



# PRODUCT LINE-UP

Vol. **29**  
May. 2018



## OKADA AIYON CORPORATION

[www.okada-aiyon.com](http://www.okada-aiyon.com)

4-1-18, Kaigan-dori, Minato-ku, Osaka 552-0022, Japan

Tel +81-(0)6-6576-1268 Fax +81-(0)6-6576-1516

Email [sales@aiyon.co.jp](mailto:sales@aiyon.co.jp)

[facebook.com/okadaaiyon](https://www.facebook.com/okadaaiyon)

[youtube.com/OkadaAiyonCorp](https://www.youtube.com/OkadaAiyonCorp)



# OKADA QUALITY

We provide solutions to preserve our planet with powerful,  
high speed and high-quality products for professional use yet user friendly.

OKADA proven by Japan quality.

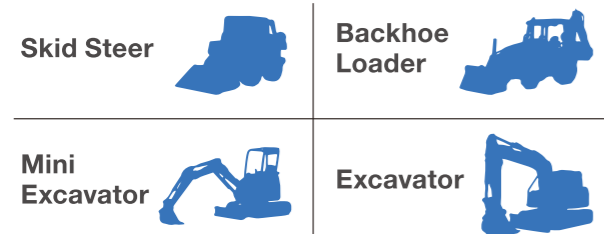


OKADA AIYON CORP. develops a variety of attachments, hydraulic breaker, concrete crusher, pulverizer, grapple and you name it, to be mounted on excavator, backhoe loader and skid steer loader and provides the solution in demolition industry, recycle industry, civil engineering, infrastructure construction and more.

We continue working to develop new technology and machine in demolition industry and are leading the industry worldwide.

<b>Company Name</b>	OKADA AIYON CORPORATION
<b>Head Office</b>	4-1-18, Kaigan-dori, Minato-ku, Osaka 552-0022, Japan TEL : +81-(0)6-6576-1268 FAX : +81-(0)6-6576-1516 Web site : <a href="http://www.okada-aiyon.com">www.okada-aiyon.com</a>
<b>Established</b>	July, 1938
<b>Stock's Listing</b>	Listed on the First Section of the Tokyo Stock Exchange. (March, 2016)
<b>Sales Facility</b>	11 domestic branches & more than 40 sales channel all over the world.

## okada series




Higher quality equals longer life.  
Performance testing for all units.  
Excavator-friendly.



	Unit	okada150	okada200	okada250	okada400	okada650	okada800	okada900	okada1000	okada1300	okada1500	okada2600	okada3600	okada4200	okada6000	TOP800
Working Pressure	MPa	6~13	9~12	9~12	9~12	11~16	12~17	14~17	14~17	14~19	14~19	14~19	14~19	15~19	15~19	15~18
Required Oil flow for Breaker	L/min	12~25	12~25	15~30	23~70	30~65	35~75	45~100	50~110	75~120	65~100	120~175	180~250	170~238	230~310	280~380
Frequency	bpm	930~1300	800~1400	550~1000	600~1500	600~1100	400~920	400~1100	350~1000	350~900	400~900	350~800	300~650	230~470	230~500	260~360
Operating Weight	kg	76	94	138	187	328	393	495	577	830	1043	1650	2610	2900	3950	5600
Overall Length	mm	970	1070	1135	1450	1513	1609	1894	2062	2125	2338	2679	3016	3209	3627	4420
Working Steel Dia.	mm	40	40	45	57	70	75	80	90	95	105	135	150	155	169	189
Suitable Carrier Machine	ton	0.7~1.5	1.0~2.0	1.2~2.5	1.5~4	3~6.5	4.5~8	4.5~9	6~10	8~13	9~15	18~26	25~36	28~42	37~60	60~80
Carrier Output Flow Range	lpm	12~30	13~40	15~42	30~70	35~70	40~110	56~120	70~135	70~140	80~140	140~210	208~290	270~400	280~350	280~382

## OSC series PULVERIZER


Pulverizers were developed as a result of a growing need to reduce disposal volume and recycle concrete waste created during concrete building demolition. The flat, wide jaw design and an internal speed valve make it possible to grab and crush large sections of concrete quickly.



Large jaw opening and crushing area ensure unmatched productivity.

Short body: Easy to operate.

### BOLT-ON TOOTH PLATE SYSTEM (OSC-280AV)



"Shell-shaped wedge" provides high crushing ability.


A high flow speed valve built into the cylinder achieves the faster cycle time in its class.

### ◆ Specifications

	Unit	OSC-35AV	OSC-70AV	OSC-135AV	OSC-200AV	OSC-280AV	OSC-360AV	OSC-500AV	OSC-650AV
Operating Weight	kg	280	650	1090	1750	1940	3160	4800	5650
Overall Length	mm	1245	1580	1930	2190	1900	2700	3110	3625
Overall Height	mm	705	960	1175	1410	1365	1760	2135	2210
Max. Jaw Opening	mm	430	600	730	860	885	1105	1465	1500
Cutter Blade Length	mm	90	100	150	150	150	180	215	215
Crushing Force (Center)	kN	305	450	600	880	880	1000	1115	1400
Excavator Set Pressure	MPa	25	30	35	35	35	35	35	35
Speed Valve		YES	YES	YES	YES	YES	YES	YES	YES
Suitable Carrier Range	Ton	3~5	6~9	10~16	18~30	18~30	30~50	40~100	50~100

Note) The above specifications are subject to change without notice. The above specifications assume the use of an OKADA universal pin mount.

## Electromagnet Type



The electromagnet is powered by the 24V battery of the carrier machine. No additional generator is required.

### ◆ Specifications (electromagnet type)

	Unit	OSC-200MBV	OSC-200HMAV
Operating Weight	kg	2100	2160
Overall Length	mm	2300	2075
Overall Height	mm	1575	1560
Max. Jaw Opening	mm	870	870
Cutter Blade Length	mm	150	150
Crushing Force (Center)	kN	880	880
Excavator Set Pressure	MPa	35	35
Speed Valve		YES	YES
Suitable Carrier Range	Ton	18~30	18~30
Magnet Size	mm	690 x 540	690 x 540
Voltage for Magnet	V	24	24

Note) The above specifications are subject to change without notice. The above specifications assume the use of an OKADA universal pin mount.




## ORC series ROTATING PULVERIZER

Process concrete wall, brick, concrete lumps into small pieces.  
Separate rebar for recycling.

A high oil flow speed valve built into the cylinder reduces cycle time.

Strong rotator with durable bearing.



### BOLT-ON TOOTH PLATE SYSTEM



### ◆ Specifications

	Unit	ORC280AV	ORC380AV
Rotation Type		HR	HR
Operating Weight	kg	2455	4230
Overall Length	mm	2255	2795
Overall Height	mm	1230	1495
Max. Jaw Opening	mm	835	1000
Cutter Blade Length	mm	180	215
Crushing Force (Center)	kN	750	1110
Excavator Set Pressure	MPa	35	35
Speed Valve		YES	YES
Suitable Carrier Range	Ton	22~38	35~50


Note) The above specifications are subject to change without notice.  
The above specifications assume the use of an OKADA universal pin mount.

## TS-S series

TS-S multi-crusher processes both reinforced concrete and steel structure.

The special casting alloy used delivers a lightweight crusher with superior durability.

Strong rotator with a durable bearing.



The ARC blade provides outstanding shearing ability.

Concrete tooth



### ◆ Specifications

	Unit	TS-S250C	TS-S320C	TS-S430C	TS-S550C	TS-S660C
Rotation Type		FR	FR/ARTS/HR	FR/ARTS/HR	FR/ARTS/HR	FR/HR
Operating Weight	kg	295	760/800/780	1400/1460/1460	2430/2510/2510	3630
Overall Length	mm	1155	1630	2055/2195/2195	2445/2550/2550	2835
Overall Width	mm	605	875	1115	1400	1618
Max. Jaw Opening	mm	325	475	565	690	815
Max. Blade Opening	mm	220	340	400	515	630
Cutter Blade Length	mm	220/250	320/380	420/500	550/600	660/720
Cutting Force (at inner part)	kN	340	745	1080	1910	2310
Operating Pressure	MPa	25	28	28	32	32
Speed Valve		-	-	-	-	-
Suitable Carrier Range	Ton	3~5	6~9	10~25	20~35	30~50

Note) The above specifications are subject to change without notice.  
The above specifications assume the use of an OKADA universal pin mount.

# TS-WB series PRIMARY CRUSHER

Demolition crusher processes reinforced concrete structure.  
Concrete buildings, Concrete bridge, concrete foundation.

The special casting alloy used delivers a lightweight crusher with superior durability.

The cylinder rod is protected by a rod cover. (Except for the TS-W250, TS-WB350, TS-WB500V, TS-W2200V models)

The strong rotator features a durable bearing.

A high oil flow speed valve reduces cycle time. (Except for the TS-W250, TS-W350 models.)

Robust assembly.

Wider and deeper crushing area.


The wedge arm penetrates concrete structures.

## ◆ Specifications

	Unit	TS-W250	TS-WB350	TS-WB500V	TS-WB620V	TS-WB950V	TS-WB1000V
Rotation Type		FR	FR	FR	FR/ARTS/HR	FR/ARTS/HR	FR
Operating Weight	kg	180	250	480	780/920/920	1610/1690/1690	2190
Overall Length	mm	950	1070	1390	1670/1860/1850	2140/2280/2280	2425
Max. Jaw Opening/Closing	mm	250/0	360/0	500/0	620/0	950/0	1030/0
Overall Width	mm	635	680	835	1105	1405	1530
Crushing Force (Center)	kN	175	240	330	355	605	750
Excavator Set Pressure	MPa	21	25	25	28	35	35
Speed Valve		-	-	YES	YES	YES	YES
Suitable Carrier Range	Ton	1.5~2.5	2.5~4	4~5.5	6~13	12~25	18~30

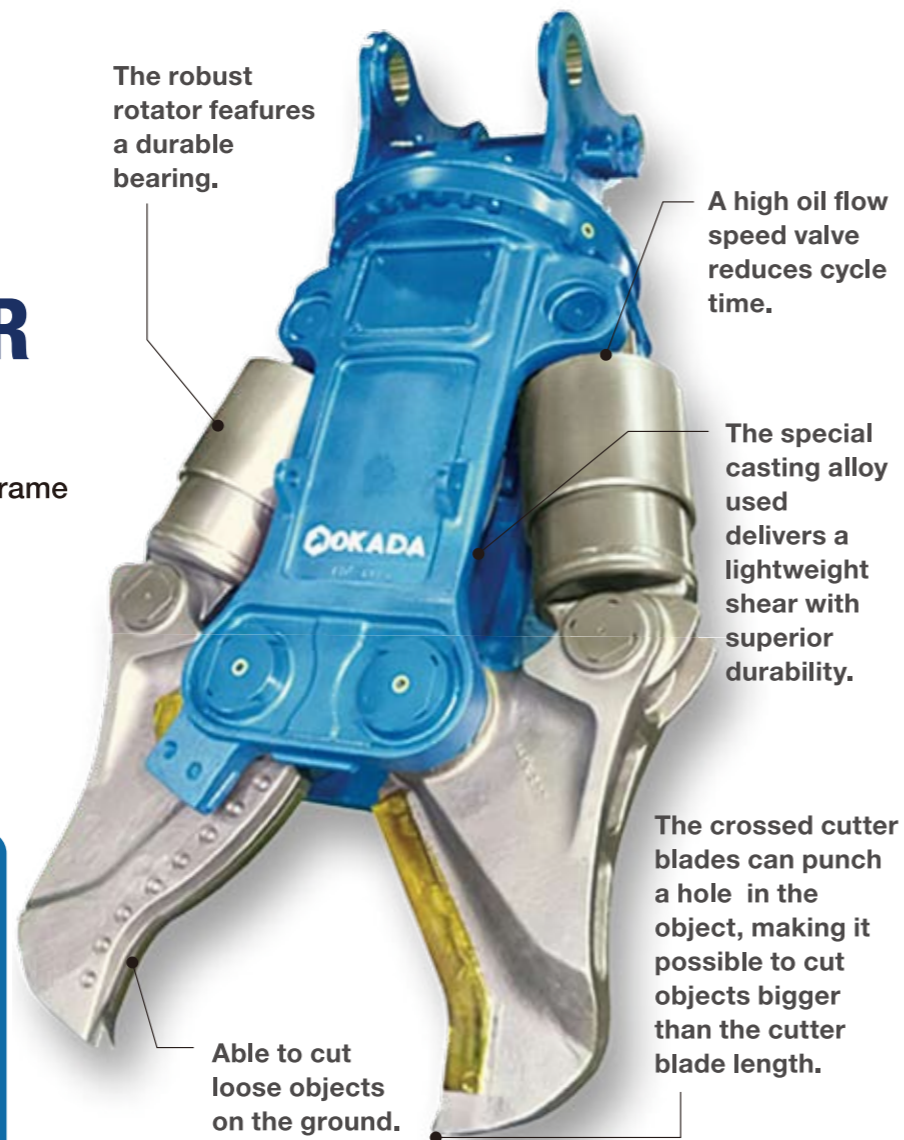
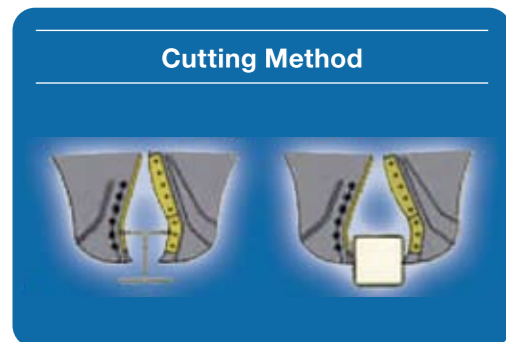
	Unit	TS-WB1100V	TS-WB1400V	TS-WB1600V	TS-WB1900V	TS-W2200V	TS-WB2400V
Rotation Type		FR/ARTS/HR	FR/HR	FR/HR	FR/HR	FR/HR	HR
Operating Weight	kg	2480/2540/2540	4230/4290	4960	7410	9700	12000
Overall Length	mm	2525/2635/2635	2970	3160	3560	3705	4050
Max. Jaw Opening/Closing	mm	1100/0	1400/0	1600/0	1900/0	2200/0	2400/0
Overall Width	mm	1625	1995	2275	2600	3090	3160
Crushing Force (Center)	kN	940	1100	1320	2000	2100	2150
Excavator Set Pressure	MPa	35	35	35	35	35	35
Speed Valve		YES	YES	YES	YES	YES	YES
Suitable Carrier Range	Ton	20~35	30~50	40~70	70~100	70~100	100~

Note) The above specifications are subject to change without notice. The above specifications assume the use of an OKADA universal pin mount.



## TS-W series CROSS CUTTER

TSW cross cutter processes steel frame structure.



### ◆ Specifications

	Unit	TS-W650XCV
Rotation Type		FR/ARTS/HR
Operating Weight	kg	2480/2540/2540
Overall Length	mm	2370/2480/2480
Overall Width	mm	1350
Max. Jaw Opening	mm	680
Cutter Blade Length	mm	640
Cutting Force (Center)	kN	1500
Cutting Force (Tip)	kN	800
Excavator Set Pressure	MPa	35
Speed Valve		YES
Suitable Carrier Range	Ton	20~25

Note) The above specifications are subject to change without notice.  
The above specifications assume the use of an OKADA universal pin mount.

## TSRC series

TSRC multi-crusher processes concrete and steel frame structure, concrete building, steel bridge, steel building and more.

The special casting alloy used delivers a lightweight crusher with superior durability.



### ◆ Specifications

	Unit	TSRC-1000V	TSRC-1300V
Rotation Method		FR/ARTS/HR	FR/HR
Operating Weight	kg	2540/2630/2630	4160/4220
Overall Length	mm	2445/2555/2555	2920/2920
Jaw Opening Max. / Min.	mm	1000/0	1300/0
Overall Width	mm	1540	1900
Crushing Force (Tip)	kN	950	1100
Cutting Force (Center)	kN	2470	2850
Cutter blade length	mm	480	550
Operating Pressure	MPa	35	35
Speed Valve		YES	YES
Suitable Carrier Range	Ton	20~35	30~50

Note) The above specifications are subject to change without notice.  
The above specifications assume the use of an OKADA universal pin mount.

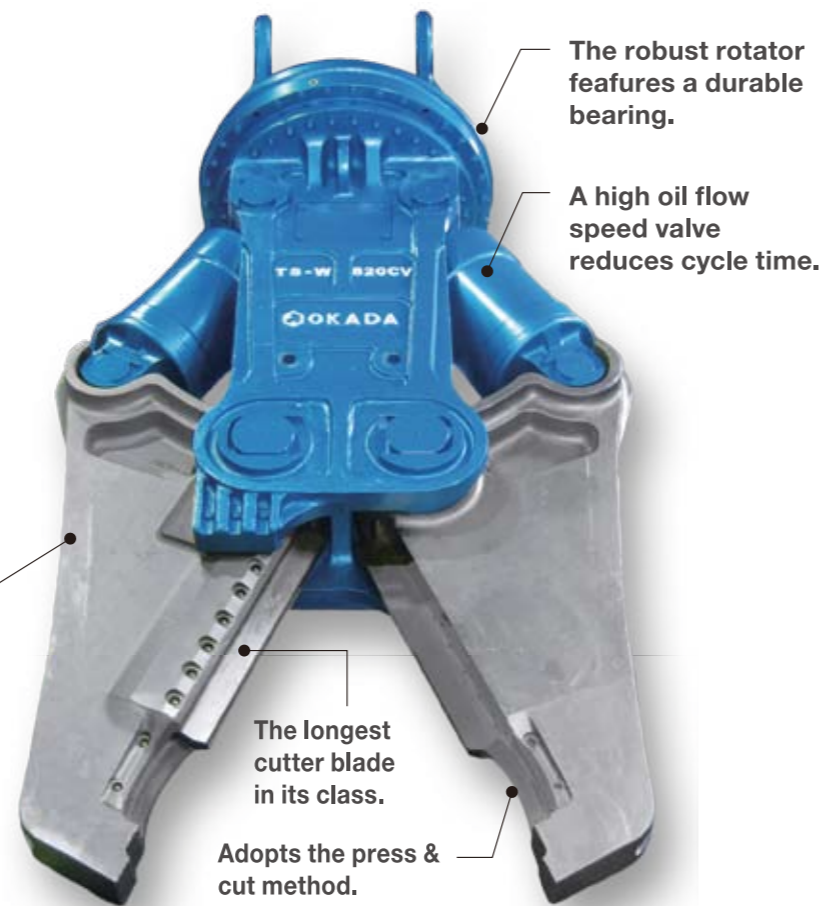


The arched cutter blade provides robust cutting ability.

## TS-W series CUTTER

Processes steel frame structure.

The special casting alloy used delivers a lightweight crusher with superior durability.



### PRESS&CUT METHOD



I-beam held by press blades



Compress I-beam



I-beam sheared by shear blades




### ◆ Specifications

	Unit	TS-W500CV	TS-WB600CV	TS-W610CV	TS-W720CV	TS-WB820CV	TS-WB1000CV
Rotation Type		FR/HR/ARTS	FR/HR/ARTS	FR/HR	FR/HR	FR/HR	FR/HR
Operating Weight	kg	2670/2730/2730	2660/2720/2720	3880/3920	5050	7270	9380
Overall Length	mm	2510/2620/2620	2530/2640/2640	3000	3295	3740	4170
Max. Jaw Opening	mm	760	710	840	955	1020	1370
Overall Width	mm	1625	1680	1635	1740	1915	2400
Cutter Blade Length	mm	500	600	610	720	820	1000
Cutting Force (Center)	kN	2460	2300	2720	2925	3200	3675
Excavator Set Pressure	MPa	35	35	35	35	35	35
Speed Valve		YES	YES	YES	YES	YES	YES
Suitable Carrier Range	Ton	20~35	20~35	30~50	40~70	70~100	100~200

Note) The above specifications are subject to change without notice.  
The above specifications assume the use of an OKADA universal pin mount.

## ASG series SILENT GRAPPLE

ASG grapple's uses are demolition of wooden structure, scrap handling, loading, sorting and other applications.



### ◆ Specifications

	Unit	ASG-30R/RD	ASG-60R	ASG-130R/RDF	ASG-210R
Operating Weight	kg	260/265	530	970/990	1590
Overall Length	mm	1420	1860	2255	2610
Max. Claw Opening	mm	1100	1650	1830	2335
Claw Width (3/2)	mm	295/155	480/270	600/340	800/460
Claw Depth (3/2)	mm	655	855	955	1200
Excavator Set Pressure	MPa	25/21	28	28	28
Suitable Carrier Range	Ton	3~5	6~9	10~16	18~25

Note) The above specifications are subject to change without notice. The above specifications assume the use of an OKADA universal pin mount.  
Solenoid valve is installed on ASG-30RD and ASG-130RDF. (It is used in breaker piping.)



## OMC series WOOD CUTTER

OMC wood cutter processes logging materials, root ball, stump, and any other wood products.

Rotating models (ARTS/HR) and fixed models are available.

For stump processing.  
**OMC-170PG**



A unique saw-shaped blade efficiently processes wood material.

**OMC160  
FIX/ARTS/HR**

### ◆ Specifications

	Unit	OMC160 ARTS/HR	OMC160 FIX	OMC-170PG ARTS/HR
Operating Weight	kg	1410/1380	1090	1400/1380
Overall Length	mm	2100	1700	2240
Overall Width	mm	1595	1595	1710
Max. Jaw Opening	mm	710	710	865
Crushing Force	KN	350	350	350
Excavator Set Pressure	MPa	32	32	32
Speed Valve		-	-	-
Suitable Carrier Range	Ton	11~22	11~22	11~22

Note) The above specifications are subject to change without notice.  
The above specifications assume the use of an OKADA universal pin mount.

**OMC160 FIX**



**OMC160 ARTS**



**OMC-170PG**



## C series CLEAN CUTTER

Cuts two surfaces of material at once.



Reduces cutting resistance by adopting an asymmetrical frame.

C series gives to the operator good visibility for easy operation.




### ◆ Specifications

	Unit	C-100	C-200
Operating Weight	kg	965	1400
Overall Length	mm	1725	1945
Max Jaw Opening	mm	605	705
Ripping Blade Length (Arm/Frame)	mm	245/440	275/495
Cutter Blade Length(Arm/Frame)	mm	400/460	460/550
Cutting Force (Tip)	kN	240	410
Cutting Force (Center)	kN	380	720
Excavator Set Pressure	MPa	35	35
Speed Valve		-	-
Suitable Carrier Range	Ton	10~13	18~21

Note) The above specifications are subject to change without notice.  
The above specifications assume the use of an OKADA universal pin mount.

## TMB series TROMMEL SCREENING BUCKET

Separates C&D debris out of soil and sand, gravel and aggregates out of soil, non-flammable material from ashes at incinerator, stones out of excavated material and more.

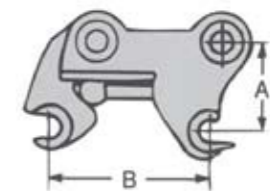


### Specifications

	Unit	TMB-60	TMB-135	TMB-200	TMB-300
Operating Weight	kg	710	1430	2070	2800
Overall Length	mm	1820	2350	2580	3050
Overall Height	mm	1310	1670	1835	2010
Overall Width	mm	1050	1550	1680	1680
Screen Diameter	mm	815	1100	1200	1400
Screen Length	mm	950	1250	1400	1600
Suitable Carrier Range	Ton	6~9	10~16	20~25	30~40

Note) The above specifications are subject to change without notice.  
The above specifications assume the use of an OKADA universal pin mount.

## OK series QUICK COUPLER

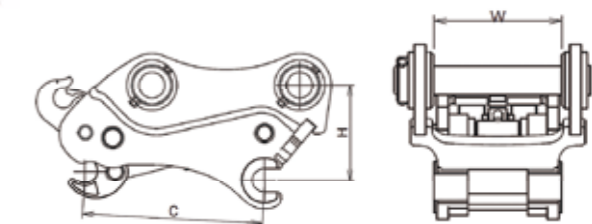
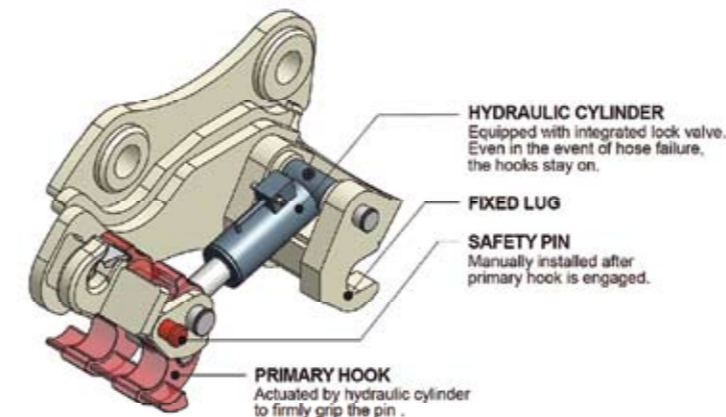


### Specifications (Mechanical Type)

	Unit	OK-10	OK-20	OK-25	OK-45	OK-70
Operating Weight	kg	40	50	100	180	380
A	mm	200	225	260	310	380
B	Max.	mm	290	350	420	500
	Min.	mm	130	220	230	300
Suitable Carrier Range	Ton	3	4	6	12	20

Note) The above specifications are subject to change without notice.

## OKH series



### Specifications (Hydraulic Type)

	Unit	OKH-20	OKH-45	OKH-60	OKH-80	OKH-150	OKH-250
Operating Weight	kg	26~34	32~49	60~75	70~91	175~210	270~350
Pin Center ( C )	mm	83~155	135~220	220~310	240~390	360~450	380~535
Pin Height ( H )	mm	145~165	150~170	145~165	175~183	220~240	285~290
Width ( W )	mm	95~119	122~150	150~172	160~200	218~275	305~334
Pin Diameter	mm	30	35~40	45	45~60	60~65	75~90
Suitable Carrier Range	Ton	1.5~2	2~4.5	4.5~6	6~8	8~15	18~25

Note) The above specifications are subject to change without notice.  
The weight varies depending on the type of excavator.  
The pin center (C) above varies per model of carrier machine.