

HONDA

ATV & UTV RANGE





DEPENDABLE. DAWN 'TIL DUSK, DAY AFTER DAY.

Honda Engineering Excellence	04
Honda Warranty	05
Choosing The Right Model	06
Authorised Honda Dealers	08
EASI Training	09
UTV RANGE	10
Pioneer 700-2 4wd	12
Pioneer 700-4 4wd	14
Genuine Honda UTV Accessories	16
ATV RANGE	20
Fourtrax 250 2wd	22
Fourtrax 420 4wd	24
Fourtrax 420 DCT 4wd	26
Foreman 520 4wd	28
Foreman 520 DCT 4wd	30
Sportrax 90 4wd	32
Model Specifications	34
Technology Glossary	38
Useful Honda Technology	39



ENGINEERING FOR *Life*

ENGINEERED WITH EXCELLENCE



RENOWNED FOR RELIABILITY



Built better to last longer

So, what makes Honda ATVs and UTVs so good?

Near the small town of Timmonsville, USA, is Honda of South Carolina Manufacturing Inc (HSC), one of our 14 specialist factories located in North America. Over 650 Honda Associates manufacture and assemble our ATV and UTV range at the 615-acre site, with many employees using a Honda for both work and leisure – making the product not just a job, but also a way of life.

Uniquely, all research and product development takes place at either HSC, or at the Honda Car R&D facility in Ohio, where using computer aided modelling and advanced car design software, our engineers have been able to test and improve model features such as rack weights, ride dynamics and ergonomics – producing a lighter, stronger product.

All frames, bodywork, fuel tanks and engine castings are fabricated on-site, and with up to 68 model variations constructed at HSC, nearly every model that comes off the production line differs from the one before. But for each model, the emphasis remains the same, it has to offer durability, quality and reliability with the over-arching principle of safety for all those involved. Our vision has always been to be a company that society wants to exist, even at manufacturing level. It's what drives us to remain a leader in the industry, whilst having a positive impact both globally and locally, from South Carolina to South Wales and everywhere else Hondas are relied upon day in, day out.



Quality you can count on

Our ATV and UTV range are relied upon daily for an almost infinite variety of tasks, by all kinds of users. Like you, they demand complete reliability, unrivalled performance and a solid build. Which is why we offer a 2 year manufacturer's warranty* with all of our ATV and UTV models as standard.

Whether you're using it for farming, gamekeeping, forestry, equestrian or snowclearing; your Honda will quickly become an essential part of your daily routine. You'll rely on it in all weathers, on all terrain and for an amazingly wide range of jobs.

So a problem with your new ATV or UTV is the last thing you'll want, but with Honda's reputation for reliability, it's also the last thing you can expect.

*Subject to following the service schedule, 2 year warranty applies to domestic and commercial use. 3 month warranty for competitive and race use.

CHOOSING YOUR SUSPENSION



Each ATV model in our range features independent front suspension, but when it comes to the rear suspension, several of our models offer two different options to choose from. It's not a matter of one being better than the other, but one may suit your needs a little more than the other.

Swingarm Rear Suspension

An excellent choice for riders looking for a hard-working ATV with plenty of towing capability. A solid locked rear-axle with a trailer hitch bolted directly to the axle housing, means the swingarm design is simple and durable, and has been a proven mainstay of Honda ATVs over the decades.

- **Bolts direct to axle housing** | Less body squat when towing
- **Rigid locked rear axle** | Solid tow hitch capability

Independent Rear Suspension (IRS)

A smart choice for ATV riders who spend long days in the saddle, especially on tough or unpredictable terrain. Each wheel moves independently, so you get a smoother ride. As an added bonus each tyre remains in optimal contact with the ground, so in certain circumstances you can get superior traction from the rear wheels.

- **Longer travel shock absorption** | More comfort & ground clearance
- **Improved tow capacity** | Pull up to an impressive 600kg*
- **Note:** IRS is standard on all UTV models.

*Tow capacity varies by model, please refer to the specification on page 34-37. Tow ball is optional accessory.

CHOOSING YOUR TRANSMISSION



There are four different transmission options to choose from within our ATV range, as well as Power Steering on certain models. All of which have their specific benefits depending on how, and where, you will mostly be using your ATV.



Manual

With manual shift gear changes and an automatic clutch mechanism, nothing can match a traditional manual transmission ATV in terms of simplicity. So it makes this an ideal transmission for riders who use their ATVs day in, day out on a variety of tasks.



Electric Shift Program (ESP)

With its automatic clutch, ESP lets you quickly and easily shift between gears with a pair of handlebar mounted buttons.



Automatic (AT)

Standard on UTV models – This effortless three-speed drive system is based on the technology in modern automatic cars, providing seamless acceleration on any terrain.



Dual Clutch Transmission (DCT)

Using two clutches, DCT models combine the strength of a manual transmission with the convenience of an automatic. The smooth shifts, excellent control and true engine braking it provides can be a real advantage in technical conditions.



Power Steering (PS)

Optimised to reduce steering effort and kickback through the handlebar, PS offers added comfort and control – ideal for those who spend long hours in the saddle.

HONDA AUTHORISED DEALERS

COMMITTED TO RIDER SAFETY



Trust the true ATV & UTV experts

You deserve complete confidence that you've made the right choice, long after you've made the purchase. That's why we appoint our Honda Authorised Dealers with as much care as we build into our products.

£ Sales

Our Authorised Dealers not only feature a comprehensive display of Honda products to see and touch, but they know our product range inside-out. Every one follows an extensive Honda training programme with regular refresher courses – so you can trust in their valuable advice and experience to help you choose the product that's just right for you.

🔧 Service

As well as offering the highest levels of after-sales service, our Authorised Dealers' factory trained technicians perform a full Pre-Delivery Inspection (PDI) on every machine, and are fully equipped to keep your product in peak condition with cost-effective servicing. Of course, you can also be assured that only high quality, genuine Honda parts are used, with access to our next day^{††} delivery service for fast and efficient turnaround.

★ Expertise

Our Authorised Dealers are true experts in their field, often with years of first-hand experience under their belt. In fact, their knowledge and experience plays an important role in making sure that our Research and Development team is given feedback from our customers, so we can ensure that new and improved models continue to meet your future needs too.



Complimentary Easi Rider Training

At Honda we take rider safety very seriously indeed. Which is why an EASI Rider Course[®] is included with every new Honda ATV or UTV at no cost.

Your Honda Authorised Dealer will register you for your course. It's worth it as it can qualify in risk assessments for PUWER or HSE requirements. For commercial users HSE risk assessments may require further training, such as through Lantra, or as part of your tractor loading / towing course.

To ensure you get the most from your Honda safely, we would encourage you to take approved training. Information on basic and advanced training courses is available from EASI.

Call 01273 494128 or visit www.quadsafety.org

Call **0345 200 8000[†]**
and we'll find your closest
Honda Authorised Dealer



ALL CHALLENGES OVERCOME

— WITH A HONDA PIONEER





Carry a full bed of cargo and an extra pair of hands

4WD

Available in Green

PIONEER 700-2

THE VERSATILE WORKMATE

Our Pioneer 700-2 UTV is powerful, incredibly versatile and built to tackle the toughest jobs and cover the most demanding terrains.

Drawing upon all of our experience and expertise in designing class-leading ATVs; the Pioneer 700-2 can carry two people – perfect for those times when you need an extra pair of hands on the job. Its 675cc liquid-cooled engine is rubber mounted for less cabin vibration and fuel-injected for all-weather starts. Its tilting cargo bed can carry up to 386kg and its impressive 680kg tow capacity allows you to haul more, go further and get more done whilst offering all of the comfort, fuel-efficiency and build quality you would expect from a Honda.

Key specification features

- **Fuel-injected 675cc OHV single-cylinder engine**
For all-weather starts
- **Independent front & rear suspension**
For superior handling and comfort
- **Tilt bed with smart assist strut**
Unload the cargo bed with ease
- **Three-speed auto transmissions**
Provides true engine braking
- **680kg towing capacity**
Makes light work of pulling a heavy load
- **386kg cargo bed capacity**
Saving valuable time and effort

Pioneer 700-2 All models have the below features:

- **Auto** Three speed automatic transmission gives seamless acceleration over any terrain.
- **Differential Lock** provides additional traction in slippery conditions, with the push of a lever.
- **Independent Rear Suspension (IRS)** for improved comfort, traction and load handling capability.





Rear seats collapse independently to provide a flexible cargo bed

4WD Available in Green




PIONEER 700-4




THE ULTIMATE TEAMWORKER

Built to get those really big jobs done, our Pioneer 700-4 UTV can carry up to four people thanks to its industry exclusive QuickFlip® seating system.

Featuring all of the clever innovation of our 700-2 model (see page 12), the versatile Pioneer 700-4 has the added ability to switch between carrying one passenger with full cargo bed capacity and tipping function – to two or three passengers, depending on the task at hand. Its innovative and durable QuickFlip® rear seats fold flat into the cargo bed independently and pop-up in an instant whenever you need them.

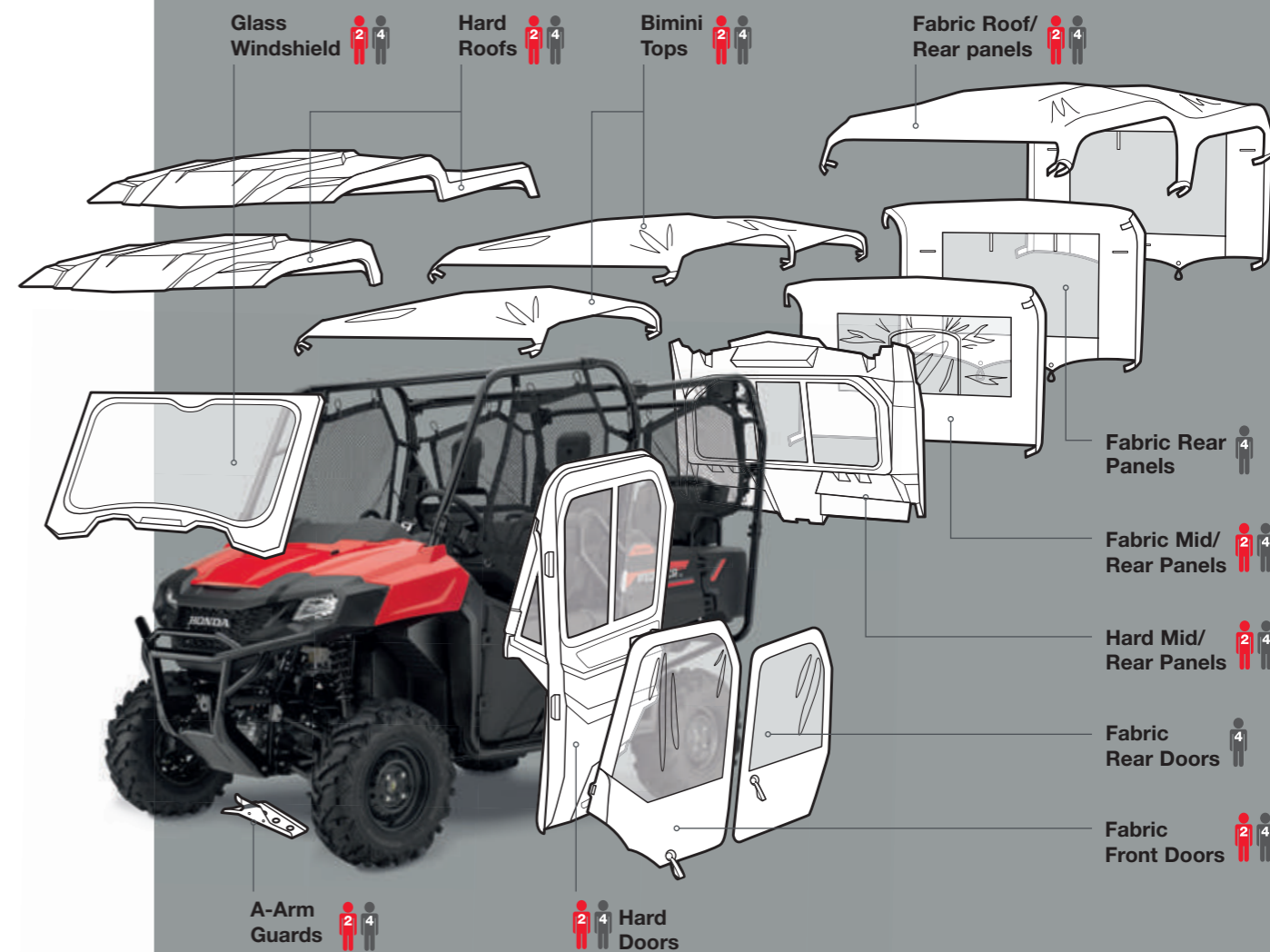
Key specification features	
• QuickFlip® Seating	Flip with ease between two, three or four seats
• Fuel-injected 675cc OHV single-cylinder engine	For all-weather starts
• Independent front & rear suspension	For superior handling and comfort
• Tilt bed with smart assist strut	Unload the cargo bed with ease
• Three-speed auto transmissions	Provides true engine braking
• 680kg towing capacity	Makes light work of pulling a heavy load
• 386kg cargo bed capacity	Saving valuable time and effort

Pioneer 700-4 All models have the below features:	
	Three speed automatic transmission gives seamless acceleration over any terrain.
	Differential Lock provides additional traction in slippery conditions, with the push of a lever.
	Independent Rear Suspension (IRS) for improved comfort, traction and load handling capability.

Quick Flip® Seating		
1. Full Cargo Bed	2. One Rear Seat	3. Two Rear Seats
		



GENUINE HONDA UTV ACCESSORIES



The Honda Pioneer. As versatile as you are.



The Pioneer is the perfect vehicle for working the farm or for going hunting. With so many ways to customise it, the Pioneer is ready to go – your way.

Body panel kits

Make your UTV more discreet against the landscape with green body panels, available for selected models. Consult your Honda ATV Authorised Dealer for details and availability.

Green Body Panel Kits:	Part numbers:
Pioneer 700-2 (two seats)	01150-HL3-22GN
Pioneer 700-4 (four seats)	01150-HL3-04GN

Honda Signature Cab Kits

-  Pioneer 700-2
Two seats
-  Pioneer 700-4
Four seats

Get the most out of your Pioneer, make it even more versatile and tailored to your needs with a Genuine Honda UTV Signature Full Cab, or Half Cab Kit.

Enjoy the benefits of exact factory specifications, ensuring a precise fit, superior function and integrated design; all specifically built and tested to the same rigorous standards as our ATVs. The Genuine Signature Range of accessories is modular. You can select a roof and screen, or make a fully enclosed cab with doors, for either a 2 or 4 person Pioneer. See next page for a breakdown of what is included in our Signature range, Half Cab and Full Cab kits.

For more information on the full range of Genuine Honda Pioneer Accessories, please see the full Pioneer Accessory Brochure and contact your Authorised ATV Honda dealer.



SIGNATURE CAB KITS PIONEER 700-2

SIGNATURE CAB KITS PIONEER 700-4



PIONEER 700-2 HALF CAB KIT	0SR75-HL3-0002P
Half cab kit consists of the following:	Part numbers:
Hard Roof 2P	0SR85-HL3-101
Windscreen	0SU95-HL3-105
Hard Rear Panel	0SU95-HL3-102A
Wiper/Washer Kit	0UE12-HL3-202



PIONEER 700-2 FULL CAB KIT	0SR85-HL3-0002P
Full cab kit consists of the following:	Part numbers:
Hard Roof 2P	0SR85-HL3-101
Windscreen	0SU95-HL3-105
Hard Rear Panel	0SU95-HL3-102A
Wiper/Washer Kit	0UE12-HL3-202
Hard Front Doors	0SU95-HL3-104A



PIONEER 700-4 HALF CAB KIT	0SR75-HL3-0004P
Half cab kit consists of the following:	Part numbers:
Hard Roof (Long)	0SR85-HL3-100
Windscreen	0SU95-HL3-105
Hard Rear Panel (sits behind front seats)	0SU95-HL3-104C
Wiper/Washer Kit	0UE12-HL3-202



PIONEER 700-4 FULL CAB KIT	0SR85-HL3-0004P
Full cab kit consists of the following:	Part numbers:
Hard Roof (Long)	0SR85-HL3-100
Windscreen	0SU95-HL3-105
Hard Rear Panel (sits behind front seats)	0SU95-HL3-104C
Wiper/Washer Kit	0UE12-HL3-202
Hard Front Doors	0SU95-HL3-104A
Fabric Rear Doors	0SR91-HL3-211B
Fabric Rear Panel	0SR95-HL3-211B

ALL GROUND COVERED

— WITH A HONDA ATV





With economical performance and agile handling, getting things done has never been easier

2WD

FOURTRAX 250

THE NIMBLE WORKMATE



The easy riding Fourtrax 250 combines agility and economy with the solid build and features found in our larger ATVs.

Whether you're working around the yard or out in the fields, the compact Fourtrax 250 makes light work of everyday tasks and is ideal for carrying out light or medium-duty jobs on flat or undulating land, with capable power and real efficiency delivered by its 229cc engine.


Key specification features

- Longitudinally mounted engine**
 Delivers smooth power to the rear wheels
- Multi-function LCD display**
 Provides the driver with key drive information at a glance
- Compact dimensions**
 Offer light and agile handling
- Sealed hydraulic front drum brakes**
 Gives progressive stopping power
- Automatic clutch with low engagement point**
 For fast, easy gear shifting

Fourtrax 250 2wd. All models have the below features:

-  **2-wheel drive** model offering light, responsive and agile handling for everyday tasks.
-  **Manual 5-speed transmission** with automatic clutch and low-rpm engagement point for excellent control and towing capability.

Fourtrax 250 ES 2wd. All Fourtrax 250 2wd (above)+

-  **Handlebar mounted Electric Shift Program (ESP)** for quick push-button gear selection.





A true, mid-size all-rounder with class-leading power and efficiency

NEW 4WD Available in Green*

FOURTRAX 420

THE UK'S BEST SELLING ATV

Powerful, efficient and compact, with excellent agility and towing capability. Fourtrax 4wd models are perfectly engineered to tackle the most demanding of conditions.

A 420cc fuel injected, liquid-cooled, longitudinal mounted engine, delivers both economy and performance. Optimised with Computer Aided Design (CAD) to deliver best-in-class handling and all day comfort – the versatile Fourtrax 4wd really sets the standard, making daily tasks both easier and more enjoyable. Its rugged utility styling and tough double-cradle chassis offer exceptional durability and handling. Its multi-function LCD display provides the driver with key information at a glance, whilst the adjustable pre-load front and rear suspension lets you tailor the ride to the terrain and conditions.

- NEW Features**
- **Forward/Reverse Skip Switch (DCT & ES)**
Bypass neutral when reversing
 - **Redesigned front and rear racks**
Providing a better surface area
 - **1.9L water resistant utility box**
Providing useful storage
 - **New protecting guards**
For the lower suspension & driveshaft

- Fourtrax 420 4wd.** All models have the below features:
- **2/4wd** Traxlok® allows you to quickly switch between the 'go-anywhere' traction of 4wd and the increased manoeuvrability and lighter steering of 2wd.
 - **Manual** 5-speed transmission with automatic clutch and low-rpm engagement point for excellent control and towing capability.
 - **AP Suretrac™** torque-sensitive limited-slip differential for extra grip in slippery conditions.
- Fourtrax 420 PS 4wd.** As Fourtrax 420 (above)+
- **Power Steering (PS)** to greatly reduce steering effort and kickback through the handlebar.
- Fourtrax 420 ES 4wd.** As Fourtrax 420+
- **Handlebar mounted Electric Shift Program (ESP)** for quick push-button gear selection.





Enjoy fast, smooth gear changes with Dual Clutch Transmission

NEW 4WD

FOURTRAX 420 DCT

THE ADVANCED MID-SIZE ATV

For simple usability and a rewarding ride, the Fourtrax DCT 4wd models really set the standard with greater fuel efficiency and automatic shifting.

With new levels of rider centred technology, and a powerful yet frugal fuel injected, liquid cooled 420cc OHV engine – the Fourtrax 420 DCT offers outstanding levels of performance, handling and durability. Yet it also ensures exceptional economy, responsive power and easy starts that you can count on in any weather. Our fuel efficient, advanced **Dual Clutch Transmission (DCT)** has been tried and tested on Honda's market leading motorcycles for many years, allowing riders to quickly shift between gears with smooth ESP control, or opt for an auto-shifting mode. Either way, the Fourtrax 420 DCT delivers fast, efficient transmission to cover even the most challenging land with ease. An axle mounted heavy duty trailer hitch provides an impressive 385kg towing capacity*.

NEW Features

- **Forward/Reverse Skip Switch (DCT & ES)**
Bypass neutral when reversing
- **Redesigned front and rear racks**
Providing a better surface area
- **1.9L water resistant utility box**
Providing useful storage
- **New shift map**
Monitors RPM in real time shifting
- **Manual override**
Override for added control
- **New protecting guards**
For the lower suspension & driveshaft

Fourtrax 420 DCT PS 4wd.

- **Traxlok®** allows you to quickly switch between the 'go-anywhere' traction of 4wd and the increased manoeuvrability and lighter steering of 2wd.
- Choose between push button ESP or our unique five-speed **Dual Clutch auto-transmission** for seamless acceleration over any terrain.
- **AP Suretrac™** torque-sensitive limited-slip differential for extra grip in slippery conditions.
- **Power Steering (PS)** to greatly reduce steering effort and kickback through the handlebar.

Fourtrax 420 DCT IRS PS 4wd. As Fourtrax 420 DCT PS+

- **Independent Rear Suspension (IRS)** for improved comfort and traction.





A hard hitting ATV designed to make tough work easy

NEW 4WD Available in Green*

FOREMAN 520

THE ALL-ROUND WORK HORSE

Big loads, long days – no problem. The Honda Foreman is built to deliver solid handling and powerful performance with renowned durability, whatever the conditions.

With huge low down torque delivered by a new, larger fuel efficient liquid cooled 518cc engine, and its computer engineered chassis providing smooth, sure footed handling, the Foreman truly is a joy to ride. Its thick padded saddle makes it easier to tackle a long day out in the field, and the unique Honda TraxLok® allows switchable 2/4wd and push-button full differential lock to give improved traction, even in deep mud. While wide gear ratios provide plenty of pulling power and true engine braking. The PS and IRS models offering reduced steering effort and kickback, or greater ground clearance and shock absorption respectively, allow you to choose a model to suit your particular needs and working environment.

NEW Features

- **Larger 518cc liquid cooled, single cylinder 4-stroke engine**
For increased torque and efficiency
- **Forward/Reverse Skip Switch (DCT & ES)**
Bypass neutral when reversing
- **Redesigned front and rear racks**
Providing a better surface area
- **1.9L water resistant utility box**
Providing useful storage

Foreman 520 All models have the below features:

- **2/4wd Traxlok®** allows you to quickly switch between tough 4wd and the lighter steering of 2wd.
- **Manual 5-speed transmission** with automatic clutch for excellent control and towing capability.
- **Differential Lock** provides push-button additional traction in slippery conditions.
- **Preload rear suspension** allows the rider to adjust the ride to suit the load, task and conditions.
- **Power Steering (PS)** to greatly reduce steering effort and kickback through the handlebar.

Foreman 520 IRS PS 4wd. As Foreman (above)+

- **Independent Rear Suspension (IRS)** for improved comfort, traction and load handling capability.

Foreman 520 ES PS 4wd. As Foreman (top)+

- **Handlebar mounted Electric Shift Program (ESP)** for quick push-button gear selection.





The Foreman DCT unites durability, performance and comfort

NEW 4WD



FOREMAN 520 DCT

THE POWERFUL 'DO IT ALL' ATV

With long travel independent suspension and huge load carrying capacity, the Foreman DCT is engineered to be the most comfortable and capable ATV ever.

Work smarter, not harder with a Foreman DCT. Built around a solid chassis offering class leading handling, and fitted with IRS and pre-load adjustable twin rear shocks (giving 216mm travel), it'll tackle the toughest terrain without any fuss. Its powerful engine delivers huge torque and our Dual Clutch Transmission (DCT) provides smooth shifts and excellent control. Its optimised shift mapping increasing fuel efficiency, and the new manual-override capability allows the driver to manually change gears even when in automatic mode. This provides a new level of control, making it possible to downshift on corner entry or upshift on descents. Power steering means you can enjoy hours in the saddle without fatigue and the high output headlight offers increased visibility. Pre-load adjustable shock absorbers and a rear disc brake also combine to provide a smoother, more controlled ride.

NEW Features

- **Larger 518cc liquid cooled, single cylinder 4-stroke engine**
For increased torque and efficiency
- **Forward/Reverse Skip Switch (DCT & ES)**
Bypass neutral when reversing
- **Redesigned front and rear racks**
Providing a better surface area
- **1.9L water resistant utility box**
Providing useful storage
- **New shift map**
Monitors RPM in real time shifting
- **Manual override**
Override automatic for added control
- **Redesigned bumper & grill**

Foreman 520 DCT IRS PS 4wd

- **2/4wd** **Traxlok®** allows you to quickly switch between tough 4wd and the lighter steering of 2wd.
- **DCT** Our unique, automated **Dual Clutch Transmission** does all the hard work for you, providing seamless, efficient gear changes
- **Differential Lock** provides push-button additional traction in slippery conditions.
- **HI/LO** **Hi/Lo Gear Range** selector delivers unparalleled low-down load pulling power – up to 600kg.
- **Independent Rear Suspension (IRS)** for improved comfort, traction and load handling capability.
- **Power Steering (PS)** to greatly reduce steering effort and kickback through the handlebar.





The safe way to learn the skills of ATV riding

2WD



SPORTRAX 90

THE PERFECT INTRODUCTION

Our smallest model brings all the enjoyment of ATV riding to younger riders[†], yet incorporates the safety and build quality you expect to find on a full-sized Honda ATV.

The 86cc Sportrax 90 is packed with specifically designed features that make it safer and easier for young riders[†] to learn and develop their riding skills. The ride is pure Honda, just smaller – with nimble and well balanced handling thanks to a sports ATV derived rear swingarm and independent suspension up front. Great touches like key-start ignition, short-reach brake levers and sharp styling will keep any young rider smiling for longer.

Key specification features

- **Short-reach front brake lever**
Greater safety for smaller hands
- **Automatic clutch**
Makes take-off and shifting a breeze
- **Tough skid plate and centre mud guards**
Gives better protection
- **Adjustable throttle limiter**
For safer learning

Sportrax 90 2wd.

2wd 2-wheel drive offering light and responsive handling, perfect for learning to ride.

Manual 4-speed transmission with automatic clutch excellent for young riders to learn gear shifting.



MODEL SPECIFICATIONS



JUNIOR	
Sportrax 90	
TRX90	
Junior/Fun ATV	
Engine Size	86cc
Engine Type	Air-cooled, wet-sump, transverse mounted SOHC 4-stroke single cylinder
Bore x Stroke	47.0mm x 49.5mm
Fuel System	Piston valve, 16mm throttle-body
Ignition	CDI
Starter	Electric
Gears	Four-speed
Transmission	Manual shift, automatic clutch
Drive	2wd O-ring sealed chain
Power Steering	-
Front Suspension	Independent
Rear Suspension	Swingarm with single shock
Adjustable Pre-load	-
Suspension Travel	Front: 66mm (2.6") Rear: 66mm (2.6")
Front Brakes	110mm dual sealed mechanical drums
Rear Brake	140mm sealed mechanical drum
Tyres	Front: 20 x 7-8 Rear: 19 x 8-8
Dimensions	L: 1489mm W: 1894mm H: 1927mm
Wheelbase	983mm
Seat Height	660mm
Ground Clearance	99mm
Min. Turning Radius	2.53m
Fuel Capacity	6.3L, incl. 1L reserve
Rack capacity	N/A
Towing capacity	N/A
Dry weight	114kg
Colours	Red

FOURTRAX (2WD MODELS)	
Fourtrax 250	
TRX250TM, TRX250TE (ES)	
Light work ATV	
Engine Size	229cc
Engine Type	Air-cooled, wet-sump, longitudinally mounted OHV 4-stroke single cylinder
Bore x Stroke	68.5mm x 62.2mm
Fuel System	Piston valve, 22mm throttle-body Constant Velocity
Ignition	CDI
Starter	Electric with auxiliary recoil
Gears	Five forward gears plus reverse
Transmission	Auto clutch with manual or electric shift (ES model)
Drive	2wd Direct rear drive-shaft
Power Steering	-
Front Suspension	Independent double wishbone
Rear Suspension	Swingarm with single shock
Adjustable Pre-load	-
Suspension Travel	Front: 130mm (5.1") Rear: 125mm (4.9")
Front Brakes	Dual hydraulic drums
Rear Brake	140mm sealed mechanical drum
Tyres	Front: 22 x 7-11 Rear: 22 x 10-9
Dimensions	L: 1905mm W: 1034mm H: 1069mm
Wheelbase	1130mm
Seat Height	792mm
Ground Clearance	150mm
Min. Turning Radius	2.59m
Fuel Capacity	6.3L, incl. 2.6L reserve
Rack capacity	Front: 15kg Rear: 30kg
Towing capacity	225kg
Dry weight	190kg ES: 193kg
Colours	Red

FOURTRAX (4WD MODELS)			
Fourtrax 420	Fourtrax 420 PS	Fourtrax 420 DCT PS	Fourtrax 420 DCT IRS PS
TRX420FM1, TRX420FE1 (ES)	TRX420FM2	TRX420FA2	TRX420FA6
Utility work ATV			
420cc			
Liquid cooled, wet-sump, longitudinally mounted OHV 4-stroke single cylinder			
86.5mm x 71.5mm			
PGM-FI, 34mm throttle-body fuel-injection system			
Full-transistorized ignition with electronic advance			
Electric			
Five forward gears plus reverse			
Auto clutch with manual, or electric shift (FE models only)		Automatic Dual Clutch Transmission (DCT) with auto-shifting or electric shift	
4wd Direct drive-shafts with TraxLok® switchable 2wd/4wd and locking front differential			
-		Power Steering	
Independent double wishbone			
Swingarm with single shock			Dual A-Arm (IRS)
Front and Rear suspension			Front and Rear suspension
Front: 170mm Rear: 170mm			Front: 185mm Rear: 216mm
190mm dual hydraulic discs			190mm dual hydraulic discs
160mm sealed mechanical drum			170mm single hydraulic disc
Front: 24 x 8-12 Rear: 24 x 10-11			
L: 2100mm W: 1200mm H: 1170mm			L: 2140mm W: 1200mm H: 1180mm
1270mm			1295mm
855mm			880mm
180mm			230mm
2.8m			3.5m
4.9L			
Front: 29.9kg Rear: 60kg			
384kg			385kg
278kg ES: 279kg	280kg	291kg	306kg
Red and Green (TRX420FM2 only). Optional green panel kits available			

MODEL SPECIFICATIONS



FOREMAN MODELS (4WD)			
Foreman 520 PS		Foreman 520 IRS PS	
TRX520FM2, TRX520FE2 (ES)		TRX520FM6	
Foreman 520 DCT IRS PS			
TRX520FA6			
Heavy duty ATV		Heavy duty ATV	
Engine Size	518cc		
Engine Type	Liquid cooled, wet-sump, longitudinally mounted OHV 4-stroke single cylinder		
Bore x Stroke	96.0mm x 71mm	96.0mm x 71.5mm	
Fuel System	PGM-FI, 36mm throttle-body		
Ignition	Full-transistorised type with electronic advance		
Starter	Electric		
Gears	Five forward gears plus reverse		
Transmission	Auto clutch with manual or electric shift (TRX500FE2 (ES) model only)		Automatic Dual Clutch Transmission (DCT) with auto-shifting or electric shift
Drive	4wd Direct drive-shafts with TraxLok® switchable 2wd/4wd and locking front differential		
Power Steering	Power Steering		
Front Suspension	Independent double wishbone		
Rear Suspension	Swingarm with single shock	Dual A-Arm (IRS)	
Adjustable Pre-load	Front and Rear suspension		
Suspension Travel	Front: 185mm Rear: 185mm	Front: 185mm Rear: 215mm	
Front Brakes	190mm dual hydraulic discs		190mm dual hydraulic discs
Rear Brake	160mm sealed mechanical drum		170mm single hydraulic disc
Tyres	Front: 25 x 8-12 Rear: 25 x 10-12		
Dimensions	L: 2100mm W: 1200mm H: 1210mm	L: 2147mm W: 1205mm H: 1235mm	
Wheelbase	1270mm		1293mm
Seat Height	870mm		910mm
Ground Clearance	190mm		239mm
Min. Turning Radius	3.2m		3.505m
Fuel Capacity	17.7L, incl. 5.9 reserve		14.7L, incl. 4.9L reserve
Rack capacity	Front: 39.9kg Rear: 79.8kg	Front: 44.9kg Rear: 84.8kg	
Towing capacity	384kg		599kg
Dry weight	294kg ES: 288kg	317.5kg	330.6kg
Colours	Red and Green (TRX520FM2 only).		Red.

UTV MODELS (4WD)	
Pioneer 700-2	Pioneer 700-4
SXS700M2 (two seats)	SXS700M4 (four seats)
Heavy duty UTV Utility Vehicle	
675cc	
Liquid cooled, semi-dry sump, longitudinal mounted OHV 4-stroke single-cylinder	
102.0mm x 82.6mm	
PGM-FI, 40mm throttle-body fuel-injection system with IACV idle control	
Full-transistorised type with electronic advance	
Electric	
Three forward gears with reverse	
Fully automatic with hydraulic torque converter and electrical controls	
4wd Direct drive-shafts with switchable 2wd/4wd and locking front differential	
-	
Independent double-wishbone	
Independent double-wishbone (IRS)	
-	
Front: 200mm Rear: 230mm	
Dual 200mm hydraulic discs	
170mm single hydraulic/mechanical disc	
Front: 25 x 8-12 Rear: 25 x 10-12	
L: 2910mm W: 1525 mm H: 1970mm	L: 2910mm W: 1525mm H: 1985mm
1950mm	
868mm	
270mm	
4.511m	
30L	
N/A	
680kg	
574kg	639kg
Red	

MODEL CODES EXPLAINED

- T. 2wd
- F. 2/4wd
- M. Manual Transmission
- E. Electric Shift Transmission
- A. Automatic Transmission
- 1. Swingarm rear suspension
- 2. Swingarm rear suspension plus Power Steering
- 6. Independent Rear Suspension plus Power Steering
- PS. Power Steering
- DCT. Dual Clutch Transmission
- IRS. Independent Rear Suspension



CE certification for European utility ATVs All Honda utility ATVs destined for European markets are CE certified to specific European legislative requirements and to the needs of our customers. The Honda CE mark is clearly shown printed on the Model Year label, affixed to the front vertical frame tube. **Only ATVs with frame numbers with CE marking integral to the Model Year label**, are covered in the UK under the Honda Manufacturer's 2 Year Warranty. Separate CE stickers anywhere else on the frame tubes, other than printed integral to the Model Year label are unlikely to be genuine, thus should be considered non-CE and a cause for concern. If you have any doubt please have the frame number checked against the Honda UK database to check its origin and compliance to European Legislation. **Only a Honda Authorised Dealer can verify the 2 year CE manufacturer's Warranty.**



TECHNOLOGY GLOSSARY



Manual Transmission

Get full control when manoeuvring or riding over taxing terrain, with manual shift gear changes and an automatic clutch mechanism.



Electric Shift Program (ESP)

Change gears quickly and smoothly, with a simple push of a handlebar mounted button.



Adjustable Preload Suspension

Tailor the ride to suit the load, riding conditions and task at hand, greatly improving comfort and handling.



Independent Rear Suspension (IRS)

Gives increased comfort, greater ground clearance with longer travel shock absorption over tougher terrain, with an improved tow capacity.



2 Wheel Drive Model

Offers lighter steering, agile handling with increased manoeuvrability.



Traxlok® (switchable 2/4wd)

Quickly switch between the nimble manoeuvrability and light steering of 2wd, and the go-anywhere traction of 4wd, with a simple selector lever.



Hi/Lo Gear Range Selector

Delivers more low-down torque, giving plenty of pulling power for heavy loads.



Forward/Reverse Skip

Available on our Electric Shift Program (ESP) and DCT models, this single lever bypasses neutral and allows you to shift easily and quickly between forward and reverse.



Automatic Transmission

Delivering smooth and seamless automatic gear changes, for effortless acceleration over any terrain.



Dual Clutch Transmission (DCT)

Our DCT models provide smooth shifts and excellent control by utilising two clutches. When riding, the next gear change is preselected by the second clutch, and ready to go when needed.



Power Steering (PS)

Reduces steering effort and kickback through the handlebar for extended all-day riding comfort, and improved control. The re-mapped ECU also gives greater steering assist at low speed – ideal for lighter riders, or those who enjoy spending long hours in the saddle.



AP Suretrac™

Delivers torque-sensitive, limited-slip differential for optimum traction in slippery conditions.



Full Differential Lock

Lock the front differential with the push of a button, to drive full power to all wheels – a real benefit in loose or rocky terrain or muddy conditions.



USEFUL TECHNOLOGY

“ We only have one future and it will be made of our dreams, if we have the courage to challenge convention ”

SOICHIRO HONDA

Since 1948, when the Honda Motor Corporation was formed, we have lived by this philosophy. Always challenging the status quo, always asking questions, always learning. Today, Honda is the world's largest engine manufacturer, producing innovative and reliable products for almost every application – from lawnmowers to corporate jets. With every product designed to make life more joyful for you and with less impact to the planet. Where will our dreams take us next?

More Honda power equipment

We've harnessed our engineering expertise and design innovation, to create a wide range of class-leading, 4-stroke petrol and NEW cordless electric power equipment products which make your life and livelihood easier, safer and more enjoyable, including:

- Lawnmowers & Lawn Tractors
- Water Pumps & Generators
- Hedge Trimmers & Tillers

Find out more

www.honda.co.uk | 0345 200 8000*

*Charged at local rates from land lines





Terms & Conditions: This publicity material applies to the UK only. These specification details do not apply to any particular product which is supplied or offered for sale. The manufacturer reserve the right to vary their specification, including colours, with or without notice at such times in such manner as they think fit. Major as well as minor changes may be involved. Every effort, however, is made to ensure the accuracy of the particulars contained in this brochure. Consult the Dealer with whom your order is placed for details of the specification of any particular product. This publication shall not constitute in any circumstances whatsoever an offer by the Company to any person. All sales are made by the Distributor or Dealer concerned subject to and with the benefit of the standard Conditions of Sale and Warranty given by the Distributor or Dealer, copies of which may be obtained from him on request.

Honda (UK) Power Products is a division of Honda Motor Europe Ltd.

Honda (UK) - Power Products

Cain Road, Bracknell, RG12 1HL
Honda Contact Centre **0345 200 8000***
www.honda.co.uk



Please don't bin me. Pass me on to a friend or recycle me.
The paper used in this brochure is manufactured using Elemental Chlorine Free pulp, from renewable and fully sustainable timber.

*Charged at local rates from landlines.

