

WHEEL LOADER



Specifications

Operating weight	3900 kg
Engine power	36.4 kW (50 HP)
Bucket capacity	0.65-1.0 m ³
Tipping load, straight	2750 kg
Tipping load, articulated	2475 kg

Features

- ▶ Excellent all-round visibility
- ▶ Steel cab with perfectly designed operator's stand
- ▶ Easy service accessibility for minimized downtime
- ▶ Ergonomically designed controls for fatigue-free operation
- ▶ Self-locking differentials provide optimum traction
- ▶ Loader frame with proven parallel kinematics
- ▶ Fuel-efficient Deutz diesel engine
- ▶ Hydrostatic drive, independent from loader hydraulics.

WORKS FOR YOU.™

SPECIFICATIONS

ENGINE

Manufacturer, model	Deutz, D 2011 L04
Type	4-cylinder diesel engine, EC phase III A, EPA Interim Tier 4
Combustion	4-stroke cycle, direct fuel injection
Displacement	3100 cm ³
Net power rating at 2300 rpm (ISO 9249)	36.4 kW (50 HP)
Cooling system	External oil cooling

ELECTRICAL SYSTEM

Nominal voltage	12 V
Lighting system in compliance with German and European standards	

POWER TRANSMISSION

Hydrostatic drive, closed circuit, independent from loader hydraulics. Perfected driving automatics, automatic adjustment of drawbar pull and speed. Hydraulic motor power shift providing two speed ranges. Infinitely variable speed control forward and reverse. 4-wheel drive from reduction gear on rear axle via cardan shaft to front axle. Brake inching pedal.

2 speed ranges:

"Low"	0-7 kph
"High"	0-20 kph

4 speed ranges (high-speed version optional):

"Low"	0-6.5 / 0-18 kph
"High"	0-14 / 0-36 kph

AXLES

Front: Planetary drive axle, rigidly mounted. Limited slip-type differential 45%.	
Rear: Oscillating (with cushioning) planetary final drive axle, with integrated reduction gear. Limited slip-type differential 45%.	
Angle of oscillation	±12°

TIRES

Standard	365/70 R 18 SPT 9 Dunlop
----------	--------------------------

BRAKES

Service brake:	Hydraulically actuated center-mounted drum brake, acting on all 4 wheels via 4-wheel drive.
Auxiliary brake:	Hydrostatic drive provides dynamic braking.
Parking brake:	Mechanically actuated center-mounted drum brake on front axle.

STEERING

Articulated, 1 steering cylinders with final positioning damping on both sides, fully hydraulic through Load-Sensing priority valve, quick and easy steering even at engine idle-running speed.	
Total steering angle	80°

FLUID CAPACITIES

Fuel tank	75 l
Hydraulic system (incl. tank)	55 l

OPERATING DATA, STANDARD EQUIPMENT

Operating weight (ISO 6016)	3900 kg
Tipping load, straight at full reach (ISO 14397-1)	2750 kg.
Tipping load, articulated at full reach (ISO 14397-1)	2475 kg.
Total length, bucket on ground	4780 mm
Total width	1700 mm
Turning radius at outside bucket edge	3870 mm
Wheelbase	1950 mm
Total height (top of cab)	2610 mm



HYDRAULIC SYSTEM

Pump capacity	max. 41 l/min
Working pressure	250 bar
Control unit: Proportional hydraulic valve with 3 control circuits and high-speed control for tilting. Simultaneous, independent control of all movements. Single, four-way control lever (multi-function lever) for tilt and lift cylinder with integrated travel direction selector switch and switch for additional control circuit. Float position in control circuit "Lowering", electro-hydraulically operated. Additional control circuit including quick couplers and continuous operation function provided as standard.	

LOADER FRAME

Loader installation featuring true parallel linkage and integrated mechanical (optionally hydraulic) quick-attach system.	
General-purpose bucket (ISO 7546)	0.65 m ³
Lift capacity at ground level (ISO 14397-2)	33,000 N
Breakout force at bucket edge (ISO 14397-2)	37,000 N

FORK LIFT ATTACHMENT

Operating load over the total lift and steering range	1550 (1650*) kg
Operating load in transport position, approx. 300 mm above ground level, total steering range	1900* kg
Width of fork carrier	1240 mm
Length pallet forks (100x40 mm)	900 mm
Stability factor	1.25

Operating load determined on level ground = 80 % of tipping load, articulated

CAB

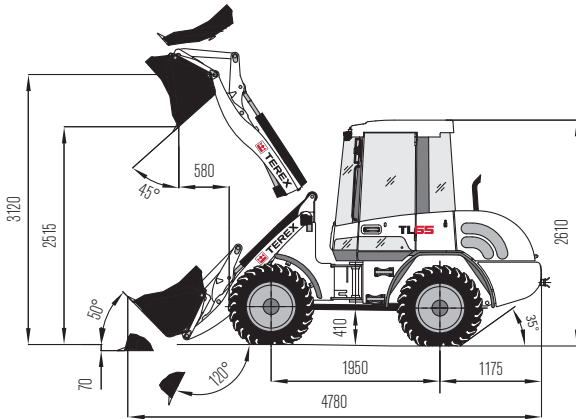
Rubber-mounted full-vision steel cab, ROPS (EN ISO 3471) and FOPS** (EN ISO 3449) certified.
Cab featuring two doors, electric windshield intermittent wipers and washer (front and rear), tinted panoramic safety glass, sliding window on left-hand side.
Driver's seat with hydraulic cushioning and lap belt, weight-adjustable, in compliance with ISO 7096 and ISO 6683.
Cab heating with 3-speed heater fan (choice fresh air/recirculating air) and windshield defroster, front and rear.
Air conditioning and radio pre-installation.
Tilt adjustable steering wheel.
2 working floodlights, front.
Sound level values in compliance with EC-directives.
*With rear axle weights
**FOPS-approved only with skylight guard (optional)



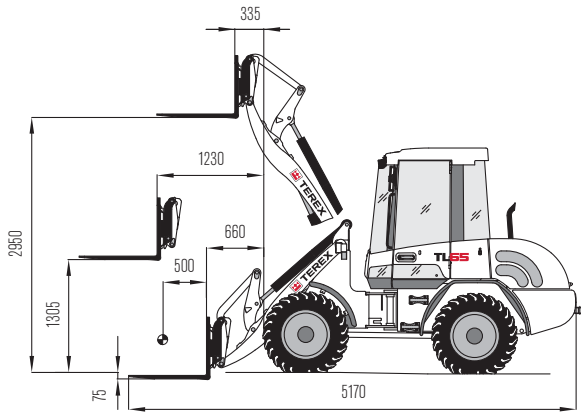
TEREX®

DIMENSIONS GENERAL-PURPOSE BUCKET

Capacity in compliance with ISO 7546: 0.65 m³
Max. density of material: 1.8 t/m³



FORK LIFT ATTACHMENT



Operating load over total lift range: 1550 (1650*) kg

Operating load in transport position: 1900* kg

*With rear axle weights

BUCKET TYPE

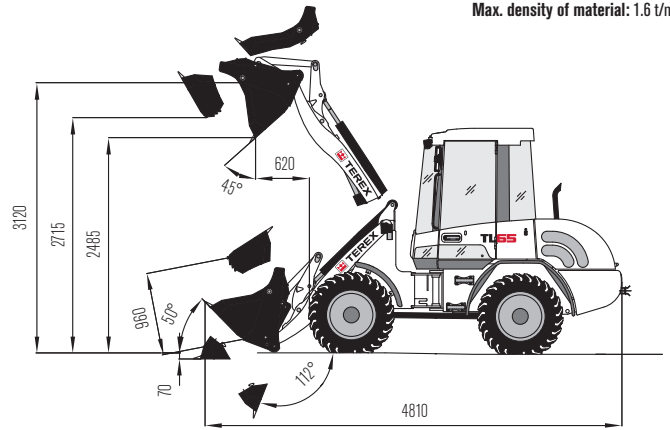
	Capacity	Density	Width	Dump height
General-purpose bucket, quick-attach system (QAS), teeth	0.65 m ³	1.8 t/m ³	1700 mm	2515 mm
General-purpose bucket, QAS, bolt-on cutting edge	0.65 m ³	1.8 t/m ³	1700 mm	2480 mm
Earth bucket, QAS, teeth	0.72 m ³	1.6 t/m ³	1700 mm	2455 mm
Earth bucket, QAS, bolt-on cutting edge	0.72 m ³	1.6 t/m ³	1700 mm	2420 mm
Light-material bucket, bolt-on cutting edge	0.80 m ³	1.2 t/m ³	1700 mm	2420 mm
Light-material bucket, bolt-on cutting edge	1.00 m ³	0.8 t/m ³	1850 mm	2380 mm
Multi-purpose bucket, QAS	0.60 m ³	1.6 t/m ³	1700 mm	2485 mm
Side-dump bucket, QAS, without teeth	0.50 m ³	1.8 t/m ³	1750 mm	2480 mm
High-tip bucket, QAS, without teeth	0.65 m ³	1.2 t/m ³	1850 mm	3390 mm
Quarry bucket, QAS	0.55 m ³	1.8 t/m ³	1850 mm	2500 mm

EXAMPLES OF MATERIAL DENSITIES

Granite, basalt, sand (damp), gravel (damp), slate:	1.8 - 2.2 t/m ³	Topsoil, clay, mineral coal:	1.1 - 1.6 t/m ³
Sandstone, gypsum, limestone, soil (damp), sand (dry), gravel (dry):	1.5 - 1.8 t/m ³	Wood chips (dry), compost, coke:	0.2 - 1.0 t/m ³

MULTI-PURPOSE BUCKET

Capacity in compliance with ISO 7546: 0.60 m³
Max. density of material: 1.6 t/m³



OPTIONAL EQUIPMENT

TIRES

340/80 R 18 XCML Michelin

365/70 R 18 MPT 70 E Conti

365/70 R 18 EM 01 Mitas

Non-standard tires available on request

FRONT ATTACHMENTS

General-purpose bucket*	0.65 m ³
Earth bucket*	0.72 m ³
Light-material bucket*	0.80 m ³
Light-material bucket*	1.00 m ³
High-tip bucket*	0.65 m ³
Side-dump bucket	0.50 m ³
Multi-purpose bucket*	0.60 m ³
Quarry bucket	0.55 m ³
Front ripper with 3 prongs	
Fork carrier, 1240 mm wide, ISO 2328, class 2, form B	
Forks, 900 mm long, cross section 100x40 mm	
Forks, 1120 mm long, cross section 100x45 mm	
Load hook, attachable on fork arms	
Load hook integrated in quick-attach system	
Crane jib with rigid arm	
Crane jib, telescopic (mechanical)	
Sweeper, snow blade	

*optionally with bolt-on cutting edge

DRIVER'S STAND

Air-cushioned driver's comfort seat with orthopedic lumbar support and adjustable armrests and headrest

ENGINE

Diesel exhaust cleaner Catalyst

HYDRAULIC SYSTEM

Open return 4th control circuit, proportional
Hydraulic outlet for front hand-held hammer 4th control circuit, electrical

CAB

FOPS-skylight guard Pressurized cab
Right-hand door with sliding window Independent diesel heating with timer
Working floodlight, rear Air conditioning
Yellow beacon Height- and tilt-adjustable steering wheel

OTHER OPTIONAL EQUIPMENT

High-speed version 36 kph Anti-theft device (immobilizer)
Filling with biodegradable hydraulic oil, ester-based, BIO-E-HYD-HEES Special creep versions available on request
Electrical tank refilling pump Rear axle weights
Pilot-controlled hose-rupture valves for lift and tilt cylinders Quick couplers (flat face) for 3rd control circuit on lift frame
Back-up alarm for reverse travel Ride control system
Central lubrication system Battery disconnecter
Manual throttle, transmission deactivated
Further optional equipment available on request

www.terex.com

Effective Date: February 2011. Product specifications and prices are subject to change without notice or obligation. The photographs and/or drawings in this document are for illustrative purposes only. Refer to the appropriate Operator's Manual for instructions on the proper use of this equipment. Failure to follow the appropriate Operator's Manual when using our equipment or to otherwise act irresponsibly may result in serious injury or death. The only warranty applicable to our equipment is the standard written warranty applicable to the particular product. Terex makes no other warranty, express or implied. Products and services listed may be trademarks, service marks or trade-names of Terex Corporation and/or its subsidiaries in the USA and other countries. All rights are reserved. "Terex" is a registered trademark of Terex Corporation in the USA and many other countries. Copyright © 2011 Terex Corporation
Ref. no.: TERE566UK

Terex Compact
Schaeffstr. 8, D-74595 Langenburg
Tel: +49 (0)7905 / 58-0 Fax : +49 (0)7905 / 58114
Email: info@terex-schaeff.com www.terex.com



TEREX®

WORKS FOR YOU.™