



Welcome! to our world

# SIMPLICITY

RM 60 THE QUICK SET-UP SOLUTION  
GREAT DIMENSIONS, HIGH VERSATILITY



# RM 60





## THE QUICK SET-UP SOLUTION

### GREAT DIMENSIONS, HIGH VERSATILITY

#### Outstanding performance achieves high capacity continuity

The RM 60 is the most compact RM crusher and is suitable for newcomers as well as users looking for a maximum capacity of 80 t/h. Instead of being burdened with high costs, mobile recycling and handling of natural rock with existing plant equipment and personnel can bring additional value while doing away with transport, storage and purchasing costs.

The RM 60 is transported rapidly using a hook lift truck and is soon ready for operation. The crusher unit is easy to operate and all service work can be carried out from the ground. With high-performance components such as pre-screens and final screens, you can create a complete recycling centre incorporating clearly defined, cost-effective recycling systems.

RUBBLE MASTER dealerships will be pleased to discuss optimum settings and your construction site logistics.



# HIGHLIGHTS

## THE TECHNICAL HIGHLIGHTS

RUBBLE MASTER compact crushers are the compact class in mobile processing and are versatile, powerful and stable in value. They produce high-quality cubic value grain from construction debris and natural rock cost effectively and on-site.

Thanks to their compact design and low weight, they can be transported without any special permits. Proven technology and personal consultation are part of RM Lifetime Support and enable business operators to offer mobile recycling and natural rock processing cost-effectively as a high quality and profitable line of business. We are only satisfied when our customers are successful!



Feeding belt on/off, feeding belt speed slow/fast, feeding belt reverse, machine stop, optional: release system.



Appreciated by local residents: thanks to series dust suppression and noise reducing cover.



Straightforward handling: fed with small construction loaders (loading edge 1930 mm), remote control optional.



Indispensable: release system to remove blockages, plus reliable magnetic separator.



Efficient: automatic 2-step conveying and diesel/electric drive.



Less wear thanks to pre-screening: the robust VS60 – also available with side conveyor belt – separates fines from the feed material.



Profitable niche business: production waste is graded by the container-mobile RM CS2500 and reused cost-effectively.



Includes hoist for changing the hammers safely.



Straightforward transport



# DATA

## RM 60 - HOOK-LIFT IMPACT CRUSHER

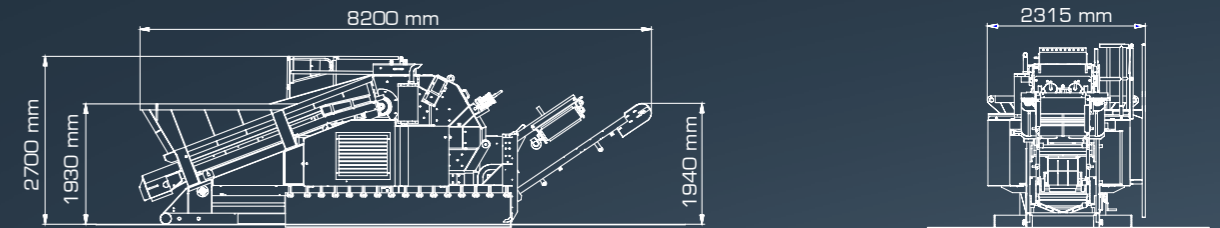
<b>Output</b>	up to 80 t/h, depending on material
<b>Feed material size</b>	diameter max. 500 mm
<b>Inlet opening</b>	640 x 550 mm
<b>Crusher unit</b>	RUBBLE MASTER impact crusher with 2 or 4 hammers Kinematics mechanically adjustable for primary or secondary crushing mode
<b>Operation</b>	Straightforward handling with remote control (optional)
<b>Feed unit</b>	Feed hopper 1 m <sup>3</sup> , The hopper is a solid, reinforced steel structure. Loading height 1,930 mm, loading width 1,860 mm, conveyor hopper width 640 mm  Feed control system (Automation I Generation) for automatic crusher load-dependent conveying
<b>Discharge belt</b>	Folding conveyor 650 mm wide, cranked mechanically into transport position, discharge height 1,940 mm
<b>Power unit</b>	Deutz diesel engine, 4 cylinder, 67 kW at 2,000 rpm, TIER 3a/COM IIIa, approved, synchronous generator 19 kVA 400 V, electrical outlets 230 V and 400 V or external drives up to 6kW
<b>Magnetic separator</b>	Ultra-strong magnet, belt width 650 mm
<b>Emission protection</b>	RUBBLE MASTER Enviro concept: Dust suppression using water spray inside crusher
<b>Transport system</b>	Hook unit on truck
<b>Weight</b>	12,000 kg
<b>Options</b>	Release system to remove blockages inside crusher Remote control Diesel filling pump Crusher hammer changing system Hydraulic legs All electric drive

Dimensions in mm. Specifications subject to change in line with technical developments. The machine complies with Guideline 2006/42/EC of the European Parliament.

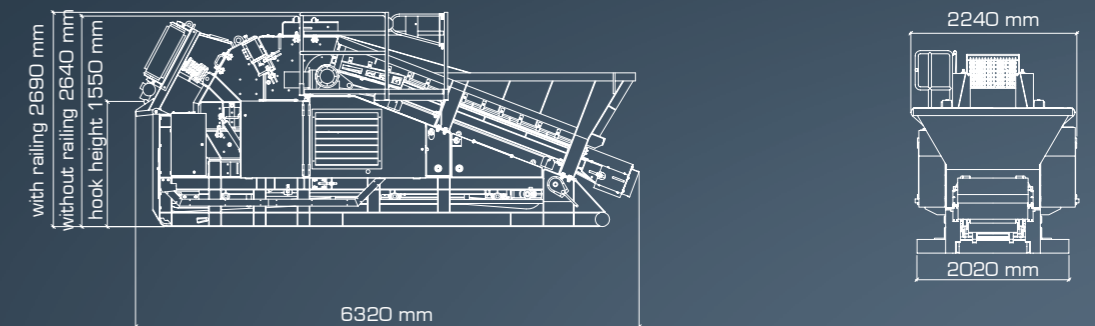
## DIMENSIONS

### RM 60

#### WORKING POSITION

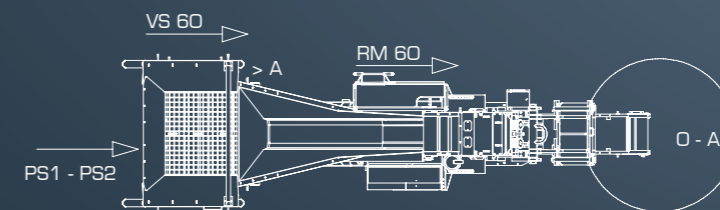
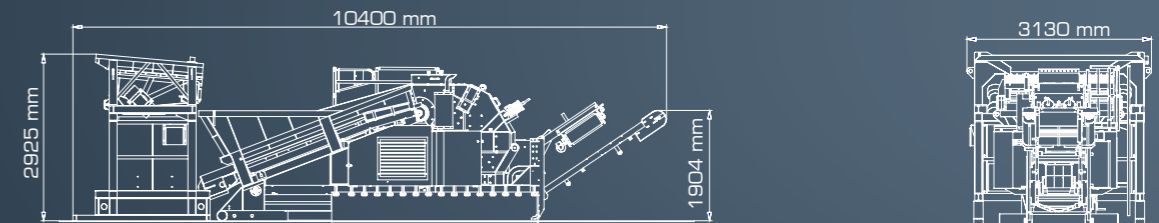


#### TRANSPORT POSITION



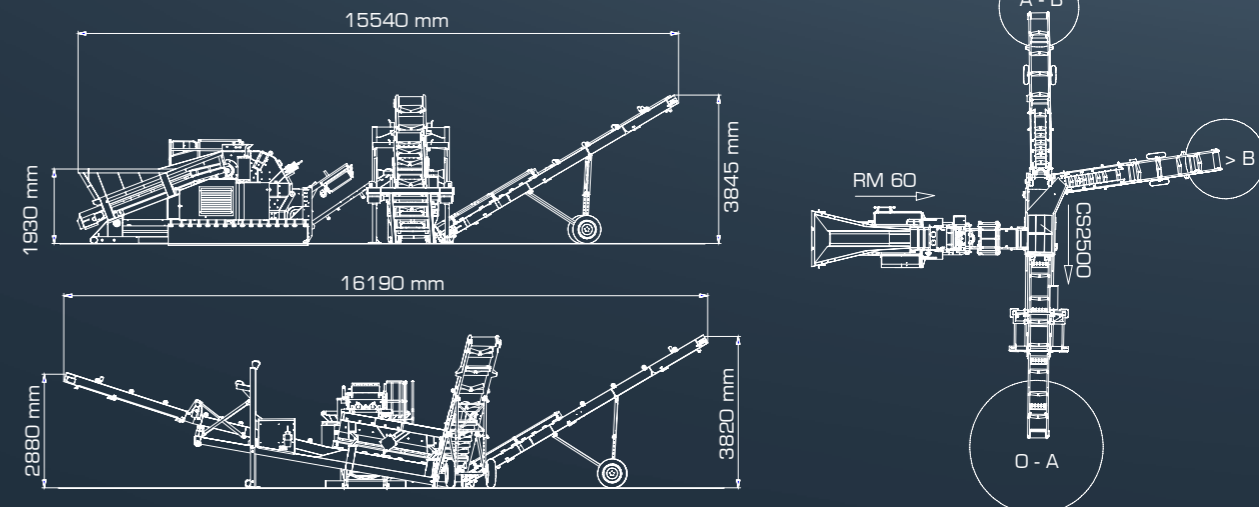
### RM 60 + RM VS60

#### WORKING POSITION



### RM 60 + RM CS2500

#### WORKING POSITION





# FIELDS OF APPLICATION

## WIDE RANGE OF APPLICATIONS

### Unique crusher design with excellent final aggregate quality

The new release system ensures even more homogeneous final aggregate in regular operation and the reliable swinging out of the impact plate when non-crushable materials enter. The crusher is designed so that the impact plates can be exchanged within a short time.

### BROKEN CONCRETE



Residual concrete    Processing    Recycled concrete aggregate    Reused as an additive in concrete production

### BROKEN ASPHALT



Residual asphalt    Processing    Recycled asphalt aggregate    Reused for non-compacted load-bearing surfaces

### CONSTRUCTION DEBRIS



Rubble    Processing    Recycling sand    Reused for backfilling

### GLASS



Glass    Processing    Recycled glass granulate    Reused in glass production

### NATURAL ROCK



Natural rock    Processing    Crushed material    Reused as building material





# RUBBLE MASTER

## WELCOME! TO OUR WORLD

RUBBLE MASTER is the competent partner at your side. We offer you more than innovative machines that are lasting in value – we offer you RUBBLE MASTER Lifetime Support:

### TRAINING PROGRAMMES

We support you with structured training programmes which meet your requirements and turn operators into specialists.

### CONTINUOUS ON-SITE SUPPORT

We offer you permanent on-site support through our partners so you can work with maximum efficiency and productivity at all times.

### SITE ORGANISATION SUPPORT

Based on our many years of experience we, working together with you, optimise the design and settings of the machine and site logistics, which ensures you save costs.

### SPARE PARTS SERVICE

The fast supply of high-quality original RUBBLE MASTER spares and wear parts reflects our commitment to service. Plus it optimises the availability of your machines at the same time.

### RUBBLE MASTER SERVICE CENTRE

Our RUBBLE MASTER SERVICE CENTRE in Linz offers you even greater service expertise and the unrivalled quality of the manufacturer service.




RM Headquarters



“ Processing mineral materials is more than business to us, it is a way of life. ”

**GERALD HANISCH,**  
RUBBLE MASTER  
FOUNDER & CEO

We are committed to the innovative spirit to be able to offer you products and services at all times which improve your daily business in a lasting way. This passion is your guarantee for machines which fulfil your requirements in every respect. Implemented by a team of experts who are at your side as strong, reliable and always professional partners.





**Welcome!** to our world

**RM**<sup>®</sup>  
COMPACT CRUSHING

**RUBBLE MASTER HMH GMBH**  
IM SÜDPARK 196, AT 4030 LINZ, AUSTRIA  
TEL: +43 732 73 71 17 - 0  
FAX: +43 732 73 71 17 - 101  
E-MAIL: SALES@RUBBLEMASTER.COM

AUSTRIA  
**IND  
USTRY  
AT  
ITS  
BEST**  
[WWW.RUBBLEMASTER.COM](http://WWW.RUBBLEMASTER.COM)