

**PK 8.501 SLD 1 | PK 9.001 SLD 3  
PK 8.501 SLD 3 | PK 9.501 SLD 5**

**LIGHTWEIGHT DESIGN  
OFFERS AN OPTIMIZED  
MOUNTING CONCEPT**

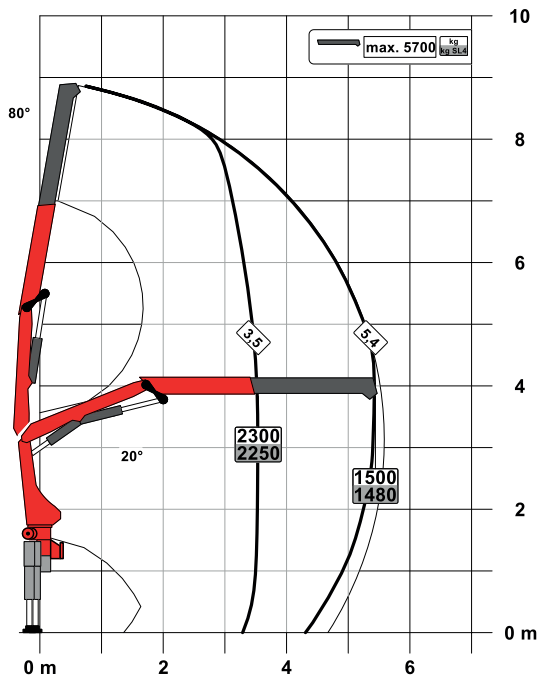
**LIFETIME EXCELLENCE**



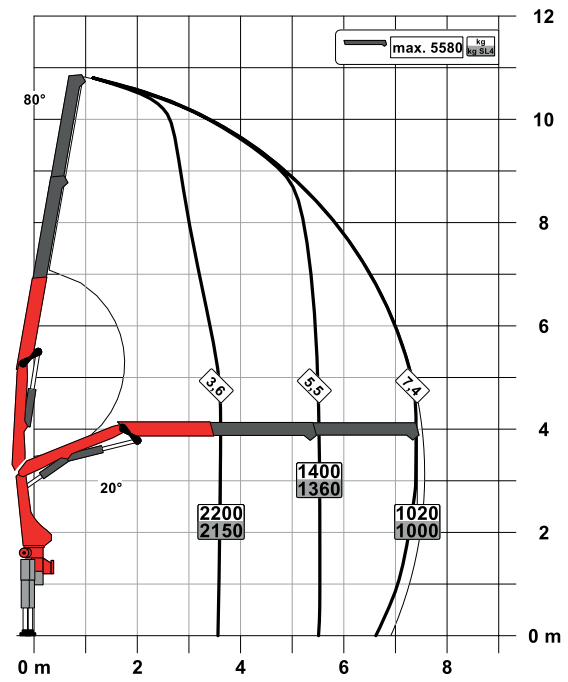
# PK 8.501 SLD 1 (NON-CE)

## PERFECT DIMENSIONS

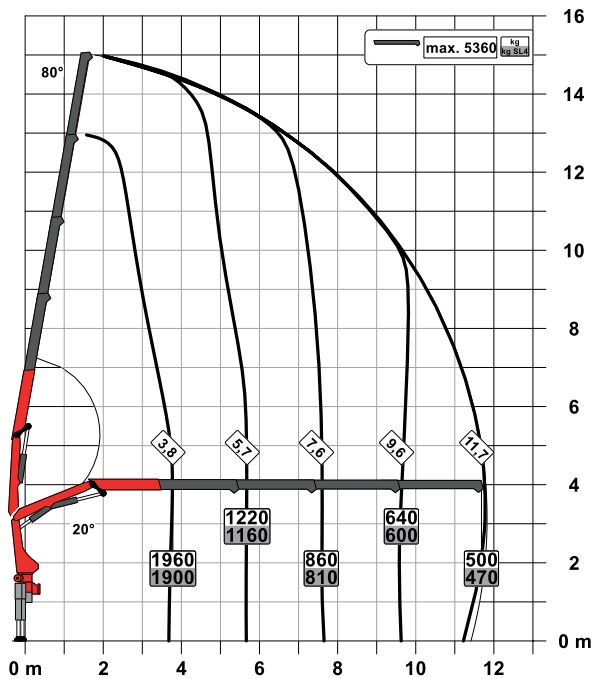
**STD**

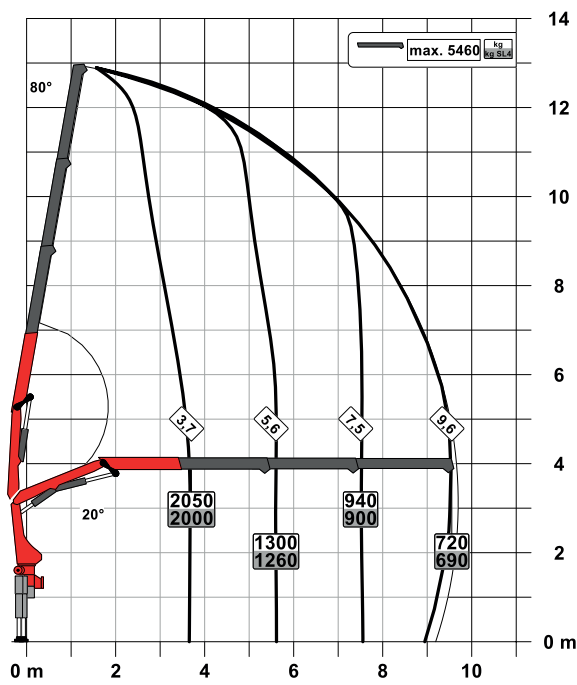


**A**



**C**



**B**

## SLD 1 (NON-CE)

- Single Link
- Optional:
  - Overload protection OSK
  - Top seat control
  - High stand control
  - Radio remote control
- NON-CE model

## Technical specifications

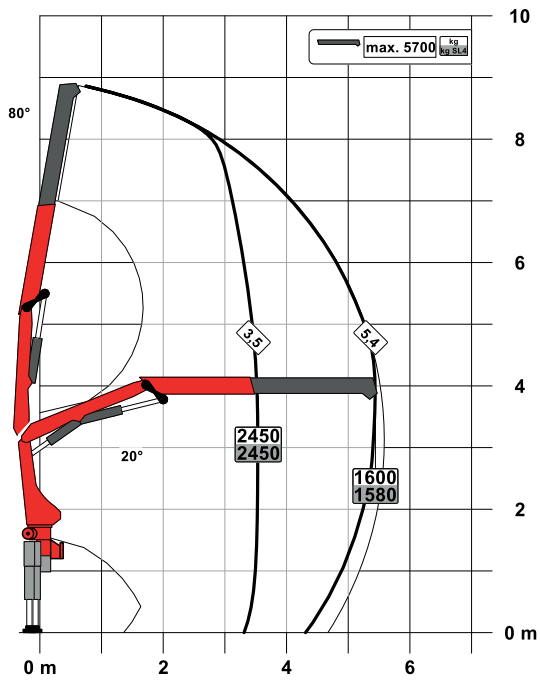
### EN 12999 HC1 HD4/S2

Max. lifting moment	8.1 mt/79.6 kNm	58710 ft.lb
Max. lifting capacity	5700 kg/55.9 kN	12570 lb
Max. hydraulic outreach	11.8 m	38' 9"
Max. manual outreach	15.8 m	51' 10"
Slewing angle	400°	
Slewing torque	1.0 mt/9.8 kNm	7230 ft.lb
Stabiliser spread (std./max.)	3.2 m/5.6 m	10' 6"/18' 4"
Fitting space required (std.)	0.70 m	2' 4"
Width folded	2.32 m	7' 7"
Max. operating pressure	330 bar	4785 psi
Recommended pump capacity	from 25 l/min to 35 l/min	6.6 US gpm to 9.2 US gpm
Dead weight (std.)	1050 kg	2320 lb

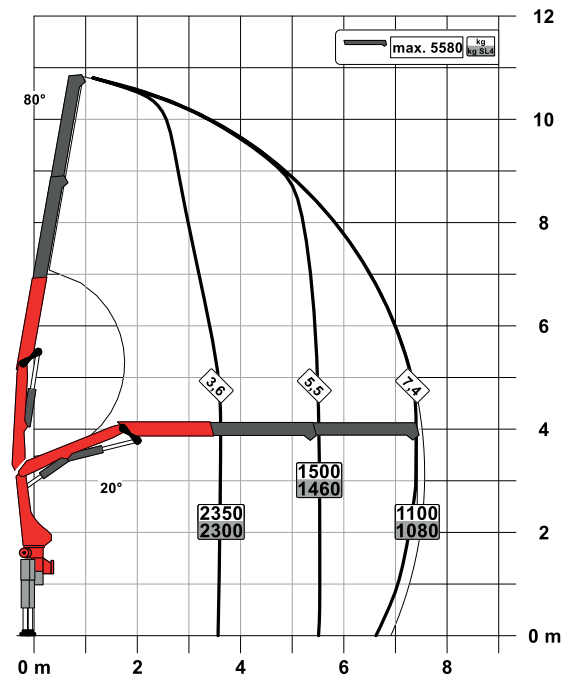
# PK 9.001 SLD 3 (NON-CE)

## PERFECT DIMENSIONS

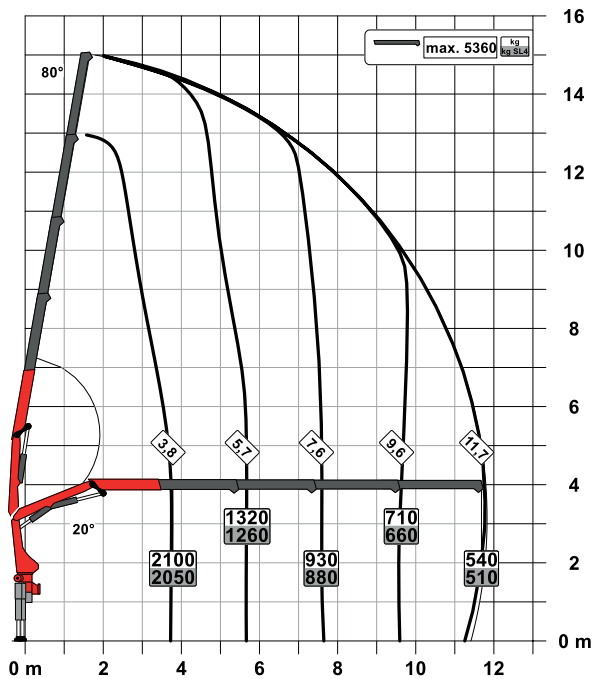
STD

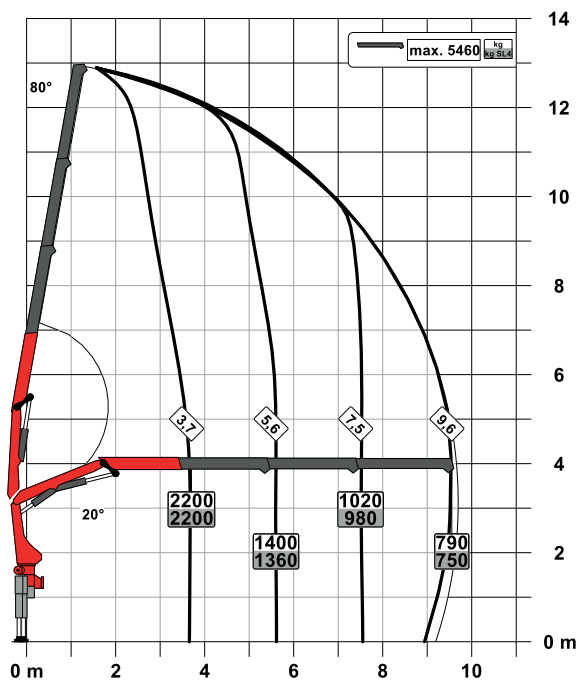


A



C



**B**

## SLD 3 (NON-CE)

- Single Link
- M-HPLS
- Paltronic overload protection
- NON-CE model

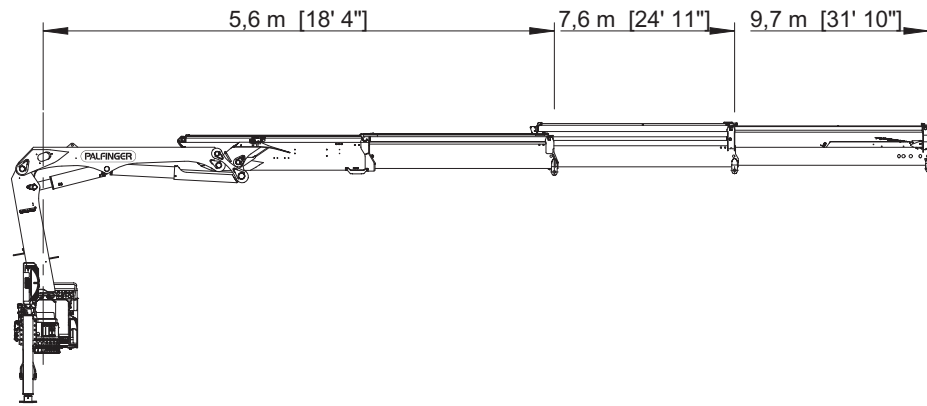
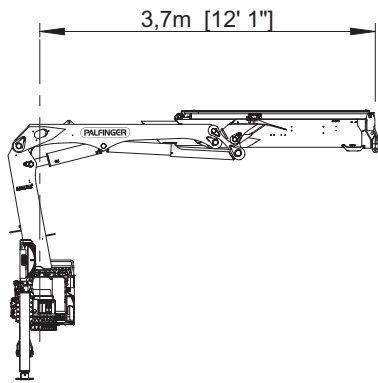
## Technical specifications

### EN 12999 HC1 HD4/S2

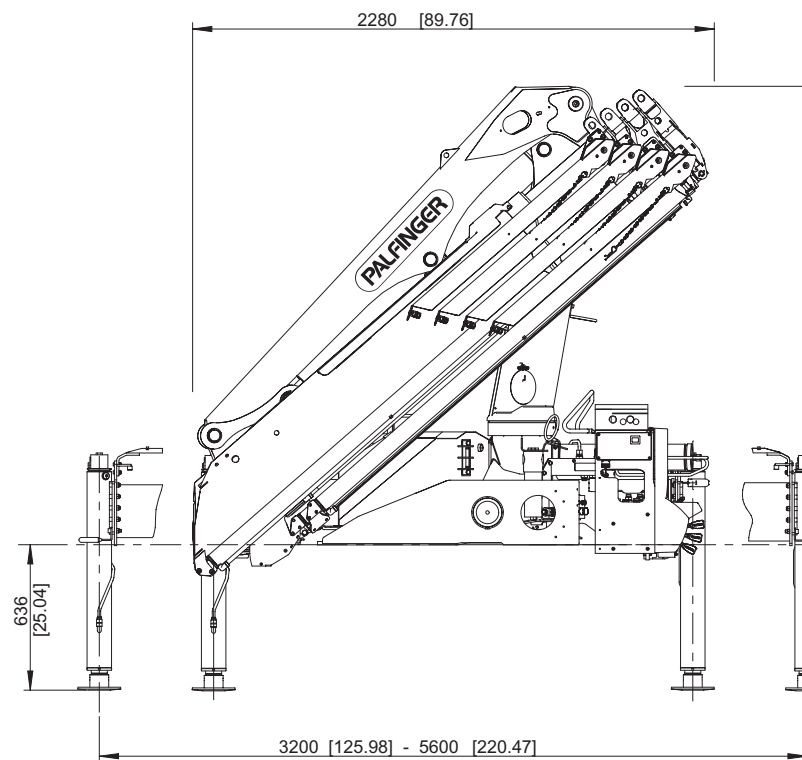
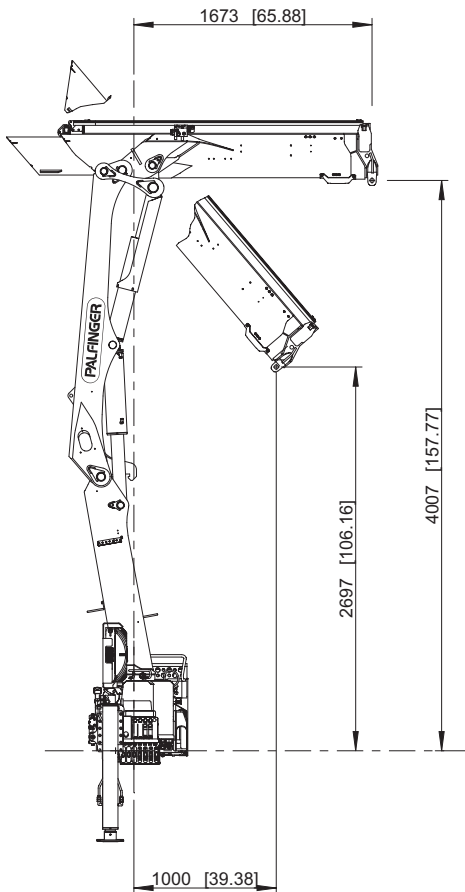
Max. lifting moment	8.7 mt/85.3 kNm	62910 ft.lb
Max. lifting capacity	5700 kg/55.9 kN	12570 lb
Max. hydraulic outreach	11.8 m	38' 9"
Max. manual outreach	15.8 m	51' 10"
Slewing angle	400°	
Slewing torque	1.0 mt/9.8 kNm	7230 ft.lb
Stabiliser spread (std./max.)	3.2 m/5.6 m	10' 6"/18' 4"
Fitting space required (std.)	0.70 m	2' 4"
Width folded	2.32 m	7' 7"
Max. operating pressure	350 bar	5075 psi
Recommended pump capacity	from 25 l/min to 35 l/min	6.6 US gpm to 9.2 US gpm
Dead weight (std.)	1050 kg	2320 lb

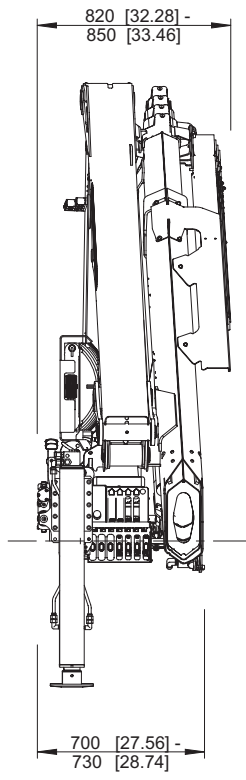
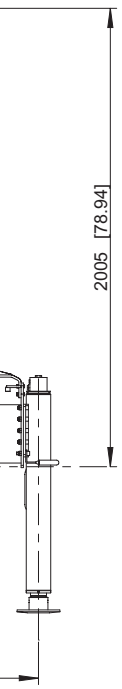
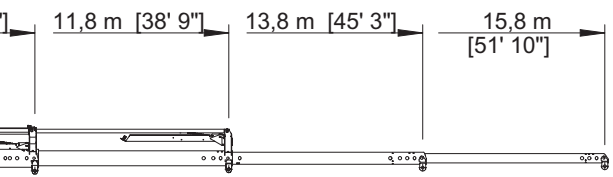
# PERFECT DIMENSIONS

## EXTENSION BOOM VARIATIONS



## DIMENSIONS

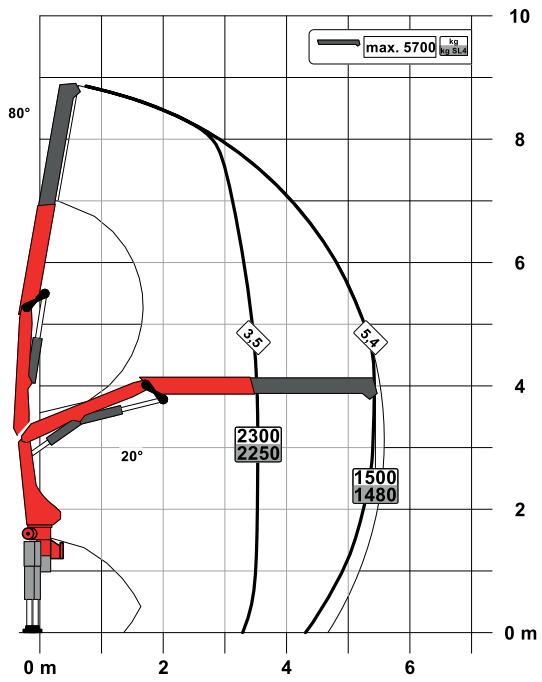




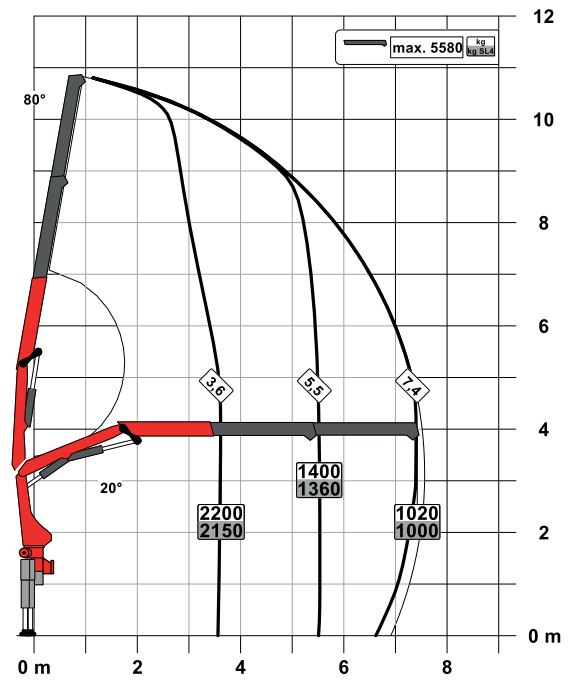
PK 8.501 SLD 3

# PERFECT DIMENSIONS

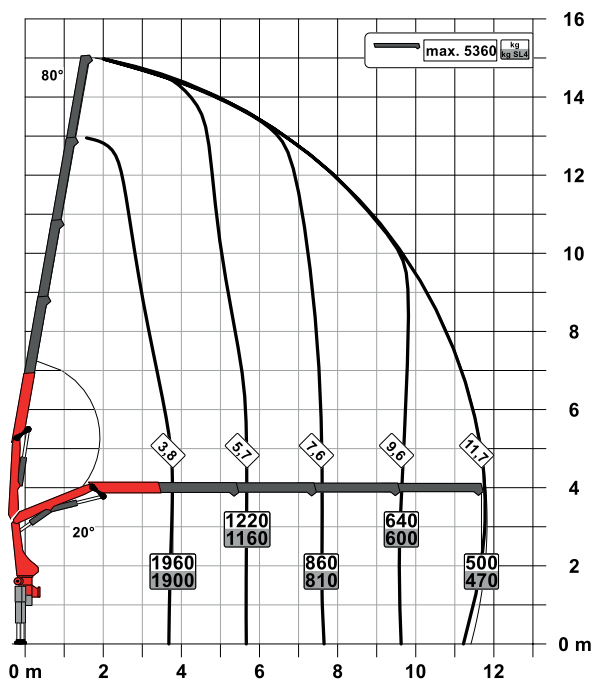
STD



A

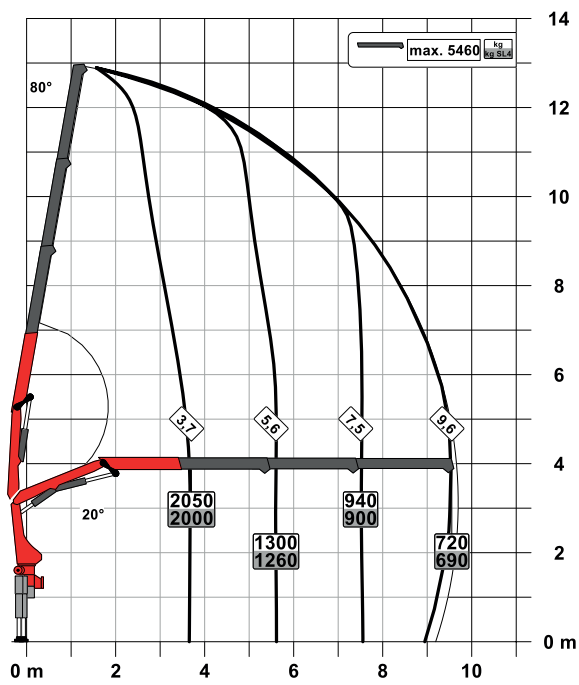


C





**B**



### SLD 3

- Single Link
- Paltronic overload protection
- Optional:
  - Stability monitoring system ISC-S (standard for CE), HPSC-L, HPSC-E
  - High stand control
  - Radio remote control
  - Rope winch 1.5t on the knuckle boom
- NON-CE and CE model

### Technical specifications

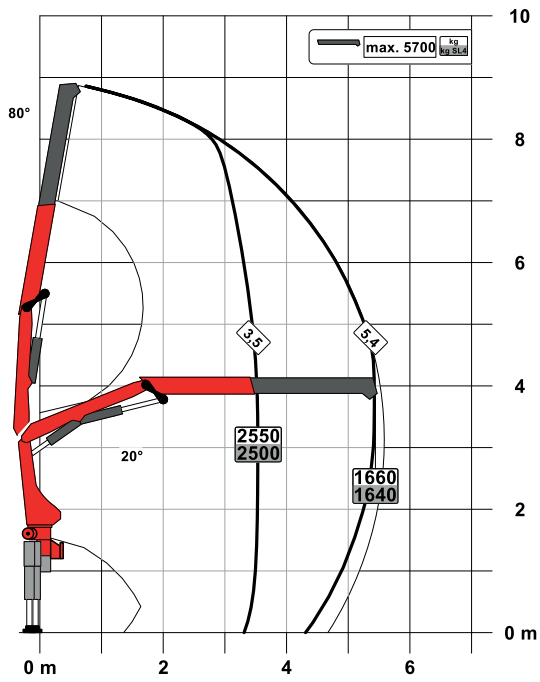
EN 12999 HC1 HD4/S2

Max. lifting moment	8.1 mt/79.6 kNm	58710 ft.lb
Max. lifting capacity	5700 kg/55.9 kN	12570 lb
Max. hydraulic outreach	11.8 m	38' 9"
Max. manual outreach	15.8 m	51' 10"
Slewing angle	400°	
Slewing torque	1.0 mt/9.8 kNm	7230 ft.lb
Stabiliser spread (std./max.)	3.2 m/5.6 m	10' 6"/18' 4"
Fitting space required (std.)	0.70 m	2' 4"
Width folded	2.32 m	7' 7"
Max. operating pressure	330 bar	4785 psi
Recommended pump capacity	from 25 l/min to 35 l/min	6.6 US gpm to 9.2 US gpm
Dead weight (std.)	1050 kg	2320 lb

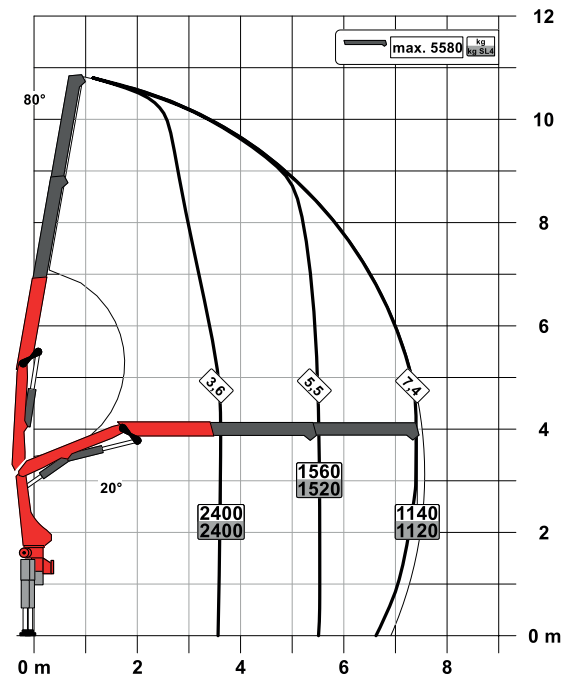
PK 9.501 SLD 5

# PERFECT DIMENSIONS

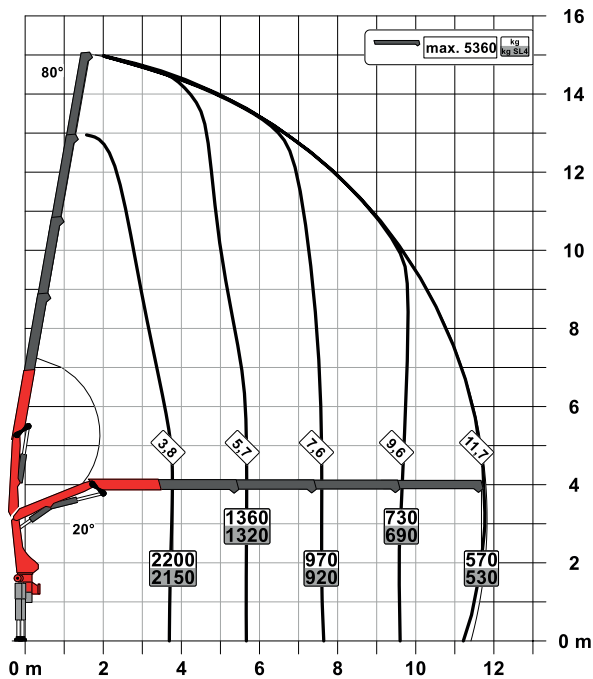
STD

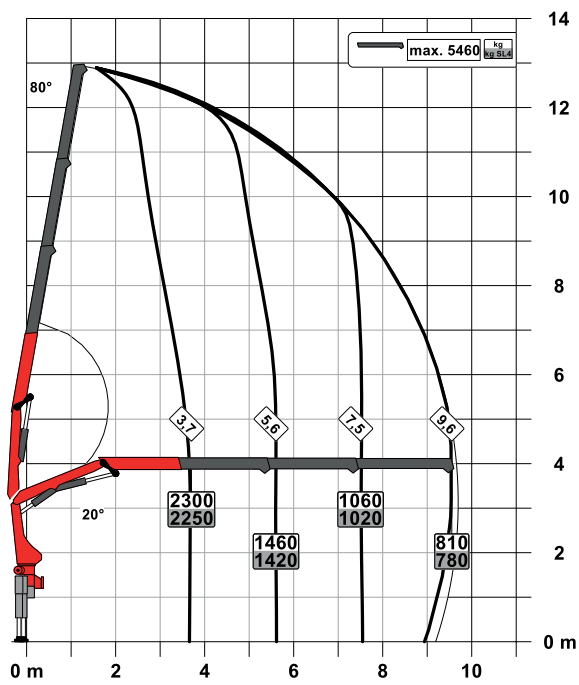


A



C



**B**

## SLD 5

- Single Link
- Paltronic overload protection
- E-HPLS
- Load Sensing valve
- Radio remote control with LED display
- Optional:
  - Stability monitoring system ISC-S (standard for CE), HPSC-L, HPSC-E
  - Rope winch 1.5t on the knuckle boom
- NON-CE and CE model

## Technical specifications

### EN 12999 HC1 HD4/S2

Max. lifting moment	9.0 mt/88.2 kNm	65050 ft.lb
Max. lifting capacity	5700 kg/55.9 kN	12570 lb
Max. hydraulic outreach	11.8 m	38' 9"
Max. manual outreach	15.8 m	51' 10"
Slewing angle	400°	
Slewing torque	1.0 mt/9.8 kNm	7230 ft.lb
Stabiliser spread (std./max.)	3.2 m/5.6 m	10' 6"/18' 4"
Fitting space required (std.)	0.70 m	2' 4"
Width folded	2.32 m	7' 7"
Max. operating pressure	360 bar	5220 psi
Recommended pump capacity	from 40 l/min to 50 l/min	10.6 US gpm to 13.2 US gpm
Dead weight (std.)	1080 kg	2380 lb

KP-PK8/9SLDM2+EN

Cranes shown in the leaflet are partially optional equipped and do not always correspond to the standard version. Country-specific regulations must be observed. Dimensions may vary. Subject to technical changes, errors and translation mistakes.