

PÖTTINGER NOVACAT

Trailed disc mowers



Find out more online!



97+011.02.0212


PÖTTINGER



NOVACAT T

Trailed disc mowers

The NOVACAT T trailed disc mowers complement the mounted disc mower range available from Pöttinger, the grassland professionals. Available with centre-mounted or side-mounted drawbar, their modular construction makes them highly versatile and easy to service. The weight alleviation suspension system has been completely redesigned to ensure the best possible ground hugging performance. Likewise, this design of mower has been engineered with a driveline capable of handling up to 180 hp. Of course, this range features the proven NOVACAT cutter bar with quick-change blade system as standard equipment.

Mowing with real satisfaction for the best possible forage quality:

PÖTTINGER NOVACAT



	Pages
NOVACAT	4 - 5
Mounting and chassis	6 - 7
Intelligent transmission	8 - 9
Perfect ground hugging	10 - 11
Cutter bar and blades	12 - 13
Cutter bar construction	14 - 15
"extra dry" conditioner	16 - 17
"collector" cross conveyor	18 - 19
Swath placement	20 - 21
Technical data and equipment options	22 - 23
Impressum	24

NOVACAT



NOVACAT 3007 T / 3507 T

NOVACAT 3007 T and NOVACAT 3507 T trailed disc mowers are fitted with a centre-mounted drawbar. The drawbar can be pivoted hydraulically to either side so you can choose which side of the tractor it should be operated on.

These mower units can be equipped with the proven "extra dry" tine conditioner or the "RC" roller conditioner.

NOVACAT 3007 T collector and NOVACAT 3507 T collector are fitted with a conveyor belt to merge crop swaths.

NOVACAT 307 T

NOVACAT 307 T series mowers are fitted with a side-mounted drawbar. The drawbar is also hydraulically pivoted and is reliably held in position using an integrated check valve.

Choose between the proven "extra dry" tine conditioner and the "RC" roller conditioner.

The NOVACAT 307 T collector is fitted with a conveyor belt to merge crop swaths.



Pöttinger NOVACAT

Advantages at a glance:

- Perfect mowing quality
- Optimum crop flow with no blockages thanks to the proven NOVACAT cutter bar with quick-change blade system as standard
- Increased level of service accessibility due to modular construction
- Floating cutter bar to protect the sward
- Uniform cutting height even on rough ground thanks to optimum four-point cutter bar suspension
- Smooth running to reduce power requirement and fuel consumption
- Robust construction for long service life
- Less drifting as a result of virtually no side pull
- Easily passes over mower swaths at headlands thanks to high lift clearance (19.7" / 500 mm)
- Flexible swath placement for excellent application versatility
- Wide range of equipment options (side or centre drawbar, conditioner, cross conveyor, etc.)



Mounting and chassis Heavy-duty drawbar

with lower linkage mounting yoke

The drawbar and chassis feature a heavy-duty design to meet the requirements of higher transport speeds. Large tyres also make an important contribution here.

The curved Cat. II linkage mounting yoke with alignment springs provides a free angle of movement of $\pm 30^\circ$. The tractor and mower can compensate for uneven ground independently of each other.

A folding parking stand and holders for the PTO shaft, hoses and cables make it easy to hitch and unhitch.

It is also easy to change between working mode and transport mode thanks to the hydraulic pivoting system with check valve integrated into the hydraulic cylinder, reliably securing the drawbar in the desired position.

Hoses and cables routed inside the drawbar are protected against damage and make these machines look even neater.



Centre-mounted drawbar on

- NOVACAT 3007 T und 3507 T

The drawbar can be hydraulically positioned to either side. This means that you can choose which side to operate the mower on.

Side-mounted drawbar on

- NOVACAT 307 T

Robust portal frame with advanced lift technology

The mower unit is suspended from a portal frame to ensure full freedom of movement. A special lifting system provides a huge clearance of 19.7" / 500 mm (with 350/50-16 tyres) or 21.65" / 550 mm (with 11.5/80-15.3 tyres) so you can easily drive over large swaths.

Parallel lifting/lowering is enabled by feeding oil from one half of the hydraulic cylinder to the cylinder on the other side. The portal frame is lifted uniformly without the need for a flow divider.



Wide range of transverse movement

Suspending the mower unit from a portal frame gives the cutter bar a great deal of movement.

The cutter bar is lowered within the portal frame, allowing the cutter bar to achieve perfect ground hugging.





Intelligent transmission

Flexible drive system – simple and more reliable

You can expect the highest performance from Pöttinger trailed mowers because they are built for endurance.

The complete driveline is fitted with Walterscheid components designed for a power transfer of up to 132 kW/180 hp and extended lubrication intervals of 250 hours.



Lower linkage mounting yoke with pivoting gearbox

Hitched quickly and easily to the lower linkage pins, full manoeuvrability is ensured – even on the tightest corners – thanks to the unrestricted turning angle.

Transmission speeds of 1000 rpm and 540 rpm can be selected by switching around the pivoting gearbox.

Smooth running and durable

On **centre-mounted drawbar versions** the driveline passes through a rotating gearbox that is rotated by a guide rod. This means that the angle of the PTO driveshaft remains constant.

On the "collector" models the **oil pump for the cross conveyor** is flanged directly onto the side gearbox.

The **conditioner** is driven by v belts from the gearbox.




On the **side-mounted drawbar version** the driveline goes directly to the side gearbox via a flange mounted 30° gearbox.

Stress-free cutter bar transmission

The side gearbox splits the drive power between the cutter bar and the conditioner.

A constant velocity joint in the inner paddle drum provides a stress-free link between the gearbox and the cutter bar.

The cutter bar bevel gears run submerged in oil.



The drive shaft covers are equipped with a "click" system for easy access.

250-hour lubrication interval for driveline joints



NOVACAT T

Perfect ground hugging

Pöttinger mowers cut perfectly on every terrain, even over ridges and dips in the ground.

Three-dimensional ground hugging is ensured by the freedom of movement enabled by the cutter bar being suspended in the portal frame.

3D ground hugging

The low-slung cantilever system lets the cutter bar glide over bumps and ridges. The guide arms are mounted on freely-moving ball joints.

The guide bars angled up to the cutter bar provide excellent adaptation to ground contours.

A top link guides the top of the mower unit to complete the four-point suspension system.






Up and down movement

With a freedom of 7.87" / 200 mm upwards, the cutter bar is angled +5° upwards.

With a freedom of 4.72" / 120 mm downwards, the cutter bar is angled -3° downwards.



Two large dimensional, easily adjustable suspension springs guarantee optimum ground pressure in all conditions



The cutting height can be adjusted quickly and easily using the top link guide bar. An interlock within the cutting height indicator ensures the setting cannot be changed inadvertently.





The cutter bar – the new dimension ...

Quick change blades – it's this easy:

Longer, harder operation demands the best quality blades. Pöttinger blades are made from high-quality blade steel. Due to their optimised shape the blades glide over each other in the overlap as they counter-rotate.

It is easy to change the blades quickly using the quick-change system.

The quick-change blade system is standard on all Pöttinger mowers.

A spring clip engages with the blade pin to hold the blade securely against the mower disc. This solid grip ensures safety.

The blade mounting pin is bolted onto the disc and can be replaced cost effectively if required.

The bolt is recessed to protect it against corrosion and soil.



Press the spring clip downwards with the blade changing tool. Remove the blade and insert the replacement.



The heart of the new generation of disc-type mowers is the cutter bar. Pöttinger based its development on drum-type mower technology. The increased paddle-action of the drum mower has been integrated in the disc cutter bar technology.



Best crop flow

Contamination-free pick up and transfer of the crop are important criteria in mower technology for the careful processing of forage. The contoured shape of the conical mower discs enhances the paddle effect on crop flow, lowering the drag resistance of the mower.

Streamlined mower discs allow forage to flow through the mower easily and uniformly. Tractor power requirement is lower as a result; dynamic crop flow means the mower is operating at peak efficiency all the time.

An optimised counter chop area at the angled leading edge of the cutter bar allows the ground to flow beneath, separating it from the crop. There is a minimal gap between the upper edge of the cutter bar and the counter-rotating blades. This means that even heavy, flattened crop, or dry unfertilised grass can be cut to the highest quality.

The counter knife is clamped, not welded, and is therefore replaceable if required.

Tidy and uniform cut due to optimised overlap of blade paths.

The sward is protected thanks to the design of the smooth underside of the cutter bar, rounded skids at both ends and no sharp edges.



Original Inside – you cannot beat the original

Look for original spare parts with the cloverleaf.



Cutter bar construction – high performance and a well thought out design

Maintenance – unrestricted access


Years of experience, consistent trials and field testing paved the way for the development of the new cutter bar. Well thought out details, high quality materials and high-tech manufacturing techniques underline its uniqueness.

Straightforward maintenance is possible due to modular construction: disc hub and bearings can be removed as a single unit, idler gears are also easy to remove through the large openings.

It doesn't come any easier.



Designed for years of reliability



Hardened mower discs

The oval, smooth mower discs are made of hardened fine-grained steel for extra long service. The sleek construction ensures power-saving crop flow.

Rotor shaft

The rotor shaft is bolted to the disc gear. Each shaft can therefore be replaced economically if necessary.

Seal

The bearing flange and fittings are tightly sealed with a rubber O-ring seal.

Bearings

Heavy-duty, twin race taper roller bearings with a theoretical bearing spacing of 2.36" / 60 mm guarantee the best absorption of impacts – similar to a car axle.

Gears

The disc gears are arranged in a straight line. These and the idler gears are almost the same size (44 and 35 teeth). The bearing is subjected to less stress with an idler gear on either side. All gears are hardened and machined for smooth running and a long service life. The teeth are 0.79" / 20 mm wide and there are always two teeth in contact.

Highest quality materials


Welded, inside shoe-free cutter bar made of the best quality steel. Precision milled on CNC-controlled machining centre.

Skids

The wide skids are made from hardened boron steel to resist impact and prevent a build-up of soil – standard equipment with Pöttinger of course. The skids are bolted making them easy to replace when worn. Additional wear skids can be mounted if necessary.

High cut large radius skids

High cut skids are also available to raise the cutting height to between 1.97" and 3.15" / 50 and 80 mm. The easy-to-fit high cut skids feature a large radius and wide contact area to reduce wear.



Conditioner – ED extra dry



Conditioners carefully rub the layer of wax covering the crop. The forage is then deposited across the full width in an airy blanket.

Advantages of conditioning:

- Shorter drying period in the field, less risk from the weather.
- Increased energy content by up to 10% – saves concentrates.
- Better silage quality due to rapid reduction in PH value.
- No tedding (or less tedding) required, which saves time and simplifies the process.
- Careful conditioning process reduces loss due to disintegration of sensitive leaves – providing more protein for the silage.
- Fewer passes protects the crop and the sward. Savings of up to € 150 a hectare per year are possible as a consequence.

CONDITIONING INTENSITY

Very careful conditioning (for leafy crops) through to intensive processing can be selected in four steps using an adjusting lever. This alters the angle of the conditioning plate, which controls conditioning intensity.





Every farmer knows that you need the best possible quality forage for dairy cattle to produce a high milk yield cost-effectively. More energy in the forage increases milk output at the same time as reducing the costs of concentrates.

”extra dry“ – a joint development with the Institute of Agricultural Engineering (IMAG-DLO) in Wageningen (Holland) – leads the way.

”extra dry“ – wide spread system

The rotor transfers the crop through a wide spread distributor. The plates distribute the flow of crop over the whole mowed width. The forage is then deposited in a wide and airy blanket.

”EXTRA DRY“ – SWATH FORMATION

The two swath boards are moved inwards to form a swath.

ROTOR DRIVE

Power is transmitted from the cutter bar shaft to the rotor by v belts. The spring-loaded belt tensioner has a wide roll to absorb power peaks effectively for smooth power transmission.



V-shaped steel tines of hardened steel guarantee a continuous flow of crop and an extended service life. The tines are mounted on rubber blocks for flexibility and the tines are arranged in a spiral pattern on the conditioner rotor.



Roller conditioner RC

Driven by a drive belt on the bottom roller (1000 rpm) and a chain to the top roller. Height-adjustable top roller, the pressure is adjustable via spiral spring, variable roller spacing. Chain lubrication via oil pump (lubrication on lifting at headlands).

The Polyurethane profile has an outer diameter of 200 mm and is vulcanised onto the central tube of the roller. The conditioner profiles are harder than rubber and are subject to less wear as a result. The vulcanising prevents the segments from twisting.

NOVACAT T collector ...



... with cross conveyor

Flexibility is required when mowing. High performance with variable swath placement is guaranteed with the "collector" cross conveyor belt. Three swath placement capabilities can meet all your requirements.


Variable swath placement

Swaths can be placed in individual rows, as a wide-spread blanket or merged to form one double swath.

The conveyor belt is driven by its own hydraulic supply so it can be operated without using the tractor hydraulics. The conveyor belt speed is set using a flow control valve. Electronic adjustment of the belt speed from the tractor cab is also available.

The long and wide continuous belt conveys the highest quantities of forage without the risk of blockages. The drive roller is curved so that the belt always centres itself automatically. A central tensioning system makes it easy to maintain.

An optional height-adjustable accelerator roller is also available.



The belt is driven stress-free by a profiled stub shaft.



On the "collector" models the hydraulic motor is fitted via a splined shaft.

The conditioner is driven by v-belts that run over interchangeable pulleys allowing conditioner rpm to be adjusted.



Automatic operation

The belt is switched on and off automatically by a 2-way valve when the mower is raised and lowered.



RC roller conditioner

is equipped with an accelerator roller – perfect for compact swaths.

NOVACAT 307 T / 3007 T

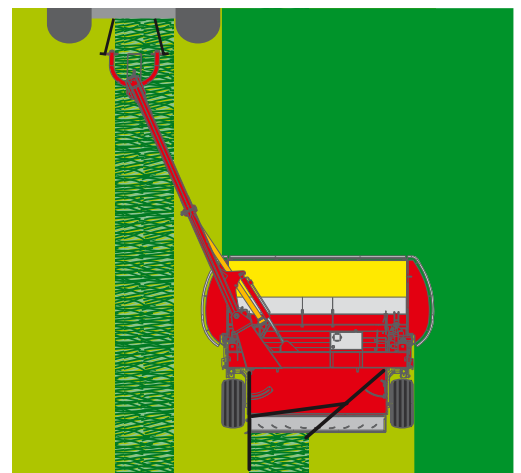
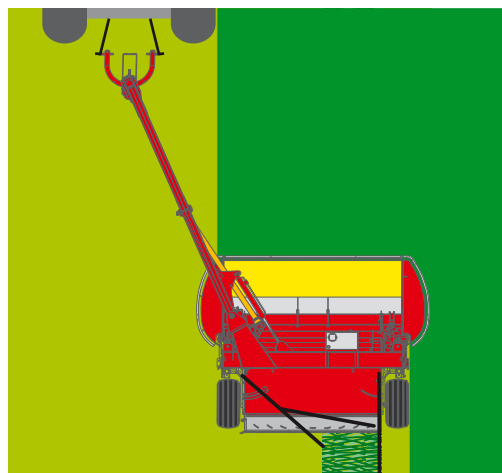


Swath placement

A cost-effective form of swath placement is provided by swath boards, which are adjusted hydraulically.

Two long swath boards are controlled hydraulically to guide the forage to the left or right of the mower. This enables two swaths to be placed close enough together that they can be collected by wide pick-ups in one pass.

Double swath width less than 9.84 ft / 3.0 m





NOVACAT 307 T is operated using the double-acting connection for pivoting the drawbar, so only one double-acting connection is required. The drawbar is locked mechanically by a lock valve.

NOVACAT 3007 T ED and NOVACAT 3507 T ED require two double-acting connections.




Technical Data

Operated using one double-acting and one single-acting hydraulic connection on the tractor.


NOVACAT	Working width	Linkage mounting	Drawbar
307 T ED / T RC	9.97 ft / 3.04 m	Cat. II	side-mounted
307 T ED / T RC collector	9.97 ft / 3.04 m	Cat. II	side-mounted
3007 T ED / T RC	9.97 ft / 3.04 m	Cat. II	centre-mounted
3007 T RC collector	9.97 ft / 3.04 m	Cat. II	centre-mounted
3507 T ED / T RC	11.35 ft / 3.46 m	Cat. II	centre-mounted
3507 T ED / T RC collector	11.35 ft / 3.46 m	Cat. II	centre-mounted

Equipment




NOVACAT	Wear skids	High Cut Skids
		
307 T ED / T RC	<input type="checkbox"/>	<input type="checkbox"/>
307 T ED / T RC collector	<input type="checkbox"/>	<input type="checkbox"/>
3007 T ED / T RC	<input type="checkbox"/>	<input type="checkbox"/>
3007 T RC collector	<input type="checkbox"/>	<input type="checkbox"/>
3507 T ED / T RC	<input type="checkbox"/>	<input type="checkbox"/>
3507 T ED / T RC collector	<input type="checkbox"/>	<input type="checkbox"/>

■ = Standard, □ = Option

Tyres

Vredestein FLOTATION +	Vredestein MULTIRILL
	
Standard tyres	Optional tyres
350/50-16, 12 PR	11,5/80-15,3, 8 PR grooved profile
up to 40 km/h (25 mph)	up to 40 km/h (25 mph)

PTO speed	Number of discs	Coverage	Length	Transport width	Power requirement	Weight with ED	Weight with RC
1000 / 540 rpm	7	8.9 acres / 3.6 ha/h	19.49 ft / 5940 mm	9.84 ft / 3000 mm	55 kW / 75 hp	4300 lbs / 1950 kg	4740 lbs / 2150 kg
1000 / 540 rpm	7	8.9 acres / 3.6 ha/h	23.23 ft / 7080 mm	9.84 ft / 3000 mm	55 kW / 75 hp	5180 lbs / 2350 kg	5335 lbs / 2420 kg
1000 / 540 rpm	7	8.9 acres / 3.6 ha/h	24.28 ft / 7400 mm	9.84 ft / 3000 mm	55 kW / 75 hp	4520 lbs / 2050 kg	4740 lbs / 2150 kg
1000 / 540 rpm	7	8.9 acres / 3.6 ha/h	28.02 ft / 8540 mm	9.84 ft / 3000 mm	55 kW / 75 hp	5180 lbs / 2350 kg	
1000 / 540 rpm	8	10.4 acres / 4.2 ha/h	24.28 ft / 7400 mm	11.22 ft / 3420 mm	63 kW / 85 hp	4895 lbs / 2220 kg	5180 lbs / 2350 kg
1000 / 540 rpm	8	10.4 acres / 4.2 ha/h	28.02 ft / 8540 mm	11.22 ft / 3420 mm	63 kW / 85 hp	5335 lbs / 2420 kg	5555 lbs / 2520 kg

Hydraulic swath placement *	Electronic speed control	Accelerator roller
		
<input type="checkbox"/>	<input type="checkbox"/>	<input type="checkbox"/>
<input type="checkbox"/>	<input type="checkbox"/>	<input type="checkbox"/>
<input type="checkbox"/>	<input type="checkbox"/>	<input type="checkbox"/>
<input type="checkbox"/>	<input type="checkbox"/>	<input type="checkbox"/>

Electronic speed control from the tractor cab for the cross conveyor and accelerator roller is also available.

More equipment options

PTO shaft 1 3/4" 20-spline

PTO shaft 1 3/4" 6-spline

PTO shaft 1 3/8" 21-spline

PTO shaft 8 x 32 x 38

*with ED conditioner only



Maintenance-friendly

Front guard curtain can be rolled up.

Easy access for replacing blades and cleaning.

Both side guards can be raised.

Narrower transport width – secured with lynch pins.

All data not binding, features may vary from country to country.



We are where you are.

We offer our customers the best developed network of sales and service partners worldwide. Being local means that we can quickly supply our customers with spare parts and that our skilled personnel can optimally deliver and install the machinery.

Our services include:

- Original Inside Parts 24-hour ordering service online.
- Long-term stock keeping of spare parts.
- Expertise through regular training – for professional personnel.
- and much more ...

Find out more from your PÖTTINGER dealership, or visit www.poettinger.at!

**Alois PÖTTINGER
Maschinenfabrik GmbH**
Industriegelände 1
4710 Grieskirchen
Austria
Phone +43 7248 600-0
Fax +43 7248 600-2511
info@poettinger.at
www.poettinger.at

Alois PÖTTINGER UK Ltd.
15 St Marks Road, Corby
Northamptonshire, NN18 8AN
United Kingdom
Phone +44 844 561 0644
info.uk@pottingeruk.co.uk
www.pottingeruk.co.uk

POETTINGER Canada Inc.
650, Route 112
St-Cesaire, PQ J0L 1T0
Canada
Phone +1 450 469 5594
Fax +1 866 417 1683
sales.canada@poettinger.ca
www.poettinger.ca

POETTINGER US, Inc.
393 Pilot Drive
Valparaiso, IN 46383
USA
Phone +1 219 510-5534
Fax +1 219 707-5412
sales.us@poettinger.us
www.poettinger.us

POETTINGER Australia PTY LTD
15 Fordson Road
Campbellfield, VIC 3061
Australia
Phone +61 3 9359 2969
sales.au@poettinger.com.au
www.poettinger.com.au

POETTINGER Ireland Ltd.
Industrial Estate
Cashel Rd., Clonmel, Co. Tipperary
Ireland
Phone +353 52 6125766
info.ie@poettinger.at
www.poettinger.ie

**Importer for New Zealand:
Origin Agroup**
PO Box 673, 57 Hautapu Road
Cambridge
New Zealand
Phone +64 7 823 7582
info@originagroup.co.nz
www.originagroup.co.nz

**Importer for South Africa:
VALTRAC**
Cnr. Water & Buiten Street
9585 Parys
South Africa
Phone +27 56 817 7338 7308
wynn@valtrac.co.za
www.valtrac.co.za

**PÖTTINGER**