

M700/M700i Series Trailed Sprayer

2400 I, 3200 I, 4000 I



Concentrated capability: M700 and M700i trailed sprayers

High performance, maximum uptime and lowest possible operating costs – that's what you should be looking for in your new machinery. And that's exactly what you get with the M700/M700i sprayers. Performance levels are high, thanks to spraying accuracy and overall ease of operation. And because it's designed and engineered by John Deere, uptime and reliability are guaranteed. Built-in efficiency also keeps running costs to a minimum.

Whatever the size and nature of your operations, there's a John Deere trailed sprayer with the capacity and capability that's right for you (see opposite page).

Our M700/M700i Series sprayers offer tailor-made solutions that are ideal for cropping plans that range from intensive to less intensive. The broad range of options available makes it easy for you to specify your ideal trailed sprayer.



John Deere trailed sprayers



M700/M700i SERIES

John Deere M700/M700i trailed sprayers offer double or triple-fold booms from 18 to 30 metres in width. Three tank sizes are available, from 2400 to 4000 litre capacity.



800i SERIES

The John Deere 800i trailed sprayer features boom widths from the compact double-fold 18 m to the triple-fold 40 m version. Tank volumes range from 3,200 to 4,000 litres. TwinFluid low-volume application technology increases coverage while advanced ISOBUS capability supports John Deere integrated i-Solutions.

M900/M900i SERIES

John Deere M900/M900i trailed sprayers share many features with the R900i Series, including tank sizes up to 6200 l and boom width availability up to 40 m. Suitable for large arable and mixed farm operations, the base specification can be upgraded to suit your requirements by adding your choice of equipment and i-Solutions.

R900i SERIES

The R900i offers boom widths from 24 m double-folds to 40 m triples. The huge 6200 litre tank capacity of the R962i makes light work of even the largest jobs. The smaller R952i features a 5200 litre nominal tank volume.



CONTENTS

- Introduction 2
- Better together..... 4
- Meet the machine 6
- Chassis & tank..... 8
- Spraying cycle.....10
- Documentation.....12
- Filling14
- Transport16
- Booms18
- Spraying20
- Rinsing & dilution22
- Receivers and displays24
- Specifications26

A partnership of quality

Together we're better

Every successful partnership is based upon trust and understanding. At John Deere, trust is evident in the legendary quality and reliability of our machinery, the innovative effectiveness of our user-friendly systems and the meticulous support provided by our dealers.

We also understand exactly what you need to achieve and maintain the success of your operations: equipment that is designed and engineered to outperform anything in the field, a support network dedicated to maximise operational uptime and proven cost efficiency.

Sharing this unique trust and understanding is what makes us better together.

Peerless performance

We define machine performance as much more than just power. It also means precise regulation of crop inputs, the highest possible productivity and a proficiency that has no equal. Our sprayers are designed and manufactured in a purpose-built European facility so the quality of your work is assured by the quality of our machinery.



Maximising uptime

In the field or on the road, uptime equals productivity. To keep your operations up and running, we've made it our priority to develop effective new solutions to eliminate machine downtime. The John Deere parts logistics infrastructure consists of a fully integrated network of parts distribution centres stretching from the UK to Russia. Obtaining and fitting our guaranteed genuine parts has never been quicker or simpler. Ask your John Deere dealer – he's already part of our "on call" team.



Minimising operation costs

There's no escaping the truth that skimping on quality can turn out to be expensive in the long term. And the long term is exactly what John Deere machines are built for. The quality for which we are renowned pays real dividends in terms of impressive reliability and durability, lower running costs and a reduced need for maintenance. All of which contribute to higher residual and therefore better resale values.



What goes into your ideal trailed sprayer

Whether you choose the base M700 or the ISOBUS equipped M700i, you'll have selected a trailed sprayer that has been built to provide years of reliable, precision spraying. You can, of course, also configure your M700/M700i to include additional systems and equipment so that your sprayer's performance can be matched perfectly to your operation.

- Advanced i-Solutions bring precision and save input costs
- Standard 12 v power supply or ISOBUS
- GPS Section Control ready
- BoomTrac automation – spray boom levelling and height (M700i only)
- AutoDilute cleaning and rinsing (M700i only)
- Unrivalled boom stability and longevity, up to 10 sections
- Working lights for higher night time productivity, LED lights for ISOBUS controlled versions
- 280 l/min pump capacity
- 400 l rinse water tank
- John Deere quality and service



Chassis:
Sturdy, well-balanced chassis with adjustable, fixed or sliding axles.

Steering drawbar:
With manual, automatic and automated headland management system (HMS) mode.

Filling and rinsing:
Easy set-up for filling and rinsing. AutoDilute is optionally available.



AutoDilute (optional):

This automatic multi-cycle rinse programme and residue disposal management system offers two modes: stepwise residue dilution or continuous dilution.

Double and triple folding booms:

Choose from a wide range of booms with proven John Deere stability, available with boom widths of up to 30 m. The spray pump capacity is 280 l/min.

Double link axle suspension:

This maintenance-free system provides higher stability, absorbing in-field shocks and enabling higher road speeds (optional).



Z-bar parallelogram construction provides equal height adjustment speed and rear-side clearance.



BoomTrac system improves spray accuracy and distribution – and reduces drift by automatically controlling boom tilt and height as you work. It's useful on slopes and uneven fields, as well as during headland turns.



Section Control is available for both M700 and M700i, cuts input costs by reducing skips or overlaps dramatically. This GPS-based system turns boom sections on and off automatically whenever you leave or enter a predefined area.

Superior stability: the key to spraying proficiency

The lower the centre of gravity, the better the balance. Making the M700/M700i better for stability, manoeuvrability, accuracy and transport, whether the tank is full or empty, on the road and in the field. Even on slopes!

The tank sits low in the chassis, cradled within the rugged main frame, giving the M700/M700i a very low centre of gravity. The resulting stability and level weight distribution help keep the machine steady while working, regardless of boom position. The durable chassis design limits frame material fatigue.

- Narrow drawbar design for sharper turning
- Height adjustable tow-eye connection
- Double link axle suspension





The smooth steering can be controlled manually, automatically or via GPS in combination with Section Control and the headland management system (HMS).



Multi-mode steering

Choose 'manual' when reversing into corners, or 'auto' for consistent track following. Manual mode offers hillside adjustment, while 'HMS' activates the steering when you're not spraying at the headland.

All the capacity you need

With three tank sizes available (2400 l, 3200 l and 4000 l nominal volumes), it's simplicity itself to identify the right M700/M700i for your operation. Both are built to the exact same standards.

Manufactured in rugged, durable polyethylene, they're designed for years of trouble-free service. The smooth, rounded shape enables perfect agitation and is easy to keep clean, inside and out. The deep sump and steeply sloping bottom minimise dead volume and make emptying easy – even on hillsides. There are no baffles or dead corners to disrupt flow, agitation or solution mixing, dry liquid level indication is standard, with the option of digital readout.

Precision spraying: as simple as 1, 2, 3 ...

When it comes to effective crop protection, timing and technology are almost as important as choosing the right crop protection chemicals.

Every M700/M700i sprayer is capable of delivering impressive productivity every step of the way. From planning through filling and transport to spraying, rinsing and dilution, it makes spraying easier, more accurate and more profitable. With the optional GreenStar 3 2630 Display on the M700i, documentation is also included. The M700/M700i also complies with all legal and environmental restrictions across Europe.

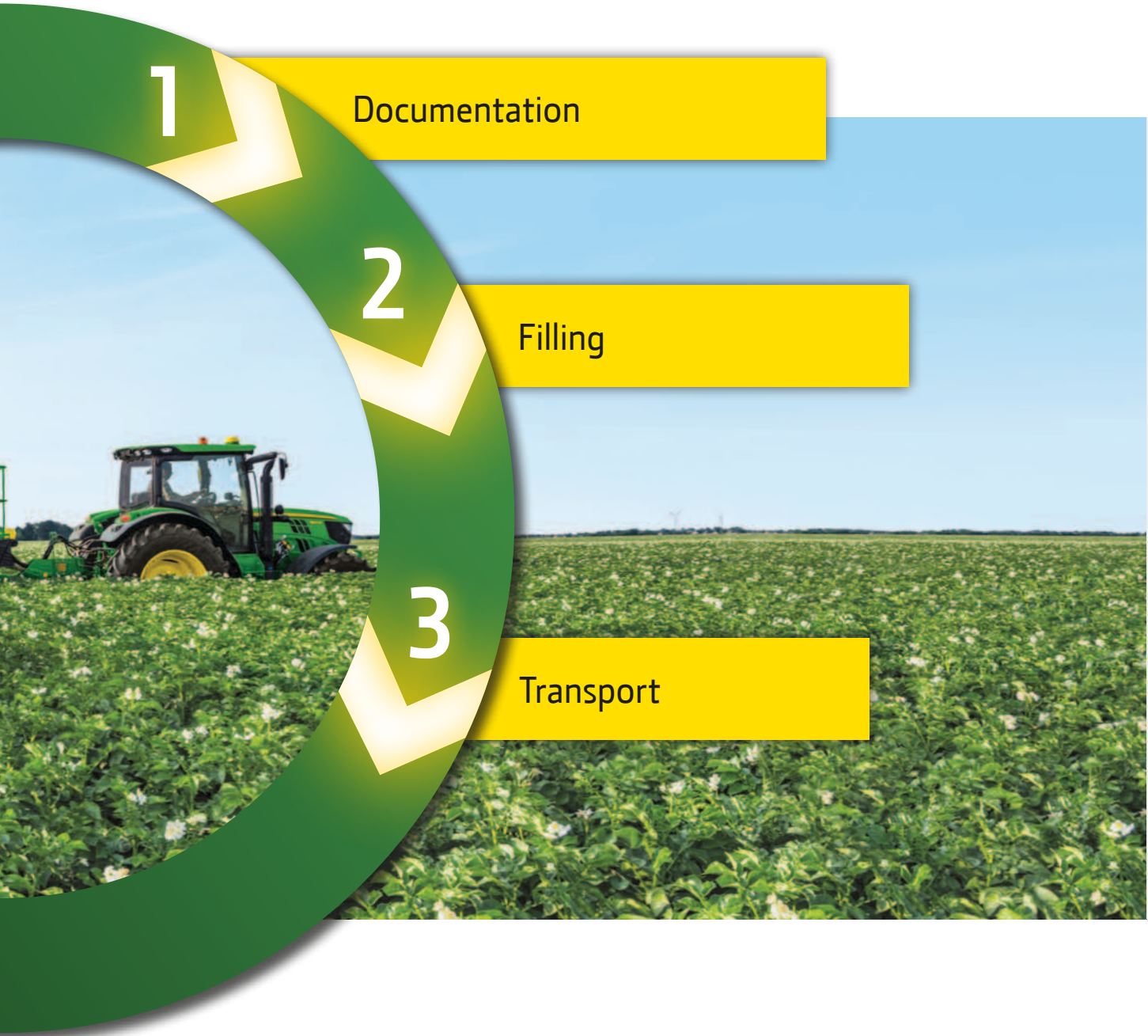


Rinsing and dilution

5

Spraying

4



Keeping your profits on track

Choose from a range of John Deere connectivity solutions which enable different degrees of accuracy and productivity enhancement. Your dealer will assist you in specifying the most effective and efficient solutions for your specific requirements.

See page 24 for details.

Documentation: preparation is everything

1

Equipped with the optional GreenStar 3 2630 touch-screen display, your M700i boosts your productivity throughout the entire crop protection cycle – from documentation and filling to transport, spraying and rinsing.

Good documentation provides the solid foundation for your entire operation. With the right data, you can work more productively every season by creating prescription maps that take yields higher still, season after season.



From the simplicity of manual control to the convenience of John Deere i-Solutions, you can specify your M700i according to your operational preferences.

An M700i equipped with the full suite of i-Solutions can help you streamline every aspect of your job planning and data recording. All the information you need on crop protection processes and traceability are collected automatically while you work. You can then either exchange them with your office PC or print them out on your optional printer in the cab.

Depending on your workflow requirements, you can also use desktop software from your local John Deere partner*. Thanks to our special cooperation model, you can be sure that your software has been perfectly tailored for your market.

Once you experience how much time and effort you save on paperwork and planning, you'll wonder how you ever managed without i-Solution productivity. It's your choice.

* Please check with your dealer about country-specific availability.

Field Doc (optional)

This real-time documentation software records all operations automatically – then lets you transfer them to your PC for analysis later on.

Please note: these GPS-based tools require a GreenStar 2630 Display and a StarFire receiver. Contact your dealer for details!

Spray-to-Map prescription mapping (optional)

Need to spray variable rates of fertiliser, herbicides, fungicides or growth regulators? No problem: just create prescribed application maps on your office PC, import them to the GreenStar 2630 Display in your cab and you're ready to go.



Tank Fill Calculator (optional)

Next time you plan a job, forget about pencils and paper. Tank Fill Calculator tells you right away how much of each chemical you'll need for the whole job, as well as for each tank fill or the partial fill you need to finish off.

All you do is enter key data such as field size, spray rate and applied crop protection chemicals, then set your mix. Tank Fill Calculator does the rest in seconds – automatically and without errors. Since the calculations are based on the real-time data recorded as you spray, that means no more wasted time or chemicals!



Filling: control made easy

2

Operation could not be easier or more convenient. The ergonomic operator station is equipped with large valve handles that minimise the possibility of mistakes and save valuable time during machine set-up. Optional i-Solutions make filling, spraying and rinsing even faster, easier and more precise. The liquid circulation system is divided into two functional areas: working and spraying. This ensures that the optimum pressure is available where it's most needed. Located near the valves is the chemical inductor, spray gun and clothing lockers. Filters and hose connections are perfectly located for ease of operation.

- Durable manual valves
- Faster filling via 2" fill hose connection
- Automatic audible filling warning (optional)
- Self-priming piston diaphragm pump
- 55 l chemical inductor
- Transfer valve, 2" quick fill for rinse water tank
- Closed chemical transfer system (optional)



Digital tank level indicator

Saves chemicals and time by showing current tank content, remaining area to spray and remaining distance to spray on the display.



Keep it clean

After filling, wash your hands in the separate wash tank that holds up to 20 l of clean water.



Keep it sorted

The storage locker is ideal for transporting items you may need, including a change of clothing.



Transport: built for speed and stability

3

With its low centre of gravity and even weight distribution, the on-road performance of the M700/M700i is exemplary. Even with a full tank it can be trailed safely and easily at speeds of up to 40 km/h*.

The maintenance-free double link axle suspension is a simple and cost effective solution that absorbs shock and helps prolong the working lifetime of the sprayer. There are four available drawbar options, 2 fixed and 2 steering versions. And our boom transport lock elegantly but firmly secures the boom during transport.

- Smooth riding
- Better spray accuracy
- Underside designed for smooth passage over crops



*where legally permitted



- A** Different hitch types provide a smooth ride
- B** Slim drawbar design for sharp turns and smooth tracking on headlands.
- C** Steering drawbar: available with automatic trailing or manual steering. In headland turns automatic trailing ensures that the sprayer follows the tractor's rear wheels automatically. On/off switching at the headland is executed automatically via the HMS.
- D** Boom transport protection: minimises stress and wear to the boom during fast, on-road transport.
- E** Low-profile design: even weight distribution and low centre of gravity ensure safe, easy handling at speeds up to 40 km/h*.
- F** Clothing storage locker. Ideal for transporting a change of clothing or other items.

*where legally permitted

Booms: high accuracy, higher yields

4

Precision spraying is dependent on boom stability and John Deere booms are renowned for their stability and durability. We offer a wide range of double and triple folding steel booms, all with the quality features that ensure reliable, high precision performance, year after year.

Accuracy starts with boom stability

An unstable boom leads directly to chemical wastage and poorer yields. All John Deere booms have the stability and features that precision spraying demands and accuracy optimises spray distribution quality, thus promoting productivity.

- Central pendulum for boom levelling
- Boom anti-yaw suspension maintains the highest spray distribution quality
- End-stroke damping in boom fold cylinders minimises wear at hinge points
- Sturdy ball and socket hinges with grease points for extended boom life
- Vertical and horizontal boom breakaway
- Stainless steel spray lines with quick connectors
- BoomTrac automatic boom height and tilt control system
- Variable geometry control to adjust boom angle to ground contours

Boom folding operation can be executed via the tractor SCV, electro-hydraulic selector or electro-hydraulic control.



Independent boom anti-yaw suspension (optional)

Ensures optimised spray accuracy in stubble fields and other rough conditions by filtering out yaw movement from both boom wings.



Multi-function control lever

All critical functions, frequently used during spraying, are operated with the multi-function control lever: master on/off, boom section control, boom height, boom tilt, variable geometry and boom folding.

Double folded booms 18–28 metres	No. of sections		Section widths, m
18 / 12	6	3-3-3-3-3-3	
20 / 12	5	4-4-4-4-4	
21 / 12	7	3-3-3-3-3-3-3	
24 / 12	4	6-6-6-6	
24 / 12	6	4-4-4-4-4-4	
24 / 12	8	3-3-3-3-3-3-3-3	
27 / 14	6	4.5-4.5-4.5-4.5-4.5-4.5	
27 / 14	9	3-3-3-3-3-3-3-3-3	
28 / 14	7	4-4-4-4-4-4-4	
28 / 14	8	4-3-4-3-4-3-4	
Triple folded booms 24–30 metres	No. of sections		Section widths, m
24 / 18	7	3-3-3-3-3-3-3	
27 / 18	7	4.5-4.5-3-3-3-4.5-4.5	
27 / 21	9	3-3-3-3-3-3-3-3-3	
28 / 20	7	4-4-4-4-4-4-4	
30 / 21	10	3-3-3-3-3-3-3-3-3-3	

Spraying: precision delivery

4

The M700/M700i makes every drop of chemical count, by taking the guesswork out of spraying. John Deere technologies help your operators cover more hectares with a single tank fill.

Pump up the power

The 280 l/min self-priming pump delivers fluid where it's needed by minimising the potential flow disruption.

Ring-line circulation system

Enabling quick spray starts without wasting time or chemicals, the system maintains spray liquid circulation up to the boom section valves as soon as the master is closed. When you're done, it briefly speeds up to simplify a thorough cleanout.

Accuracy

The durable Z-bar parallelogram construction provides equal height adjustment speed and rear-side clearance. Optional BoomTrac height control helps initiate spraying at the correct height for excellent spray distribution. The pendulum anti-yaw system keeps the boom in position by absorbing vertical and horizontal movement.



Because every drop is precious

Intelligence provides premium precision and boosts productivity in a smarter way. John Deere sprayers are loaded with intelligent features and integrated solutions, like Section Control, BoomTrac and Map Based Variable Rate Application that make spraying operations faster, easier and more accurate.



John Deere Section Control

John Deere Section Control (GreenStar 3 2630 Display) or GreenStar Sprayer Pro (GreenStar 2 1800 Display) take full control of the boom sections, automatically switching them on and off when you leave or enter predefined areas and also the headland. (Headland control is only supported by the GreenStar 3 2630 Display).

Even with less experienced operators and even in wedge shaped fields, it reduces skips or overlaps and hence input costs for chemicals.



Map Based Variable Rate Application

Different areas need different amounts of crop care. This technology lets you set your application rates in advance, using prescription maps you prepare on your office PC. In the field your sprayer then makes all the adjustments in real time, leaving operators free to focus on quality and productivity. The software you need to run variable rate applications in the field comes preloaded on your GreenStar 3 2630 Display.




Rinsing & dilution: clean solutions

5

You can rinse and dilute quickly and effectively, all from the comfort of your cab. Simply select the programme you want on the GreenStar display, then let the machine do all the work.

Everything about the M700/M700i is designed to streamline rinsing and dilution procedures. The rounded tank eliminates flow-disruptive corners and baffles and you can clean right up to the boom section valves with optional ringline circulation.





AutoDilute

This optional system for the M700i calculates how much clean water and how many cycles you need to achieve a given dilution factor. It takes all dead volume and remaining contents into account.

A separate pump sends the clean water from the rinse tank to the tank rinsing nozzles to dilute the contents. The spray pump circulates the diluted contents through the complete sprayer plumbing and spray boom.

AutoDilute is designed to meet all valid legislative requirements and make sure even less experienced operators obtain good results every time.

- Comfortable, in-cab control over the entire dilution process
- Faster rinsing for higher productivity
- Fewer operator errors
- Less crop damage and environmental pollution



Customising your sprayer: choose the screen you need ...

	ISOBUS	Documentation	Section Control
Implement Display 1100			
GreenStar 2 1800 Display	X		X
GreenStar 3 2630 Display	X	X	X
CommandCenter Display	X		

Implement Display 1100

This 4.3" full colour display provides simple manual sprayer control via the standard 12 Volt connection.

- Push buttons for quick selection
- Scroll wheel (provides easy navigation)
- 480 x 272 pixel screen resolution



The GreenStar 2 1800 Display

Looking for outstanding flexibility, comprehensive guidance, realistic field views and ISOBUS implement control? Take a closer look at our GreenStar 2 1800 Display!

- 7 inch full colour push-button display
- Easy to navigate scroll wheel
- ISOBUS compatible (Virtual Terminal)
- John Deere Documentation Basics
- GreenStar Sprayer Pro enabled
- Compatible with StarFire 300 and StarFire 3000 receivers
- Compatible with both M700 (non-ISOBUS) and M700i (ISOBUS)



The GreenStar 3 2630 Display

As your business grows, so do your challenges. That's why it makes sense to invest in a display that has the future built in: the new GreenStar 3 2630 display. This full colour touch-screen display gives you full monitoring and control over all the i-Solutions you use in your John Deere tractor, Self Propelled Forage Harvester, combine or sprayer.

- Guidance and advanced Guidance
- Documentation and Map Based Variable Rate Application
- Advanced ISOBUS capabilities (e.g. John Deere Section Control)
- Automatic implement detection
- Brilliant 26 cm touchscreen, video enabled
- Performance monitoring
- USB port for data transfer
- Standby mode for road transport or night-time use



... and the convenience you prefer

Special attachments for enhancing performance

There are many ways for you to customise your John Deere sprayer. Here are a few of the attachments we offer either factory fitted or as a **field installation kit**. Your dealer will supply you with more detailed information.

StarFire 300 and 3000 receivers

These advanced positioning receivers work seamlessly with GPS and GLONASS (StarFire 300 GPS only) satellite constellations, all accuracy levels and all John Deere guidance systems. From Parallel Tracking manual guidance to the integrated automatic steering of AutoTrac, StarFire receivers will grow with your business for years to come.

- Improved resistance to shading
- Reliable on every terrain
- Faster satellite acquisition
- Convenient “over-the-air” activation

Boom suspension for hilly fields

To enhance the boom ride at higher operating speeds or in hilly terrain, a special kit is available. Simply mount the compression springs between the centre pendulum and boom back frame.

StarFire 300 and
StarFire 3000 receiver



Edge nozzle holder

Edge nozzle holders should be positioned at the end of the spray boom and fitted with edge spray tips to prevent spraying beyond your field boundaries. Two types of edge nozzle holders are available, controlled either manually or electrically, both with multiple nozzle bodies.

Self-cleaning Pressure Filter

The self-cleaning filter kit allows operators to flush debris that may have collected in the base of the pressure filter without removing the filter bowl.

Closed Chemical Transfer ECOMATIC System

The sprayer can be equipped with a closed chemical transfer filling system for use of larger, refillable containers for easier handling of agrochemicals. The kit comprises the connection into the suction side of the pump and transfers the chemicals into the tank.



Choose between two types of edge nozzle holder.

Specifications

	M724 / M732 / M740	M732i / M740i
Nominal tank volume, l	2400 / 3200 / 4000	3200 / 4000
Real tank volume, l	2520 / 3360 / 4200	3360 / 4200
Rinse tank, l	400	
Hand wash tank, l	20	
12 volt 3-pole power supply (Cobo Connector)	●	–
ISO-BUS (9 pole Deutsch Connector)	–	●
Sprayer Control with multi-functional lever (Joystick)	●	●
Implement display 1100	●	–
GS 1800 display	○	○
GS 2630 display	–	○
GPS automatic section control	○	○
Sprayer pump type	Self priming piston diaphragm pump	
Pump capacity	280 l/min	
PTO Pumpdrive (Walterscheid wide angle PTO shaft)	●	●
Spray pressure min – max, bar	1 – 10 bar	
Ground Clearance under axle,* cm	65 – 75	
Polyurethane double linked axle suspension	○	○
Track width availability *, cm	150 – 225	
Fixed drawbar upper or lower linkage	●	●
Steering drawbar upper or lower linkage	○	○
BoomTrac automatic boom tilt and height control with headland management	–	○
Working lights (halogen or LED)	–	○

*Depending on track width and selected tyres

Tyre sizes*	M724 / M732 / M732i / M740 / M740i
Tyres mounted on fully welded rims (10 bolts) factory choice tyres are mounted	○
230/95R48 (136A8/136B), 10 bolts	○
270/95R48 (144A8/140B), 10 bolts	○
300/95R46 (148A8/144B), 10 bolts	○
340/85R48 (152A8/152B), 10 bolts	○
420/85R38 (144A8/141B), 10 bolts	○
480/70R38 (145A8/142B), 10 bolts	○
520/70R38 (150A8/147B), 10 bolts	○
520/85R38 (155A8/152B), 10 bolts	○

*Selectable tyre size is depending on machine type and axle load

Specifications Solution System	M724 / M732 / M740	M732i / M740i
Manual operated valves	●	●
Multi cycle dilution system (Auto Dilute) including digital tank level sensor	–	○
Non-return checkvalve at 2" filling connection	○	○
Horn audible alarm for tank filling	○	○
Filling Injector	○	○
Clothing locker	○	○
60 litre closed chemical storage box with lock	○	○
Transfer valve 2" to pump liquid back to storage	○	○
Digital tank level sensor with detailed readout in display	○	○
External pump filling connection 2", (hydrant)	○	○
Closed chemical transfer system (Ecomatic)	○	○
2" Quick fill connector for rinse water tank	○	○
Electric agitation automatic on /off based on tank level, (free programmable)	○	○
Spray rate control selection presurre- flow sensor or both	○	○
I-features (default valve position, anticipation, cross-check, low flow detection automatic flow-pressure selection)	○	●
Chemical inductor hopper capacity, 55L	○	●
Spraygun at chemical inductor hopper	○	○
Rinsing head in filling opening	○	○
6 m or 9 m 2" filling hose/ with or without transport bracket	○	○
Self cleaning pressure filter	○	○
Brush with hose reel	○	○

Nozzles (M724 / M732 / M732i / M740 / M740i)	M700 / M700i
Check price list or www.deere.com select the nozzle calculator search on volume or on droplet sizes)	
Teejet XR polymer (with cap and seal)	○
Teejet TT polymer (with cap and seal)	○
Turbo TwinJet TTJ60 polymer (with cap and seal)	○
Lechler IDK, POM (with cap and seal)	○
Lechler IDKT, POM (with cap and seal)	○
Teejet AI stainless steel (with cap and seal)	○
Lechler ID, POM (with cap and seal)	○
Lechler ID ceramic (with cap and seal)	○
Agrotop TD HiSpeed	○
Lechler IDN, POM	○
Fertiliser nozzles	○
TeeJet StreamJet 3-hole nozzle SJ3-VP	○
TeeJet StreamJet 7-hole nozzle SJ7-VP	○
Edge nozzles	○
Teejet AIUB, stainless steel (with cap and seal)	○
Lechler IS, POM (with cap and seal)	○

Specifications Sprayboom and Hydraulics	M724 / M732 / M740	M732i / M740i
Boom height range* cm	48–224	
Spray boom material	Steel	
Ball and socket bearings in swivel points with grease points	●	●
Stainless steel spray lines with quick-connect couplings	●	●
3 directional boom breakaway protection	●	●
Z-bar parallelogram, hydraulic height adjustment with a nitrogen pressure accumulator suspension and hydraulic transport lock	●	●
Centre frame with vertical and horizontal boom suspension and pendulum lock (anti yaw)	●	●
Centre frame with independent vertical and horizontal boom suspension and pendulum lock (push rod anti yaw system)	○	○
Boom suspension kit for spraying hilly fields	○	○
Boom gauging device prevents boom tip grounding	○	○
End stroke dampening in hydraulic boom folding cylinders between spray boom segments	●	●
Selective control valve, hydraulic operation for sprayboom, folding, height and tilt	○	–
Hydraulic selector, operation for sprayboom, folding, height and tilt	○	–
Electro-hydraulic control for sprayboom, folding, height and tilt adjustment with auto centre function, boom tilt positioning indicator in display actual or pre-set position, (optional variable geometry and/or steering drawbar only with electro hydraulic control)	○	○
Load sense hydraulics	○	○
Hydraulic oil filter (only with electro hydraulic control)	●	●
Multiple nozzle holder 5 way	●	●
Off centre nozzle	○	○
Edge nozzle manual or electric operation	○	○
Standard spray system, boom sections located in centre frame	●	●
Ringline spray system, liquid circulation section valves located accross spay boom	○	○
Foam marker with separate box	○	–

*based on tyre size 420/85R38

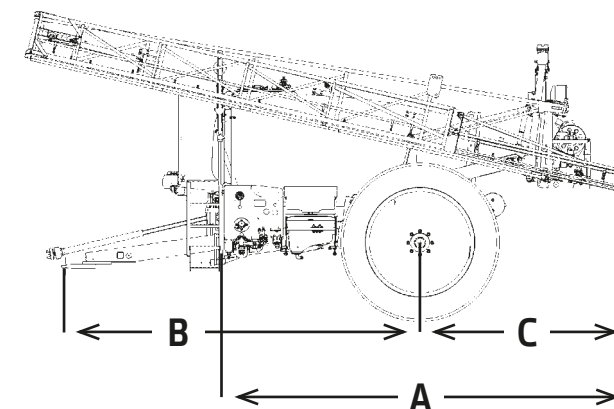
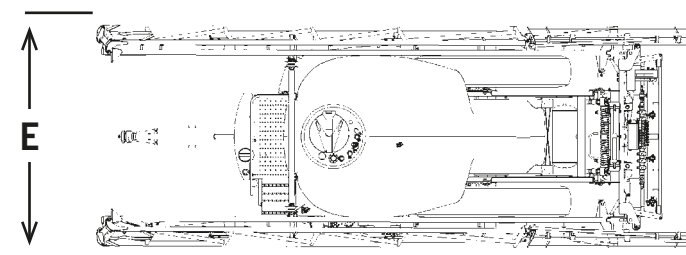
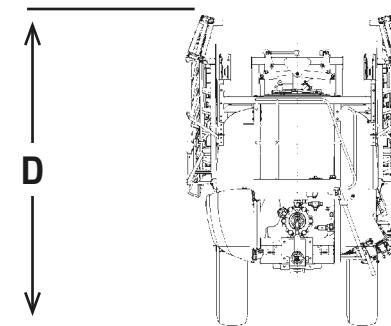
Weights*	M724	M732 / M732i	M740 / M740i
Total weight empty, kg	3310	3340	3380
Total weight full, kg	6130	6960	7800

*All weights are approximate with base equipment 300/95R46 tyres, 24 m boom and filled with water.

Measurements in cm	A	B	C	D	E
Base sprayer					
Double folded boom M700					
18 / 12 m; 20 / 12 m; 21 / 12 m	555	420	198	324	255
24 / 12 m	610	420	246	324	255
27 / 14 m	646	420	246	350**–400*	255
28 / 14 m	696	420	246	350**–400*	255
Triple folded boom M700					
24 / 18 m; 27 / 18 m	456	420	198	318	300
27 / 21 m	550	420	292	318	300
28 / 20 m	510	420	243	318	300
30 m	510	420	243	318	300

*All measurements are approximate with tyres 300/95R46 Overall machine height and clearance underneath the boom in transport position depends on boom adjustment.


**Clearance KIT 362–412 cm (refer to local legal legislation)



The ideal partnership

Together with the John Deere dealership network, we are committed to keeping your operations up and running. We never stop investing in products and technologies that are quality-built, state of the art and also dedicated to reducing operating costs. Our effective dealer network – whose employees are all John Deere trained – is familiar with every nut and bolt in your equipment and skilled at diagnosing any potential problems.

You can count on your partnership with us and with our dealer network. After over 175 years in the farm equipment business, we can be sure that together we're better.



"Partner in agriculture"

John Deere offers you a range of financing options as powerful as our products. Contact your John Deere dealer for a comprehensive range of finance options to suit the specific needs of your business. Not available in all countries please consult your local dealer.

This literature has been compiled for worldwide circulation. While general information, pictures and descriptions are provided, some illustrations and text may include finance, credit, insurance, product options and accessories not available in all regions. Please contact your local dealer for details. John Deere reserves the right to change specification and design of products described in this literature without notice.

JohnDeere.com