

MPX series

2,000kg / 2,500kg / 3,000kg

Low lift pallet truck with operator platform



SPECIFICATION SHEET

Models: MPX20, MPX25, MPX30

VDI 2198 General Specifications

Distinguishing mark	1.1	Manufacturer (abbreviation)		Yale	Yale	Yale
	1.2	Manufacturer's type designation		MP20X	MP20X Platform with side protection	MP20X Platform with rear protection
	1.3	Drive: electric (battery or mains), diesel, petrol, fuel gas		Electric (battery)	Electric (battery)	Electric (battery)
	1.4	Operator type: hand, pedestrian, standing, seated, order-picker		Pedestrian / Stand-on	Stand-on	Stand-on
	1.5	Rated capacity/Rated load	Q (t)	2.0	2.0	2.0
	1.6	Load centre distance	c (mm)	600	600	600
	1.8	Load distance, centre of drive axle to fork ⁽⁵⁾	x (mm)	1005	1005	1005
	1.9	Wheelbase ^{(4) (5)}	y (mm)	1516	1516	1516
	Weights	2.1	Service weight ^{(2) (4)}	kg	678	822
2.2		Axle loading, laden front/rear ⁽⁴⁾	kg	-	-	-
2.3		Axle loading, unladen front/rear ⁽⁴⁾	kg	-	-	-
Tyres/chassis	3.1	Tyres: polyurethane, tophane, NDIIthane, front/rear		NDIIthane / NDIIthane	NDIIthane / NDIIthane	NDIIthane / NDIIthane
	3.2	Tyre size, front	ø (mm x mm)	254 x 90 ⁽⁶⁾	85 x 94	85 x 94
	3.3	Tyre size, rear	ø (mm x mm)	85 x 94 ⁽⁶⁾	254 x 90	254 x 90
	3.4	Additional wheels (dimensions)	ø (mm x mm)	125 x 50	125 x 50	125 x 50
	3.5	Wheels, number front/rear (x = driven wheels)		1x+2/4 ⁽⁶⁾	4/1x+2	4/1x+2
	3.6	Tread, front	b ₁₀ (mm)	504 ⁽⁶⁾	382	382
	3.7	Tread, rear	b ₁₁ (mm)	382 ⁽⁶⁾	504	504
Dimensions	4.4	Lift	h ₃ (mm)	120	120	120
	4.9	Height drawbar in driving position min./max.	h ₁₄ (mm)	1150 / 1383	-	-
	4.15	Height, lowered ⁽⁷⁾	h ₁₃ (mm)	85	85	85
	4.19	Overall length (pedestrian) ⁽⁴⁾	l ₁ (mm)	1872	-	-
	4.19	Overall length (stand-on) ⁽⁴⁾	l ₁ (mm)	2301	2378	2476
	4.20	Length to face of forks (pedestrian) ⁽⁴⁾	l ₂ (mm)	692	-	-
	4.20	Length to face of forks (stand-on) ⁽⁴⁾	l ₂ (mm)	1125	1198	1296
	4.21	Overall width	b ₁ / b ₂ (mm)	750	750	750
	4.22	Fork dimensions	s/e/l (mm)	170 / 55 / 1180	170 / 55 / 1180	170 / 55 / 1180
	4.25	Distance between fork-arms	b ₅ (mm)	552	552	552
	4.32	Ground clearance, centre of wheelbase	m ₂ (mm)	30	30	30
	4.33	Load dimension b12 x l6 crossways	b12 x l6 (mm)	800 x 1200	800 x 1200	800 x 1200
	4.34.1	Aisle width for pallets 1000mm x 1200mm crossways (pedestrian) ^{(4) (5)}	A _{st} (mm)	2523	-	-
	4.34.1	Aisle width for pallets 1000mm x 1200mm crossways (stand-on) ^{(4) (5)}	A _{st} (mm)	2934	3005	3101
	4.34.2	Aisle width for pallets 800mm x 1200mm lengthwise (pedestrian) ^{(4) (5)}	A _{st} (mm)	2368	-	-
4.34.2	Aisle width for pallets 800mm x 1200mm lengthwise (stand-on) ^{(4) (5)}	A _{st} (mm)	2779	2849	2946	
4.35	Turning radius (pedestrian) ^{(4) (5)}	W _a (mm)	1723	-	-	
4.35	Turning radius (stand-on) ^{(4) (5)}	W _a (mm)	2134	2205	2301	
Performance data	5.1	Travel speed laden/unladen (pedestrian)	km/h	6 / 6	-	-
	5.1	Travel speed laden/unladen (stand-on)	km/h	9.7 / 13	9.7 / 13	9.7 / 13
	5.1.1	Travel speed, laden/unladen, backwards (pedestrian)	km/h	6 / 6	-	-
	5.1.1	Travel speed, laden/unladen, backwards (stand-on)	km/h	9.7 / 13	9.7 / 13	9.7 / 13
	5.2	Lift speed, laden/unladen	m/s	0.05 / 0.06	0.05 / 0.06	0.05 / 0.06
	5.3	Lowering speed, laden/unladen	m/s	0.06 / 0.06	0.06 / 0.06	0.06 / 0.06
	5.7	Gradeability, laden/unladen ⁽¹⁾	%	-	-	-
	5.8	Max. gradeability, laden/unladen ⁽¹⁾	%	11.4 / 20	11.4 / 20	11.4 / 20
	5.10	Service brake		Electromagnetic	Electromagnetic	Electromagnetic
	Electric engine	6.1	Drive motor, S2 60 minute rating	kW	3	3
6.2		Lift motor, S3 15% rating ⁽³⁾	kW	2.2	2.2	2.2
6.3		Battery according to DIN 43531/35/36 A,B,C, no		B	B	B
6.4		Battery voltage/nominal capacity K5 ⁽⁴⁾	(V)/(Ah)	24 / 250 ⁽⁴⁾	24 / 375 ⁽⁴⁾	24 / 375 ⁽⁴⁾
6.5		Battery weight ^{(2) (4)}	kg	212	288	288
6.6		Energy consumption according to VDI cycle	kWh/h at no. of cycles	0.6	0.6	0.6
8.1	Type of drive unit		AC-Controller	AC-Controller	AC-Controller	
10.7	Sound pressure level at the driver's seat	dB (A)	63	63	63	

⁽¹⁾ If truck climbs ramps frequently (within 1h), consult your salesman

⁽²⁾ These values may vary of +/- 5%

⁽³⁾ Value referred to S3 6%

⁽⁴⁾ See "Batteries table"

⁽⁵⁾ With load section lifted: -85mm

⁽⁶⁾ Pedestrian version. For Stand-on version, front/rear are inverted

⁽⁷⁾ Max h13 value shall be 87mm.

All values are nominal values and they are subject to tolerances. For further information, please contact the manufacturer.

Yale	Yale	Yale	Yale	Yale	Yale	Distinguishing mark
MP25X	MP25X Platform with side protection	MP25X Platform with rear protection	MP30X	MP30X Platform with side protection	MP30X Platform with rear protection	
Electric (battery)	Electric (battery)	Electric (battery)	Electric (battery)	Electric (battery)	Electric (battery)	
Pedestrian / Stand-on	Stand-on	Stand-on	Pedestrian / Stand-on	Pedestrian / Stand-on	Stand-on	
2.5	2.5	2.5	3.0	3.0	3.0	
600	600	600	600	600	600	
1005	1005	1005	1005	1005	1005	
1516	1516	1516	1516	1516	1516	
678	822	822	678	822	822	
-	-	-	-	-	-	Weights
-	-	-	-	-	-	
NDIIThane / NDIIThane	NDIIThane / NDIIThane	NDIIThane / NDIIThane	NDIIThane / NDIIThane	NDIIThane / NDIIThane	NDIIThane / NDIIThane	Tyres/chassis
254 x 90 ⁽⁶⁾	85 x 94	85 x 94	254 x 90 ⁽⁶⁾	254 x 90 ⁽⁶⁾	85 x 94	
85 x 94 ⁽⁶⁾	254 x 90	254 x 90	85 x 94 ⁽⁶⁾	85 x 94 ⁽⁶⁾	254 x 90	
125 x 50	125 x 50	125 x 50	125 x 50	125 x 50	125 x 50	
1x+2/4 ⁽⁶⁾	4/1x+2	4/1x+2	1x+2/4 ⁽⁶⁾	1x+2/4 ⁽⁶⁾	4/1x+2	
504 ⁽⁶⁾	382	382	504 ⁽⁶⁾	504 ⁽⁶⁾	382	
382 ⁽⁶⁾	504	504	382 ⁽⁶⁾	382 ⁽⁶⁾	504	
120	120	120	120	120	120	Dimensions
1150 / 1383	-	-	1150 / 1383	-	-	
85	85	85	85	85	85	
1944	-	-	1944	1944	-	
2373	2378	2476	2373	2373	2476	
764	-	-	764	764	-	
1125	1198	1296	1125	1125	1296	
750	750	750	750	750	750	
170 / 55 / 1180	170 / 55 / 1180	170 / 55 / 1180	170 / 55 / 1180	170 / 55 / 1180	170 / 55 / 1180	
552	552	552	552	552	552	
30	30	30	30	30	30	
800 x 1200	800 x 1200	800 x 1200	800 x 1200	800 x 1200	800 x 1200	
2595	-	-	2595	2595	-	
3006	3005	3101	3006	3006	3101	
2440	-	-	2440	2440	-	
2851	2849	2946	2851	2851	2946	
1795	-	-	1795	1795	-	
2206	2205	2301	2206	2206	2301	
6 / 6	-	-	6 / 6	-	-	Performance data
9.7 / 13	9.7 / 13	9.7 / 13	9.1 / 13	9.1 / 13	9.1 / 13	
6 / 6	-	-	6 / 6	-	-	
9.7 / 13	9.7 / 13	9.7 / 13	9.1 / 13	9.1 / 13	9.1 / 13	
0.04 / 0.06	0.04 / 0.06	0.04 / 0.06	0.03 / 0.06	0.03 / 0.06	0.03 / 0.06	
0.06 / 0.06	0.06 / 0.06	0.06 / 0.06	0.06 / 0.06	0.06 / 0.06	0.06 / 0.06	
-	-	-	-	-	-	
9.1 / 20	9.1 / 20	9.1 / 20	7.4 / 20	7.4 / 20	7.4 / 20	
Electromagnetic	Electromagnetic	Electromagnetic	Electromagnetic	Electromagnetic	Electromagnetic	Electric engine
3	3	3	3	3	3	
2.2	2.2	2.2	2.2	2.2	2.2	
B	B	B	B	B	B	
24 / 250 ⁽⁴⁾	24 / 375 ⁽⁴⁾	24 / 375 ⁽⁴⁾	24 / 250 ⁽⁴⁾	24 / 250 ⁽⁴⁾	24 / 375 ⁽⁴⁾	
288	288	288	288	288	288	
0.7	0.7	0.7	0.8	0.8	0.8	
AC-Controller	AC-Controller	AC-Controller	AC-Controller	AC-Controller	AC-Controller	
68	68	68	68	68	68	

Yale products might be subject to change without notice. Lift trucks illustrated may feature optional equipment.

Values may vary with alternative configurations.

MP20X - Battery compartment 200Ah

1.2	Manufacturer's type designation		MP20X	MP20X - Platform with side protection and Scooter Control	MP20X - Platform with rear protection and Scooter Control
1.9	Wheelbase	y (mm)	1382	-	-
2.1	Service weight ⁽¹⁾	kg	-	-	-
2.2	Axle loading, laden front/rear	kg	-	-	-
2.3	Axle loading, unladen front/rear	kg	-	-	-
4.19	Overall length (pedestrian)	l1 (mm)	1810	-	-
4.19	Overall length (stand-on)	l1 (mm)	2243	-	-
4.20	Length to face of forks (pedestrian)	l2 (mm)	630	-	-
4.20	Length to face of forks (stand-on)	l2 (mm)	1063	-	-
4.34.1	Aisle width for pallets 1000mm x 1200mm crossways (pedestrian)	Ast (mm)	2463	-	-
4.34.1	Aisle width for pallets 1000mm x 1200mm crossways (stand-on)	Ast (mm)	2873	-	-
4.34.2	Aisle width for pallets 800mm x 1200mm lengthwise (pedestrian)	Ast (mm)	2308	-	-
4.35.2	Aisle width for pallets 800mm x 1200mm lengthwise (stand-on)	Ast (mm)	2718	-	-
4.35	Turning radius (pedestrian)	Wa (mm)	1663	-	-
4.35	Turning radius (stand-on)	Wa (mm)	2073	-	-
6.3	Battery according to DIN 43531/35/36 A,B,C, no		no	-	-
6.4	Battery voltage/nominal capacity K5	(V)/(Ah)	24 / 200	-	-
6.5	Battery weight ⁽¹⁾	kg	185	-	-

Not available on side and rear protection models

MP20X - Battery compartment 250Ah

1.2	Manufacturer's type designation		MP20X FBW	MP20X FBW - Platform with side protection and Scooter Control	MP20X FBW - Platform with rear protection and Scooter Control
1.9	Wheelbase	y (mm)	1444	-	-
2.1	Service weight ⁽¹⁾	kg	-	-	-
2.2	Axle loading, laden front/rear	kg	-	-	-
2.3	Axle loading, unladen front/rear	kg	-	-	-
4.19	Overall length (pedestrian)	l1 (mm)	1872	-	-
4.19	Overall length (stand-on)	l1 (mm)	2305	-	-
4.20	Length to face of forks (pedestrian)	l2 (mm)	692	-	-
4.20	Length to face of forks (stand-on)	l2 (mm)	1125	-	-
4.34.1	Aisle width for pallets 1000mm x 1200mm crossways (pedestrian)	Ast (mm)	2524	-	-
4.34.1	Aisle width for pallets 1000mm x 1200mm crossways (stand-on)	Ast (mm)	2935	-	-
4.34.2	Aisle width for pallets 800mm x 1200mm lengthwise (pedestrian)	Ast (mm)	2369	-	-
4.35.2	Aisle width for pallets 800mm x 1200mm lengthwise (stand-on)	Ast (mm)	2780	-	-
4.35	Turning radius (pedestrian)	Wa (mm)	1724	-	-
4.35	Turning radius (stand-on)	Wa (mm)	2135	-	-
6.3	Battery according to DIN 43531/35/36 A,B,C, no		B	-	-
6.4	Battery voltage/nominal capacity K5	(V)/(Ah)	24 / 375 ⁽²⁾	-	-
6.5	Battery weight ⁽¹⁾	kg	288	-	-

Not available on side and rear protection models

MP20X - Battery compartment 500Ah

1.2	Manufacturer's type designation		MP20X FBW	MP20X FBW - Platform with side protection and Scooter Control	MP20X FBW - Platform with rear protection and Scooter Control
1.9	Wheelbase	y (mm)	1588	1588	1588
2.1	Service weight ⁽¹⁾	kg	-	-	-
2.2	Axle loading, laden front/rear	kg	-	-	-
2.3	Axle loading, unladen front/rear	kg	-	-	-
4.19	Overall length (pedestrian)	l1 (mm)	2016	-	-
4.19	Overall length (stand-on)	l1 (mm)	2449	2450	2548
4.20	Length to face of forks (pedestrian)	l2 (mm)	836	-	-
4.20	Length to face of forks (stand-on)	l2 (mm)	1269	1270	1368
4.34.1	Aisle width for pallets 1000mm x 1200mm crossways (pedestrian)	Ast (mm)	2666	-	-
4.34.1	Aisle width for pallets 1000mm x 1200mm crossways (stand-on)	Ast (mm)	3078	3077	3173
4.34.2	Aisle width for pallets 800mm x 1200mm lengthwise (pedestrian)	Ast (mm)	2511	-	-
4.35.2	Aisle width for pallets 800mm x 1200mm lengthwise (stand-on)	Ast (mm)	2923	2922	3018
4.35	Turning radius (pedestrian)	Wa (mm)	1866	-	-
4.35	Turning radius (stand-on)	Wa (mm)	2278	2277	2373
6.3	Battery according to DIN 43531/35/36 A,B,C, no		B	B	B
6.4	Battery voltage/nominal capacity K5	(V)/(Ah)	24 / 500	24 / 500	24 / 500
6.5	Battery weight ⁽¹⁾	kg	370	370	370

⁽¹⁾ These values may vary of +/- 5%

⁽²⁾ Available battery 210/250Ah (212 kg); 24V / 200Ah Li-Ion (211 kg)

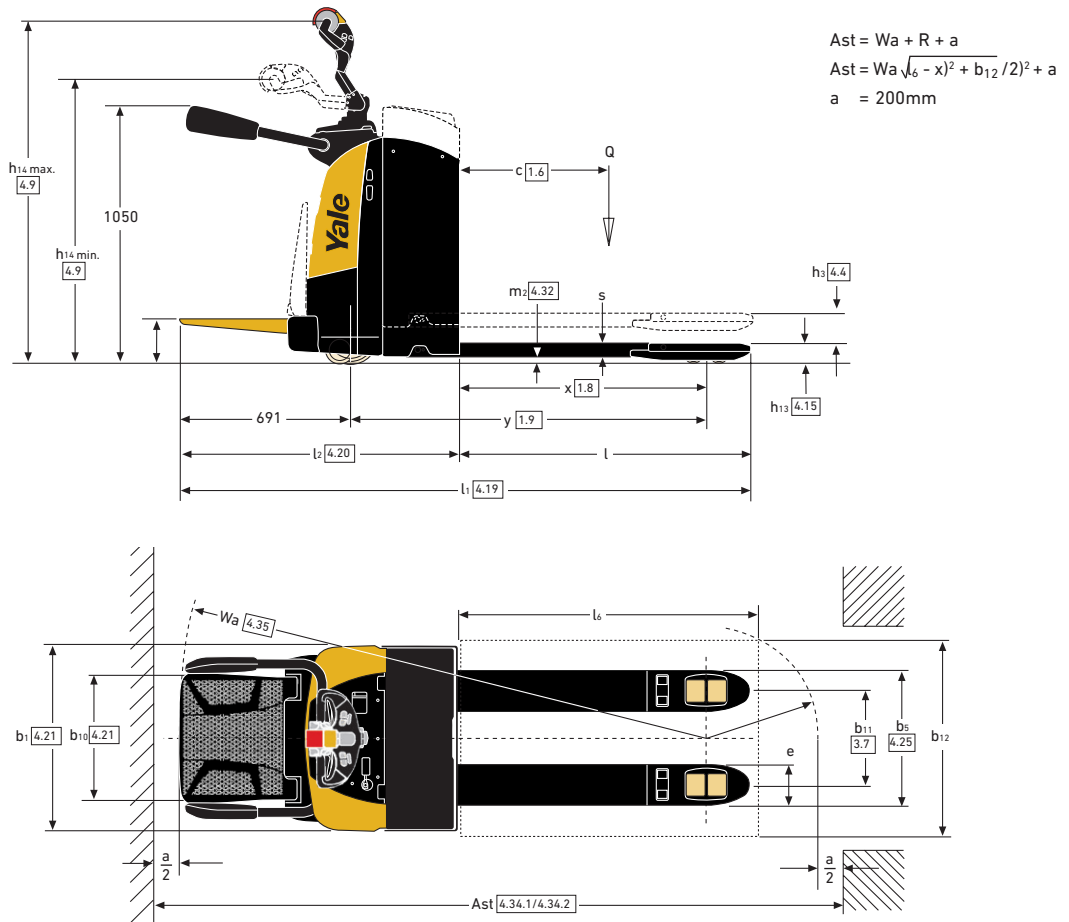
⁽³⁾ Stand-on version. For Pedestrian version, front/rear are inverted.

All values are nominal values and they are subject to tolerances. For further

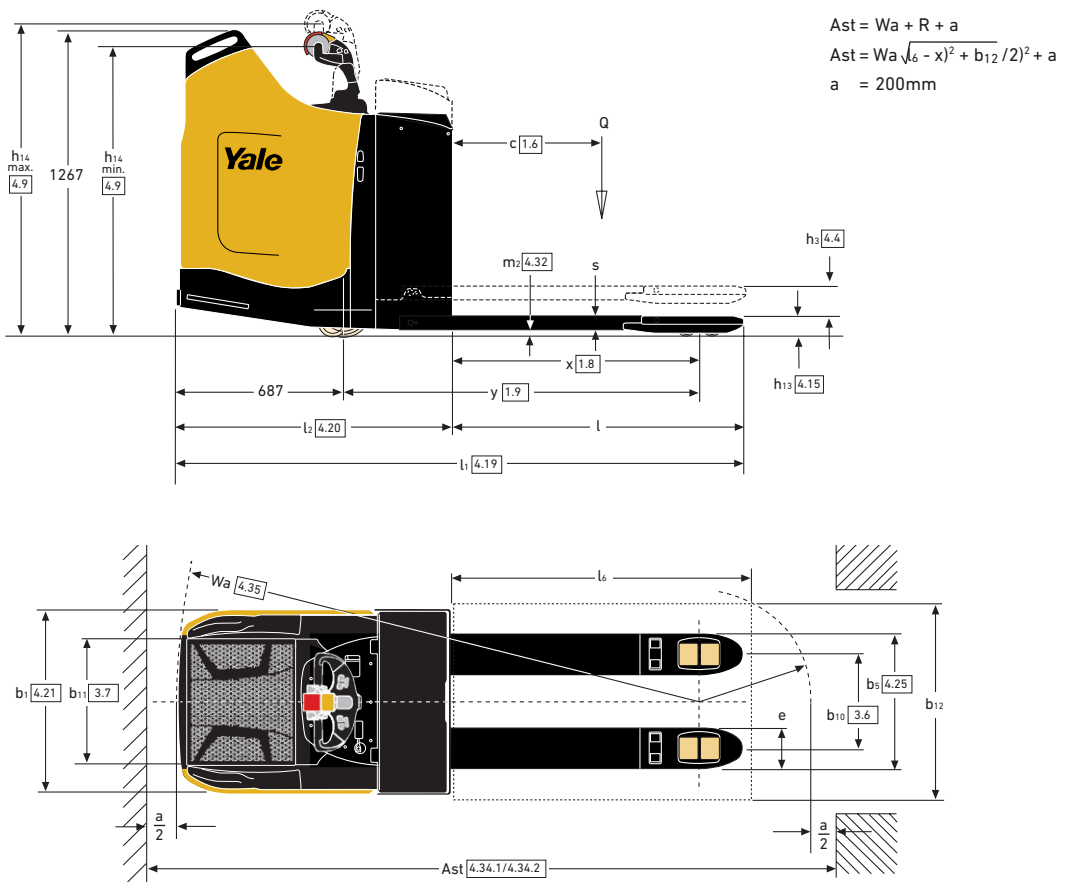
information, please contact the manufacturer. Yale products might be subject to change without notice.

Lift trucks illustrated may feature optional equipment. Values may vary with alternative configurations.

Truck Dimensions - Platform



Truck Dimensions - Side protection



Battery / Forks table - Platform

Battery Ah	l mm	x ⁽¹⁾ mm	y ⁽²⁾ mm	l1 ped. mm	l1 plat. mm	l2 ped. mm	l2 plat. mm	l6 mm	b12 mm	R mm	Wa ped. mm ⁽¹⁾	Wa plat. mm ⁽¹⁾	a mm	Ast ped. mm ⁽¹⁾	Ast plat. mm ⁽¹⁾
200	1180	938	1382	1810	2243	630	1063	1200	800	478	1595	2011	200	2273	2689
250	1180	938	1444	1872	2305	692	1125	1200	800	478	1657	2073	200	2335	2751
375	1180	938	1516	1944	2377	764	1197	1200	800	478	1728	2144	200	2406	2822
500	1180	938	1588	2016	2449	836	1269	1200	800	478	1799	2215	200	2477	2893
200	1180	938	1382	1810	2243	630	1063	1200	1000	564	1595	2011	200	2359	2775
250	1180	938	1444	1872	2305	692	1125	1200	1000	564	1657	2073	200	2421	2837
375	1180	938	1516	1944	2377	764	1197	1200	1000	564	1728	2144	200	2492	2908
500	1180	938	1588	2016	2449	836	1269	1200	1000	564	1799	2215	200	2563	2979
250	990	748	1254	1682	2115	692	1125	1000	1200	651	1470	1884	200	2321	2735
375	990	748	1326	1682	2115	692	1125	1000	1200	651	1541	1955	200	2392	2806
500	990	748	1398	1682	2115	692	1125	1000	1200	651	1612	2026	200	2463	2877
250	1590	1348	1854	2282	2715	692	1125	1600	1200	651	2062	2481	200	2913	3332
375	1590	1348	1926	2282	2715	692	1125	1600	1200	651	2133	2552	200	2984	3403
500	1590	1348	1998	2282	2715	692	1125	1600	1200	651	2204	2623	200	3055	3474
250	1980	1298	1804	2672	3105	692	1125	2000	1200	923	2012	2431	200	3135	3554
375	1980	1298	1876	2672	3105	692	1125	2000	1200	923	2083	2502	200	3206	3625
500	1980	1298	1948	2672	3105	692	1125	2000	1200	923	2154	2573	200	3277	3696
250	2390	1348	1854	3082	3515	692	1125	2400	800	1125	2062	2481	200	3387	3806
375	2390	1348	1926	3082	3515	692	1125	2400	800	1125	2133	2552	200	3458	3877
500	2390	1348	1998	3082	3515	692	1125	2400	800	1125	2204	2623	200	3529	3948
250	2390	1348	1854	3082	3515	692	1125	2400	1200	1211	2062	2481	200	3473	3892
375	2390	1348	1926	3082	3515	692	1125	2400	1200	1211	2133	2552	200	3544	3963
500	2390	1348	1998	3082	3515	692	1125	2400	1200	1211	2204	2623	200	3615	4034
250	2390	1561	2067	3082	3515	692	1125	2400	1000	977	2273	2693	200	3450	3870
375	2390	1561	2139	3082	3515	692	1125	2400	1000	977	2344	2764	200	3521	3941
500	2390	1561	2211	3082	3515	692	1125	2400	1000	977	2415	2835	200	3592	4012
250	2390	1775	2281	3082	3515	692	1125	2400	800	742	2485	2907	200	3427	3849
375	2390	1775	2353	3082	3515	692	1125	2400	800	742	2556	2978	200	3498	3920
500	2390	1775	2425	3082	3515	692	1125	2400	800	742	2627	3049	200	3569	3991
250	2390	1775	2281	3082	3515	692	1125	2400	1000	800	2485	2907	200	3485	3907
375	2390	1775	2353	3154	3587	764	1197	2400	1000	800	2556	2978	200	3556	3978
500	2390	1775	2425	3226	3659	836	1269	2400	1000	800	2627	3049	200	3627	4049
250	2390	1775	2281	3082	3515	692	1125	2400	1200	866	2485	2907	200	3551	3973
375	2390	1775	2353	3154	3587	764	1197	2400	1200	866	2556	2978	200	3622	4044
500	2390	1775	2425	3226	3659	836	1269	2400	1200	866	2627	3049	200	3693	4115
250	2390	2148	2654	3082	3515	692	1125	2400	800	473	2856	3279	200	3529	3952
375	2390	2148	2726	3082	3515	692	1125	2400	800	473	2927	3350	200	3600	4023
500	2390	2148	2798	3082	3515	692	1125	2400	800	473	2998	3421	200	3671	4094
250	2390	2148	2654	3082	3515	692	1125	2400	1000	560	2856	3279	200	3616	4039
375	2390	2148	2726	3154	3587	764	1197	2400	1000	560	2927	3350	200	3687	4110
500	2390	2148	2798	3226	3659	836	1269	2400	1000	560	2998	3421	200	3758	4181
250	2390	2148	2654	3082	3515	692	1125	2400	1200	651	2856	3279	200	3707	4130
375	2390	2148	2726	3154	3587	764	1197	2400	1200	651	2927	3350	200	3778	4201
500	2390	2148	2798	3226	3659	836	1269	2400	1200	651	2998	3421	200	3849	4272
250	2850	2275	2781	3542	3975	692	1125	3000	1200	941	2982	3405	200	4123	4546
375	2850	2275	2853	3542	3975	692	1125	3000	1200	941	3053	3476	200	4194	4617
500	2850	2275	2925	3542	3975	692	1125	3000	1200	941	3124	3547	200	4265	4688

⁽¹⁾ With stand-on version +439mm. ⁽²⁾ All weights are: forks + tie rods.

Battery / Forks table - Rear Protection

Battery Ah	l mm	x ⁽¹⁾ mm	y ⁽²⁾ mm	l1 ped. mm	l1 plat. mm	l2 ped. mm	l2 plat. mm	l6 mm	b12 mm	R mm	Wa ped. mm ⁽¹⁾	Wa plat. mm ⁽¹⁾	a mm	Ast ped. mm ⁽¹⁾	Ast plat. mm ⁽¹⁾
375	1180	938	1516	NA	2476	NA	1296	1200	800	478	NA	2234	200	NA	2912
500	1180	938	1588	NA	2476	NA	1296	1200	800	478	NA	2306	200	NA	2984
375	1180	938	1516	NA	2476	NA	1296	1200	1000	564	NA	2234	200	NA	2998
500	1180	938	1588	NA	2548	NA	1368	1200	1000	564	NA	2306	200	NA	3070
375	990	748	1326	NA	2286	NA	1296	1000	1200	651	NA	2044	200	NA	2895
500	990	748	1398	NA	2286	NA	1296	1000	1200	651	NA	2116	200	NA	2967
375	1590	1348	1926	NA	2886	NA	1296	1600	1200	651	NA	2644	200	NA	3495
500	1590	1348	1998	NA	2886	NA	1296	1600	1200	651	NA	2716	200	NA	3567
375	1980	1298	1876	NA	3276	NA	1296	2000	1200	923	NA	2594	200	NA	3717
500	1980	1298	1948	NA	3276	NA	1296	2000	1200	923	NA	2666	200	NA	3789
375	2390	1348	1926	NA	3686	NA	1296	2400	800	1125	NA	2644	200	NA	3969
500	2390	1348	1998	NA	3686	NA	1296	2400	800	1125	NA	2716	200	NA	4041
375	2390	1348	1926	NA	3686	NA	1296	2400	1200	1211	NA	2644	200	NA	4055
500	2390	1348	1998	NA	3758	NA	1368	2400	1200	1211	NA	2716	200	NA	4127
375	2390	1561	2139	NA	3686	NA	1296	2400	1000	977	NA	2857	200	NA	4034
500	2390	1561	2211	NA	3686	NA	1296	2400	1000	977	NA	2929	200	NA	4106
375	2390	1775	2353	NA	3686	NA	1296	2400	800	742	NA	3071	200	NA	4013
500	2390	1775	2425	NA	3686	NA	1296	2400	800	742	NA	3143	200	NA	4085
375	2390	1775	2353	NA	3686	NA	1296	2400	1000	800	NA	3071	200	NA	4071
500	2390	1775	2425	NA	3758	NA	1368	2400	1000	800	NA	3143	200	NA	4143
375	2390	1775	2353	NA	3686	NA	1296	2400	1200	866	NA	3071	200	NA	4137
500	2390	1775	2425	NA	3758	NA	1368	2400	1200	866	NA	3143	200	NA	4209
375	2390	2148	2726	NA	3686	NA	1296	2400	800	473	NA	3444	200	NA	4117
500	2390	2148	2798	NA	3686	NA	1296	2400	800	473	NA	3516	200	NA	4189
375	2390	2148	2726	NA	3686	NA	1296	2400	1000	560	NA	3444	200	NA	4204
500	2390	2148	2798	NA	3758	NA	1368	2400	1000	560	NA	3516	200	NA	4276
375	2390	2148	2726	NA	3686	NA	1296	2400	1200	651	NA	3444	200	NA	4295
500	2390	2148	2798	NA	3758	NA	1368	2400	1200	651	NA	3516	200	NA	4367
375	2850	2275	2853	NA	4146	NA	1296	3000	1200	941	NA	3571	200	NA	4712
500	2850	2275	2925	NA	4146	NA	1296	3000	1200	941	NA	3643	200	NA	4784

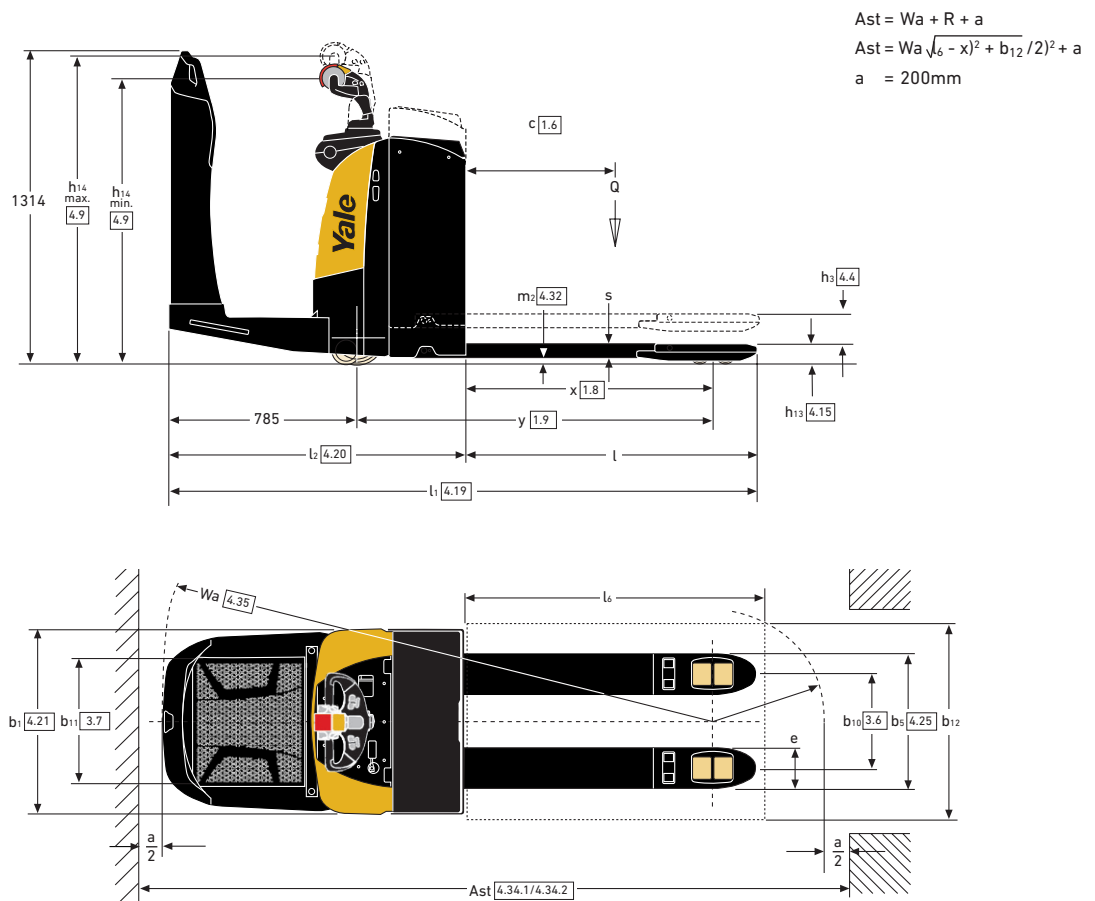
⁽¹⁾ With stand-on version +439mm. ⁽²⁾ All weights are: forks + tie rods.

Battery / Forks table - Side Protection

Battery Ah	l mm	x ⁽¹⁾ mm	y ⁽²⁾ mm	l ₁ ped. mm	l ₁ plat. mm	l ₂ ped. mm	l ₂ plat. mm	l ₆ mm	b ₁₂ mm	R mm	W _a ped. mm ⁽¹⁾	W _a plat. mm ⁽¹⁾	a mm	A _{st} ped. mm ⁽¹⁾	A _{st} plat. mm ⁽¹⁾
375	1180	938	1516	2378	NA	NA	1198	1200	800	478	NA	2138	200	NA	2816
500	1180	938	1588	2378	NA	NA	1198	1200	800	478	NA	2210	200	NA	2888
375	1180	938	1516	2378	NA	NA	1198	1200	1000	564	NA	2138	200	NA	2902
500	1180	938	1588	2450	NA	NA	1270	1200	1000	564	NA	2210	200	NA	2974
375	990	748	1326	2188	NA	NA	1198	1200	1200	651	NA	1949	200	NA	2800
500	990	748	1398	2188	NA	NA	1198	1200	1200	651	NA	2021	200	NA	2872
375	1590	1348	1926	2788	NA	NA	1198	1200	1200	651	NA	2546	200	NA	3397
500	1590	1348	1998	2788	NA	NA	1198	1200	1200	651	NA	2618	200	NA	3469
375	1980	1298	1876	3178	NA	NA	1198	1000	1200	923	NA	2496	200	NA	3619
500	1980	1298	1948	3178	NA	NA	1198	1000	1200	923	NA	2568	200	NA	3691
375	2390	1348	1926	3588	NA	NA	1198	1000	800	1125	NA	2546	200	NA	3871
500	2390	1348	1998	3588	NA	NA	1198	1600	800	1125	NA	2618	200	NA	3943
375	2390	1348	1926	3588	NA	NA	1198	1600	1200	1211	NA	2546	200	NA	3957
500	2390	1348	1998	3660	NA	NA	1270	1600	1200	1211	NA	2618	200	NA	4029
375	2390	1561	2139	3588	NA	NA	1198	2000	1000	977	NA	2759	200	NA	3936
500	2390	1561	2211	3588	NA	NA	1198	2000	1000	977	NA	2831	200	NA	4008
375	2390	1775	2353	3588	NA	NA	1198	2000	800	742	NA	2973	200	NA	3915
500	2390	1775	2425	3588	NA	NA	1198	2400	800	742	NA	3045	200	NA	3987
375	2390	1775	2353	3588	NA	NA	1198	2400	1000	800	NA	2973	200	NA	3973
500	2390	1775	2425	3660	NA	NA	1270	2400	1000	800	NA	3045	200	NA	4045
375	2390	1775	2353	3588	NA	NA	1198	2400	1200	866	NA	2973	200	NA	4039
500	2390	1775	2425	3660	NA	NA	1270	2400	1200	866	NA	3045	200	NA	4111
375	2390	2148	2726	3588	NA	NA	1198	2400	800	473	NA	3346	200	NA	4019
500	2390	2148	2798	3588	NA	NA	1198	2400	800	473	NA	3418	200	NA	4091
375	2390	2148	2726	3588	NA	NA	1198	2400	1000	560	NA	3346	200	NA	4106
500	2390	2148	2798	3660	NA	NA	1270	2400	1000	560	NA	3418	200	NA	4178
375	2390	2148	2726	3588	NA	NA	1198	2400	1200	651	NA	3346	200	NA	4197
500	2390	2148	2798	3660	NA	NA	1270	2400	1200	651	NA	3418	200	NA	4269
375	2850	2275	2853	4048	NA	NA	1198	2400	1200	941	NA	3473	200	NA	4614
500	2850	2275	2925	4048	NA	NA	1198	2400	1200	941	NA	3545	200	NA	4686

⁽¹⁾ With stand-on version +439mm. ⁽²⁾ All weights are: forks + tie rods.

Truck Dimensions - Back protection



MPX series

Models: MP20X, MP25X, MP30X,



Tiller head and controls

The tiller head has an ergonomic shaped handle with integral hand guard, spring assisted to return automatically to the vertical position.

Large, low effort butterfly buttons control travel direction, speed and electromagnetic brake. Dual lift and lower buttons for left or right hand and horn activation. Creep speed control allows the truck to be operated with the tiller arm vertical, at reduced speed for manoeuvring in tight spaces.

The Scooter Control steering is height adjustable, available on fixed platform models with side and rear protection. By keeping the operator within the footprint of the truck and close to the truck frame, it increases operator protection and fork tip visibility is excellent. An optional adjustable tiller is available on the foldable platform version.

Instrumentation

The dashboard features a multi-function display showing truck status and warnings, including a battery discharge indicator, hourmeter and performance levels.

Operator platform

The large operator platform allows the operator to find their own comfortable driving position; the foldable side arms are high relative to the level of the platform, providing the operator with maximum comfort and stability when manoeuvring.

The cushioned platform performs an operator presence switch function (or "man on board" sensor), preventing the truck from operating with no driver present. Side and rear protection is available across the whole model range to meet unique application-specific requirements. The truck is suitable for shuttle activity over medium to long distances. The dashboard has compartments for stationery and other small items with an optional A4 document holder.

Electric Steering System

Minimum effort is required to manoeuvre

the truck so the operator can work with less effort and arm movement, reducing fatigue and increasing productivity.

Chassis and forks

The 750mm width allows the handling of loads in tight spaces, such as inside containers or on lorry trailers. Two forks heights are available, standard 85mm and optional low profile 75mm for disposable pallets (selection is subject to model configurations).

Proportional buttons control lifting and lowering. Heavy-duty tandem load wheels are fitted as standard.

Battery

A full range of power options is provided by the choice of batteries. Batteries for MP20X models range from 210Ah to 500Ah for lead acid batteries, for Li-ion batteries the range is from 80Ah to 320Ah. An optional lateral battery change is available.

Rollers and wheels

Rollers and wheels are NDIIthane. Tandem load wheels are fitted as standard.

A single wheel is available as optional on 2t models

Electric motors

The motor requires very little maintenance (inspection intervals required every 1000 operating hours) provides low cost long operative life.

Options

Options available include:

- Two fork heights
- Li-Ion ready
- Li-Ion battery side charging
- Drive mode selection to suit different operators' skills
- Coasting function
- Smart lift
- Platform lights
- Soft lowering
- Foot sensor
- Cold store -30°C
- Forks of varying length and width

- Fixed side protection with rear access
- Fixed rear protection with side access
- Load backrest
- Lateral battery extraction
- Roller-bed changeover for battery change
- Height adjustable tiller
- Working light package
- Pedestrian awareness lights.

Yale Europe Materials Handling

Centennial House, Frimley Business Park,
Frimley, Surrey GU16 7SG
United Kingdom

Tel: +44 (0) 1276 538500

Fax: +44 (0) 1276 538559

www.yale.com



Publication part no. 220990153 Rev.09 Printed in The Netherlands (0421) EN.

HYSTER-YALE UK LIMITED trading as Yale Europe Materials Handling.

Safety: This truck conforms to the current EU requirements.

Specification is subject to change without notice.

©2021 Yale. All rights reserved. YALE, and PEOPLE. PRODUCTS. PRODUCTIVITY. are trademarks of

Hyster-Yale Group, Inc. is a registered copyright of Hyster-Yale Group, Inc.

Trucks shown with optional equipment. Country of Registration: England and Wales.

Company Registration Number: 02636775.