

LELY LOTUS

Tedders



Highest output due to unique hooktines



www.lely.com

— innovators in agriculture —

Grip on the crop



More than just a protection guard...

All guards are substantially connected by means of pivot points. In combination with the support rods of the guards, this ensures an exceptionally strong construction. Thus, high driving speeds go hand in hand with sustainability.



The wettest crop on top for fast and consistent drying

Thanks to the position and shape of the unique Lely hook tines, the crop is thrown high and far behind the machine. A wet crop is heavier and is thrown farther away so that it lands on top of the drier crop; this guarantees an excellent tedding action.



Unique performance due to shape and position

Due to their unique shape and position, the tines of Lely Lotus tedders have proven in the course of the years that they pick up, move and throw far more crop than competitive machines. The result: an outstanding gain of capacity.

More stability = increased output

It is possible to drive faster with a tedder that follows the tractor in a stable manner. For that reason, the Lotus three-point linkage tedders feature a Stabilo steering device with no fewer than four pivot points plus two connecting beams. A similar function is performed by the draw bar of trailed tedders.



The success of forage is determined by its dry matter content

Dry matter content largely affects the processes for preservation and ensiling of grass crops.

Crops that are too wet are sensitive to butyric acid; if a crop is too dry, it is difficult to compact it, which leads to reduced fodder intake. In some situations – e.g. hay or aerated hay – even the uniformity of the crop is crucial in terms of dry matter content.

Once the grass has been mown, the tedder is the tool to influence uniform drying of the crop. The choice to operate a tedder should not be restricted by the output of that machine. Or, more precisely: that tedder should allow the possibility to react quickly in response to weather changes, thereby achieving, the required dry matter content.

The unique tines of Lely Lotus tedders provide exactly those possibilities; thanks to the specific hook-shaped tines, these machines have proved – throughout the years – that they can handle at least 50% more crop than tedders with conventional tines. This means a huge gain in capacity. At any rate, creating more control of the dry matter content and, hence, of the eventual harvesting result.

**Flexibility eliminates contamination**

The flexibility and movement of the hook tines avoids damage to the turf as well as soil contamination of the grass. Less damage to the turf results in fewer unwanted weeds, faster re-growth and – perhaps most important of all – a lower amount of ash in the forage.

What you feed is what you get!



Harvest results.

A million cows are milked daily by Lely robotic milking systems but it's not only the Astronaut that makes robotic milking such a success. It's the knowledge and experience of our employees that help farmers to achieve the best results with their herds.

That's why we know – more than anybody else – that good quality roughage is the basis of your success. It ensures good animal health, maximum fodder intake and avoids additional cost for concentrates and additives...

Your forage harvesting is the start for good and efficient milk and meat production.



Perfect forage thanks to our ideal tedding operation



All you have to do is pick it up!

During the tedding operation all crop material should be moved to enable easier raking and an even drying process. Contamination through soil, manure or old crop remnants is totally unacceptable. In that context, there is no single tedder that equals the adaptability and pick-up capacities of the Lely hook tine.

Due to its trailing position and innovative design, the Lotus hook tine is far more flexible than conventional tedder tines. The tine follows the contours of the sward so as to eliminate damage to the sward and contamination of the crop. Lotus tedders can be angled forward; this reduces the space between the rotors to a minimum to ensure that the whole crop is tedded in an even manner.

Grip on the crop

The Lotus tedder operation is fundamental in achieving timely harvesting and optimum forage quality. The Lotus tedder range are unequalled in their ability to achieve this due to their unique hook tine and ultimate stability.

Due to their position and shape the hook tines have exceptional control of the crop giving unrivalled capacity. With each rotor rotation Lely tedders can move approximately 50% more crop than conventional straight tined tedders. Combined with their robust construction greater forward speeds are possible.



tstanding output and an



Low r.p.m.; extra benefit

If tedding is done too aggressively, the loss of crop material can be seen immediately by all the dust that is thrown up. This is to do with the effect of the tedder tines on the crop. Decisive factors are: rotation speed of the tines, their position as well as the amount of steel that is in contact with the crop.

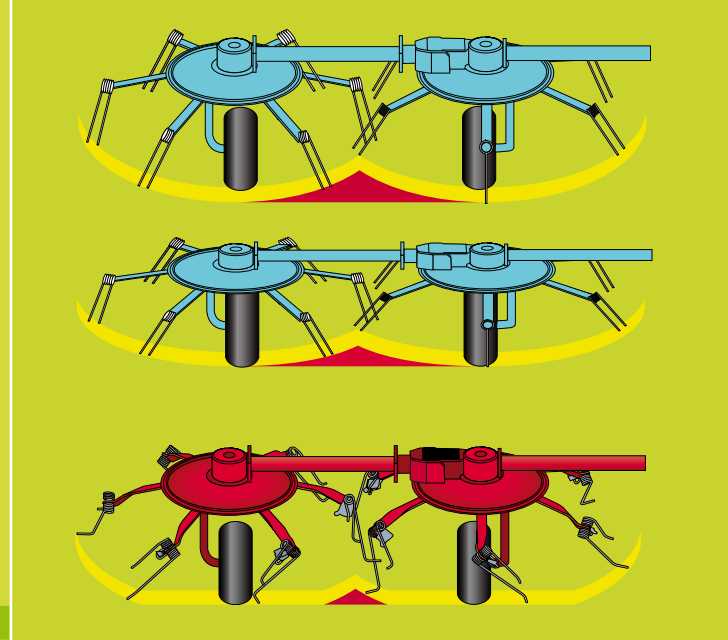
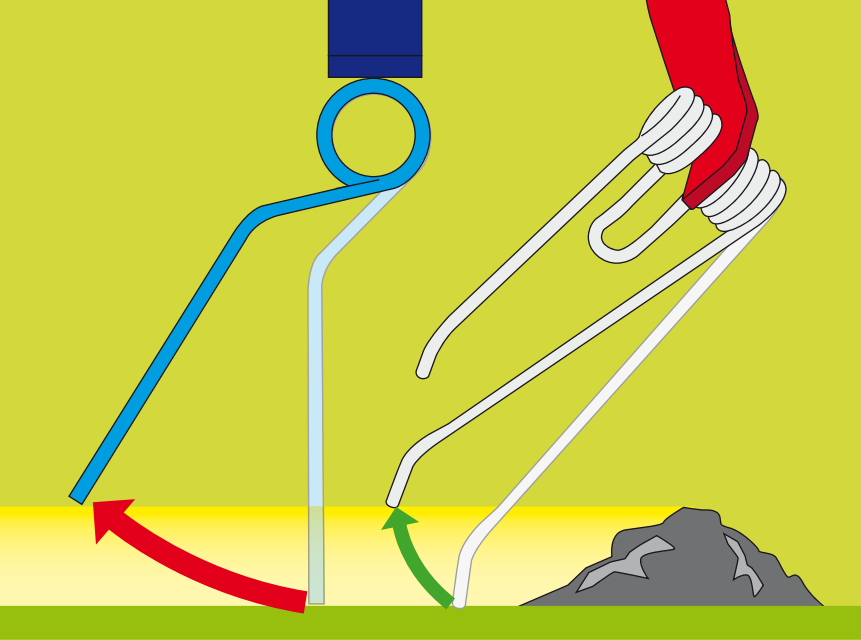
Due to the trailing tine position the crop material gains speed more gradually than those tedders fitted with straight tines. The tedder is ideally operated between 400 and 450 r.p.m. Due to the nature of the hook tines there is less crop contact but where the rotors overlap the separation of the crop material is much greater. Resulting in a very high backwards speed.

Best drying

The greater the distance the crop covers in the air, the better the rotating action. After all, wet crops are heavier than dry crops; they are therefore thrown further away and come to rest on top of the dry crop. The position of the double hook tine, the special tine angle as well as the steep position of the rotors ensure an unrivalled backward speed and a long 'flight' for the crop.

To further strengthen the rotating effect, the top tine is shorter than the lower one. The speed of the – drier – crop parts that are on top is lower. This further increases the difference in speed as compared to the wet crop and makes the final tedding result even better.





Effective tedding, irrespective of rotor size

Lely tedders with their unique hook tines have the big advantage due to their great flexibility and the trailed position of the tines, a slight pre-tension can even be applied to the ground. This means that the rotor can be angled relatively far forwards under all conditions, which improves the tedding results. The gap between the rotors where the tines cannot reach is consequently narrower, therefore allowing the rotor to operate at the correct tedding angle.

Even with the larger rotors, the crop pick up is therefore assured, without negatively affecting the tedding and the rotary action.

Long crops

For long grass, a larger diameter rotor is an advantage. Due to the larger circumference, the distance that the material travels is greater, giving the tines more 'time' to disentangle the grass. A good example is the Lotus 600, which performs particularly well in rough and long material.



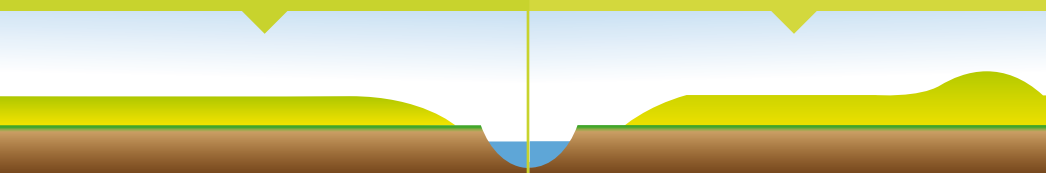
Side tedding with the Lely Lotus tedder

For tedding along field borders and ditches, the tines of the outer rotor are put in the innermost position. The tines of this rotor will then throw the grass away from the edge. This means the field borders remain clean and the grass is perfectly distributed. Other ways of side tedding, such as an angled position, produce uneven drying due to swath formation.

Comparison side tedding

Lely Lotus System.

System with an angled position.



Flexible tines ensure clean crops

The Lotus tines are very flexible due to the rearward angle, the special materials and also the five coils. Compared to straight tines, only a small amount of energy is required to flex them. It is even better for the tines to apply a slight pre-tension onto the ground because the crop is picked up more effectively, while in addition the rotor position can be adjusted more abruptly without causing any contamination.

Contamination

Contamination (a high soil content) is eliminated by the correct working height settings. Working too low or with restricted ground contour following of the rotor frames are often reasons for contamination such as soil, dried fertiliser or clumps of grass in the silo. This can be eliminated by good adjustment of the tedder, flexible tines and making sure you have an effective, unrestricted ground contour following system.



Elimination of crop loss

The rotors of the Lotus tedders rotate at relatively low revolutions; hence loss of crop is avoided. Furthermore, the trailed position of the tines is very gentle on even the driest of crops.



Easy adjustment

In varying working conditions it is important that the tedding angle and working height can be adjusted quickly and easily. With the Lotus tedders, the tedding angle is set by adjusting the ground wheels. A pin ensures easy adjustment of the ground wheels in five positions. The working depth is then adjusted by extending or reducing the length of the top link or using the wind handle.



No awkward crop winding

The AWS Anti crop-Winding System fitted to all Lotus models offers a highly effective solution, in that grass can no longer wind itself around the ground wheels. Grass falling from the wheels lands in a specially shaped curve in the wheel axle, after which it falls to the ground.

Lotus hook tine + stability = speed

Lely Lotus tedders have a far higher output than competitive machines. This is notably due to the Lotus hook tine and its ability to adjust quickly and to move large volumes of grass. That is not the end of the story, though; the tedder itself also needs to be able to ensure a high working speed.





Swaying

A frequently occurring problem with tedders that only have one single pivoting point and shock absorbers that are prone to wear is "swaying". At speeds above 6 kph these types of tedders tend to be put out of balance by unevenness in the field or by large differences in the crop. This means: having to stop and then carrying on. Evidently, output is then seriously affected.

Stabilo – guaranteed non-stop output

Mounted Lotus tedders do not have this problem because they are firmly controlled by the Stabilo steering system. Instead of only one pivoting point, Lely tedders are equipped with a staggering four pivoting points and two connecting beams. Due to this triangular construction, a theoretical pivoting point is created half way along the tractor. The length of the "arm" of the Stabilo steering device is therefore greater and hence the steering device is always in control of the tedder. The tedder cannot swerve, even under poor crop or field conditions. At the same time, the four pivoting points and the two connecting beams ensure that the tedder follows the tractor perfectly around bends or at field headlands.



Lotus trailed carriages

The trailed Lotus tedders are not fitted with a Stabilo steering device, but the draw bar of these models fulfils the same function. The carrier is long enough and therefore the tedder itself is never stronger, so that it cannot move away or sway.



Special locking system

To increase the durability of the tedder as well as operational ease for the tractor driver, the Stabilo steering device is fitted with a special locking system. The Lotus tedder is instantly locked in place when it is lifted. As soon as it is lowered and the tedder touches the ground, the lock is released immediately.

Lely Lotus – sustainable technology ensures a low cost-price

It is generally known that Lotus tedders have a high trade-in value. This is due not only to the unrivalled output for which the machines are well known, but without doubt also to the durable construction of the tedders. Lotus tedders have an outstandingly reliable drive system, which in recent years – just like the well thought-out frame construction – has been continually improved.

Heavy drive line

Both the trailed and mounted tedders feature reliable and proven drive systems. The pivoting points are incorporated in the heavy cast housing. The drive line bridges these pivoting points with double universal joints. These double universal joints ensure that the tedder can rotate in all positions. The universal joints require little maintenance; the grease nipples are easily accessible because they are located on the outside.



Extra powerful drive line

The Lotus 600, 900 and 1020 have an extra powerful drive line because these tedders are fitted with eight elements on one line or – as with the Lotus 600 – are fitted with rotors with eight tine arms. With this extra powerful drive, the ultimate power transmission is greater; hence the drive shafts with double universal couplings rotate at double the rpm, which halves the load. The pivot points are extra heavy-duty and fitted with hardened bushes.



More than just a protection bracket...

All the brackets are connected to each other in line with the drive line. Together with the bracing rods in the brackets this delivers an extremely strong construction. High forward speeds can therefore be combined with durability and with Lely you can go further than with any other make of machine.



Flexible tine attachment

The special method of attaching Lely hook tines protects the tines from metal fatigue because stresses in the materials are eliminated. The special clip-on attachment keeps the tine in the correct position whilst two bushes in the coils keep the tine firmly in place. The flexible hook tines consequently utilise the whole coil for the many movements made by the tine. Securing the tines with bolts provides a great deal of extra stress and inevitably leads to broken tines. This is often solved by using thicker and therefore less flexible tines. The special positioning and the unique method of attachment ensure that Lely tines are as thin and therefore as flexible as possible!





Our experience can't be bought – that's why you get it for free!

You work with our machines in the great outdoors, an environment that is greatly influenced by the soil, weather and other external factors. New challenges are presented to machines every day. If you run into a problem it is essential that any breakdowns resulting from damaged parts are limited to an absolute minimum. It is for this reason that our dealers are geared up to respond rapidly, so that your activities can be resumed as soon as possible. They hold stocks of the most essential parts and have the expertise needed to get the machine in question performing optimally again. Furthermore, they can rely on the back-up of the Lely organisation seven days a week. So opting for Lely entails more than just choosing a machine. We ensure that your forage harvesting goes smoothly.





Lely Lotus



Stabilo



770 P-900-1020



1500



Combi

Lely Lotus Stabilo

The range of tedders with three point linkage offers a wide choice of working widths to suit any dairy farm. The Stabilo tracking device ensures the most stable machine run during tedding as well as in corners. Durability and output are guaranteed.

TECHNICAL SPECIFICATIONS

LOTUS	520	600	675	770	770+
Working width (m)	5.20	6.00	6.75	7.70	7.70
Weight (kg)	690	820	960	1,000	1,035
Power required (kW)	40	44	48	55	55
Tine arms	4 x 6	4 x 8	6 x 6	6 x 6	6 x 7
Linkage (cat.)	II	II	II	II	II

Lely Lotus trailed tedders

Unique tedders with 6 or 8 tedding rotors and fitted with the Lely "carriage" system. The rugged construction ensures good ground contour following and stability throughout the entire tedding operation. In the transport position, the carriage provides full support to the tedder.

TECHNICAL SPECIFICATIONS

LOTUS	770 P	900	900 Profi
Working width (m)	7.70	9.00	9.00
Weight (kg)	1,450	2,000	2,100
Power required (kW)	37	40	40
Tine arms	6 x 6	8 x 6	8 x 6
Linkage (cat.)	draw bar	draw bar	II

TECHNICAL SPECIFICATIONS

LOTUS	1020	1020 S	1020 Profi
Working width (m)	10.20	10.20	10.20
Weight (kg)	2,180	2,160	2,240
Power required (kW)	44	44	44
Tine arms	8 x 7	8 x 7	8 x 7
Linkage (cat.)	draw bar	draw bar	II

Lely Lotus 1500

The smartest, fastest and strongest tedders at this point of time! These tedders, fitted with twelve rotors, are outstandingly easy to use and ruggedly built. The Profi model features a special drive and linkage headstock. Due to its intelligent hydraulic system, the 15 m wide tedder can be folded in and out quickly and easily.

TECHNICAL SPECIFICATIONS

LOTUS	1500	1500 Profi
Working width (m)	15.00	15.00
Weight (kg)	3,450	4,070
Power required (kW)	73	73
Tine arms	12 x 7	12 x 7
Linkage (cat.)	draw bar	II

Lely Lotus Combi

The unique Lotus Combi tedders with two or four tedding rotors provide an effective concept for tedding and windrowing with just one single machine. For windrowing, swath forming cadges are fitted and the tine position is also changed.

TECHNICAL SPECIFICATIONS

LOTUS	300 Combi	600 Stabilo Combi
Working width (m)	3.00	6.00
Weight (kg)	330	930
Power required (kW)	26	44
Tine arms	2 x 8	4 x 8
Linkage (cat.)	II	II



Lely Lotus Stabilo

Good tedding gives control of the drying process for an even crop. A powerful operation is crucial and this is not merely a matter of working width. After all, Lely hook tines can process at least 1.5 times as much grass compared to tedders with straight tines. This means that a tremendous output, even with a relatively small three point linkage mounted tedder, can be achieved. Lely Lotus Stabilo three point linkage mounted tedders have been well proven over many years. Due to the wide range of sizes available farms from small to large can benefit from the Lely Lotus Stabilo's unparalleled abilities. A Lotus Stabilo guarantees optimum fodder quality, high output and timeliness.



Hook tine + Stabilo = maximal output

Due to the unique design of the Lely hook tine tedders should be able to be used at speeds exceeding 15 km/h. All Lotus tedders are designed and constructed to make this possible. The three point linkage mounted tedders especially benefit from the reknown Stabilo steering concept which ensures optimum stability allowing high forward speeds.

Four pivot points ensure full control

Three point linkage mounted Lotus tedders are fully controlled by the Stabilo steering device. This consists of four pivot points and two connecting beams. The resulting trapezium configuration means that the unit always tracks to the centre of the tractor and also ensures no resultant swaying action.

Easily manoeuvrable around bends

The four pivoting points and the two connecting beams of the Stabilo steering device also ensure that the machine follows the tractor 'true to track' in bends or on headlands. Due to its intelligent design, the tedder negotiates all bends easily and without the wheels wringing, even when operating on slopes.

Immediately locked upon lifting

When the machine is lifted it is automatically locked in its present position. This prevents the tedder from seeking the central position with a jolt thereby enhancing driver comfort, extending unit life and avoiding instability on slopes.

Safe and efficient transport

All Lotus tedders are folded into the transport position via a double-acting hydraulic ram.

This give a transport width of 3 m. The Lotus 675 and 770 models have extra support and locking systems ensuring safe transport. Due to the tedder position during transport and the innovative brackets even tractors with the largest rear tyres can be used.





Space for large wheels

The renewed construction of the protection brackets makes it possible even for the largest tractors to negotiate sharp bends.

Special locking

Immediately upon lifting the machine, it is locked.

Always stable

Even when operating in awkward crop or field conditions, the tedders cannot sway.



The smallest tedder for three-point linkage

The Lotus 300 is a three point linkage mounted two rotor design that is the only Lely tedder not to include the Stabilo steering system. Like its bigger brother the Lotus 600 this tedder can also be used for windrowing hence its combi denomination.

Reliable four-rotor 'work horses'

There are two three point linkage mounted four rotor models of which the Lotus 520 Stabilo – with six tine arms per rotor – is the narrowest with its 5.20 m working width. When folded for transport, the Lotus 520 has an overall width of 2.55 m.

The Lotus 600 Stabilo has a 6 m working width and features an extra-rugged driveline. The tedder has large rotors, each fitted with eight tine arms. Also due to its ample crop clearance and rugged construction, the Lotus 600 model is the best choice for tedding long and heavy crops. Please refer to page 32 for more information about the Lotus 600 Stabilo as a Combi model.

High output six-rotor tedders

The Lotus 675 has a 6.75 m working width and is fitted with the smallest rotors within the Lotus range. The rotors of the Lotus 770 and 770 Plus models have a larger diameter. Both models have a 7.70 m working width; the rotors of the Plus model are fitted with seven tine arms instead of six.

Technical specifications

LOTUS	Stabilo 520	Stabilo 600	Stabilo 675	Stabilo 770	Stabilo 770 +
Working width (m)	5.20	6.00	6.75	7.70	
Number of rotors x tine arms	4 x 6	4 x 8	6 x 6		6 x 7
Weight (kg)	690	820	960	1,000	1,035
Power required (kW/Hp)	40 / 55	44 / 60	48 / 65	55 / 75	
Transport width (m)	2.75	3.00	2.80	2.95	
Transport length (m)	2.20	2.00	2.20	2.20	
Transport height (m)	2.60	2.80	3.30	3.65	
Tedding angle (approx.)	10° - 17°				
Angle adjustment	4 positions under rotor				
Height adjustment	top link				
Linkage (cat.)	II				
Hydraulic requirements	1x DA with floating position				
Rotor tyres	4x 16/6.9-8 (6-ply)		6x 16/6.9-8 (6-ply)		
PTO speed (rpm)	400 - 450 (max. 540)				
Forward speed (km/h)	max. 15				
Stabilo headstock	S	S	S	S	S
Overload protection	S	S	S	S	S
Lighting	O	O	O	O	O

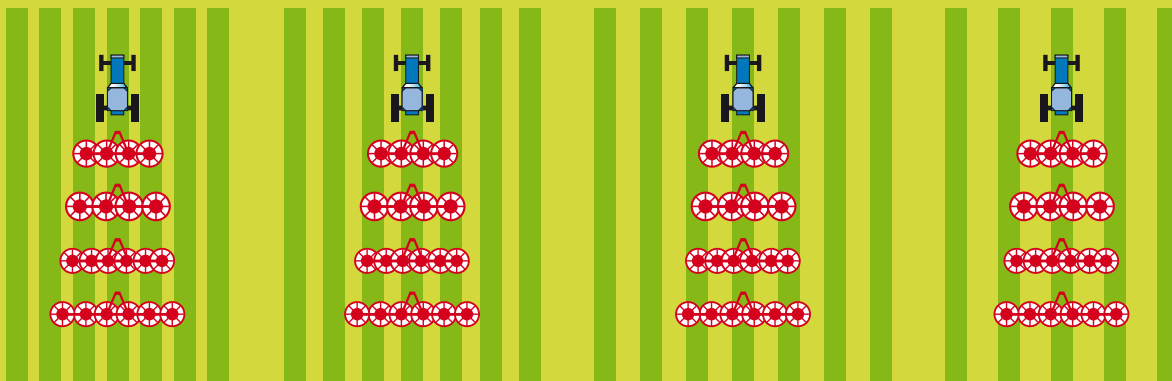
S = Standard / O = Option / X = Not available on this machine

Mower 2.00 m

Mower 2.40 m

Mower 2.80 m

Mower 3.20 m



Lotus 520

Lotus 600

Lotus 675

Lotus 770

Tedding swaths

If mowing takes place without a wide spreading kit, then it is important that the width of the tedder matches the mowing and swath width. The big advantage of the Lely tedder is that it is less crucial that a swath comes out exactly between two rotors. The hook tines still have sufficient ability to spread the crop effectively. Tedding three swaths from a 240 mower with a Lotus 600 is therefore very possible. In the table, you can clearly read off which tedder is most appropriate for your mower.



Lely Lotus 770 P-900-1020

When introducing these machines, Lely showed an 'idiosyncratic' view on the future of tedders; that approach is one of the reasons why Lotus tedders are number 1 when it comes to tedding capacity and quality. The experience that has been gained with the Lotus models 1325 and 1020 since 1997 has formed the basis for the concept of this range of trailed Lotus tedders. Consequently, these machines stand out because of their ease of control, durability and output.



The length of the frame is greater than half of the working width of the tedder and hence – similarly to the Stabilo headstock – ‘swaying’ of the machine is prevented.

The Lotus transport carrier – vital to transport and operations

The trailed Lotus tedders are therefore unique, due to the construction of the trailed carriage frame. The long carriage frame links the tedder to the tractor and serves as a transport carrier. In the field the carriage runs on wide tyres in front of the rotors so that the rotors can move freely and are not hindered by raised wheels or other transport solutions. During tedding operations the transport wheels function as height wheels for the rotor frames. The wheels are close to the rotor frames and therefore guarantee a constant working height.

Ideally suited to any ground contour

The coupling of the rotor frames to the transport frame is constructed so that the tedding angle and working height always remain constant. The floating rotor frames have all the room they need to follow the contours of the field perfectly and they do not have to carry the weight of the raised transport frame. Both the rotors and the drive line have ample room for perfect ground contour following.

Exceptionally convenient on headlands

Unique to all trailed Lely Lotus tedders is its ease of use on headlands. Though the machine normally stays on the ground, it is very easy to raise and lower it. Ideal for smaller, sloping fields and driving quickly to the next field. In no time you benefit from more than ample clearance!

The best transport system – quick as well as stable

Due to the trailed frame and the robust draw bar, trailed Lotus tedders can be extremely compactly folded parallel to the draw bar. A low transport height is therefore achieved and at the same time a remarkably low centre of gravity; fast and stable transport is therefore guaranteed. Lighting and signboards are part of the standard equipment of these machines.



Easy headland position.





Lely Lotus 770 P – a tremendous output for smaller tractors

The Lotus 770 is a simple concept where the drive train of the tried and tested Lotus 770 Stabilo – with six rotors, each with six tine arms and combined with the carriage frame of the Lotus 900 and 1020. The Lotus 770 P is perfect for cattle farmers who wish to cover a relatively large working area with a small tractor. The handy headland position makes the tedder ideal for small fields.

Clever hydraulic system

The operation of the 770 P is a prime example of innovative thinking, because the whole tedder can actually be operated with one double-action hydraulic function. Both raising into the headland position and unfolding the tedder can be operated with the same joystick.



Transport position

To ensure durability, the tedder is fully supported by the carrier during transport. Lighting and safety signs are part of the standard equipment.



Adjusting the working height

The 770 P has a bolt-and-hole arrangement for adjusting the working height. For easy adjustment, the rotating support leg can be used – in the unfolded position – to raise the tedder a little.





Lely Lotus 900 and 1020 – simple yet rugged machines ensuring plenty of output

Both tedders are fitted with eight rotors and are available in different versions and models, with various couplings and working height adjustment. The standard models of the Lotus 900 and 1020 are fitted with a bolt arrangement for adjusting the working height. Experience has taught us that a trailed tedder often needs to be set up only once, so that minor differences in hitching height are not noticeable.

Easy working depth adjustment due to wind handle

In order to use different tractors with large differences in draw bar height or in highly variable field conditions, the Lotus 1020 S is fitted with a wind handle for height adjustment. With this wind handle it is possible to infinitely adjust the whole machine in no time.

Coupling

The trailed Lotus tedders are always easy to couple and dismount. The Lotus 770 P, 900 and 1020 are fitted with a rotating parking jack for easy adjustment to the correct height for the draw bar of the tractor. The 900 Profi and 1020 Profi models are coupled parallel to the draw bar, so that lowering a parking jack is sufficient.



Working depth adjustment by means of bolts.



Infinite wind handle adjustment.





Lely Lotus Profi – with a smart steering device

The Lotus 900 and 1020 models are also available as Profi models. The tedders are fitted as standard with a wind handle and a special linkage. Major benefit

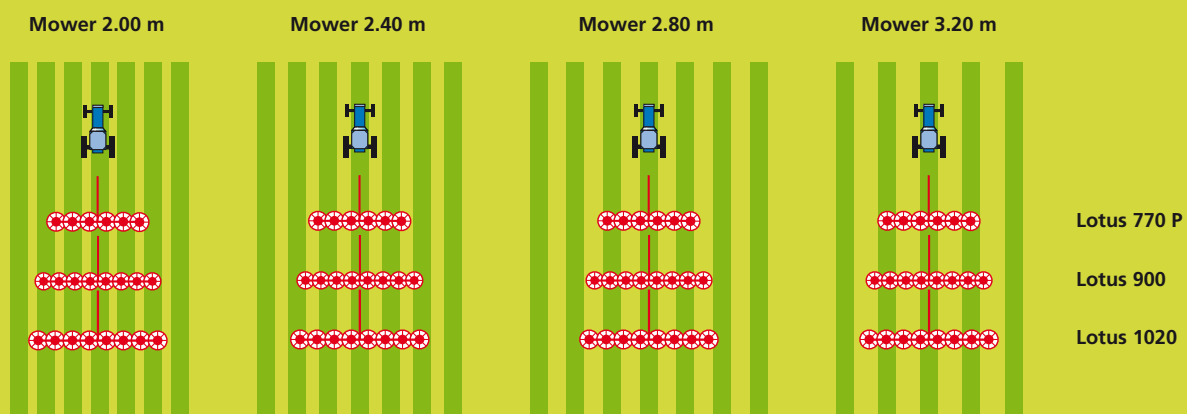
of this linkage: the machine is a metre shorter and, because the pivot point is moved to the rear, it runs very near track-following behind the tractor. The latter is particularly convenient in situations where there is minimal room to manoeuvre.



Technical specifications

LOTUS	770 P	900	900 S	900 Profi	1020	1020 S	1020 Profi
Working width (m)	7.70		9.00			10.20	
Number of rotors x tine arms	6 x 6		8 x 6			8 x 7	
Weight (kg)	1,450	2,000	2,030	2,110	2,180	2,160	2,240
Power required (kW/Hp)	37 / 50		40 / 55			44 / 60	
Transport width (m)	3.00		2.95			2.85	
Transport length (m)	4.65		6.20		5.20	6.30	5.20
Transport height (m)	2.75		2.75			2.95	2.90
Tedding angle (approx.)	10° - 17°						
Angle adjustment	4 positions under rotor						
Height adjustment	4 positions	5 positions	infinite		5 positions	infinite	
Linkage (cat.)		draw bar		II	draw bar		II
Hydraulic requirements	1x DA with floating position	1x DA with floating position + 1x SA					
Rotor tyres	8x 16/6.90-8 (6-ply)						
Transport tyres	2x 10/75-15.30 (8-ply)						
PTO speed (rpm)	400 - 450 (max. 540)						
Forward speed (km/h)	max. 15						
Transport speed (km/h)	max. 40						
Pull eye linkage	S	O	O	X	O	O	X
Top eye linkage	X	O	O	X	O	O	X
Wide tyres 15/55-17 10-ply	X	X	X	O	O	O	O
Overload protection	S	S	S	S	S	S	S
Lighting	S	S	S	S	S	S	S

S = Standard / O = Option / X = Not available on this machine





Lely Lotus 1500

To ensure quality, expanding dairy farms prefer to harvest their crops as quickly as possible. The labour factor is becoming increasingly important when weighing up the advantages or disadvantages when purchasing machines or hiring agricultural contractors. This tedder combines high capacity with ease of operation and durability. It is by far the smartest, fastest and strongest tedder available today.



Unrestricted ground contour following system increases deployability

The 12 rotors of the Lotus 1500 encompass a working width of 15 m (almost 50 feet), which means that, on uneven or hilly terrain, a considerable difference in height may need to be bridged. In order to provide perfectly clean fodder under such circumstances, the tedder must be able to follow field contour patterns closely and without effort. For this reason, the Lotus 1500 is equipped with an unrestricted ground contour following system and has an immense freedom of movement in the drive line and the subframe.

No capacity without stability

The Lotus 1500, like every other trailed Lotus tedder, has ground wheels for the 12 tedder elements and a relatively long draw bar. This results in an unrestricted ground contour following system and a high degree of stability. In transport, this draw bar serves as a carrier for the tedder.

Transition to a width of 15 m (almost 50 feet) in 40 seconds

By smart use of its hydraulic capabilities, the machine can fold in quickly and easily. This is done by operating a double-acting ram to move the machine out of its transport supports, and subsequently operating an other double-acting ram to fold the machine out fully.

Fast transition to headland position

With one quick operation, the whole tedder with its width of 15 m (almost 50 feet) can be brought into the headland position. Ease of operation at its best for quick reversing or for just crossing over a ditch!

Compact transport capabilities

As a result of the way the machine folds in – the two elements on each side of the tedder fold inwards into themselves precisely – the Lotus 1500 has a low centre of gravity and requires only little space on the road and for parking. During transport, the machine is secured for safety.





Profi coupling for improved turning, and double drive system for performance under extremely difficult circumstances.

Interconnected hoop guards strengthen the construction as a whole.

Simple and continuously variable adjustment of the working depth.



Coupling through the draw bar

The standard model of the Lotus 1500 is equipped with a coupling in the lower or upper draw bar. The slimline construction offers ample room for sharp turns, while the tedder is driven smoothly via a wide-angle coupling.

Reliable drive system for high-capacity performance

Due to the high driving speeds during tedding and the width of the machine, drive line protection is an absolute necessity. For this reason, the Lotus 1500 is provided with a cam clutch.

Profi – optimum performance in the heaviest conditions

The well-proven drive line of the Lotus 1500 Profi includes two gearboxes rather than one (standard model). The Profi model is driven by two PTO shafts with cam-type couplings, which are engaged quickly, one after the other, in case of a blockage. A claw clutch between the drives ensures that the two drives can operate independently without the rotors catching.

The unique thing about this system is that 35% more power can be transferred during tedding while the machine's overload safety is approx. 25% lighter in respect of the standard Lotus 1500, making this machine the true Profi for extremely heavy crops.

Profi for easy turning


Thanks to the Profi coupling, the pivoting point lies substantially further towards the rear of the machine, enhancing the tracking capability of the tedder. This is particularly advantageous when driving the combination on small roads and when negotiating narrow field entrances.

Technical specifications

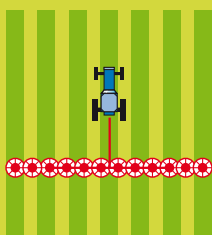
LOTUS	1500 S	1500 Profi
Working width (m)	15.00	
Number of rotors x tine arms	12 x 7	
Weight (approx.) (kg)	3,450	4,070
Power required (kW/Hp)	73 / 100	
Transport width (m)	3.00	
Transport length (m)	6.30	
Transport height (m)	2.90	
Tedding angle (approx.)	10° - 17°	
Angle adjustment	5 positions under rotor	
Height adjustment	infinite	
Linkage (cat.)	draw bar	II
Hydraulic requirements	1x DA 1x DA with floating	
Rotor tyres	12x 16/6.50-8 (6-ply)	
Transport tyres	2x 15/55-17 (10-ply)	
PTO speed (rpm)	400 - 450 (max. 540)	
Forward speed (km/h)	max. 15	
Transport speed (km/h)	max. 40	
Pull eye linkage	S	X
Top eye linkage	O	X
Wide tyres 15/55-17 10-ply	S	S
Overload protection	S	S
Lighting	S	S

S = Standard / O = Option / X = Not available on this machine

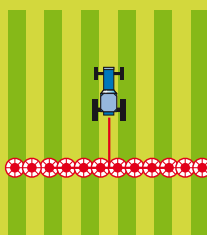
Mower 2.00 m




Mower 2.40 m



Mower 2.80 m



Mower 3.20 m



Lotus 1500



Lely Lotus Combi

The Lotus models 300 and 600 Combi have clearly proved that two different operations can be performed very well by the same machine. Lotus Combi machines have been successfully deployed for years, particularly for haymaking and dry silage. The Lotus 300 Combi and 600 Combi models may be a compromise, but they deliver excellent results!



Special hook tines for the best results

By fitting Lotus Combi tedders with special hook tines, the potential of these machines is increased. The black Combi tines are slightly less angled and they therefore release the crop somewhat earlier, making it easy to produce swaths.

Swath-formers for a perfectly finished swath

Combi tedders are fitted with special cages, which act as swath-formers. The Lotus 300 Combi is fitted with two cages, whereas the Lotus 600 Combi has four cages and produces two swaths. The airy, even swaths are ideal for baling.

Tedding

The infinite adjustment of the spreading angle ensures that the crop can be carefully tedded out under all conditions. Even wet "lumps" are gently and completely pulled apart, while the grass underneath is thrown on top due to the thorough yet gentle action of the tines. As a result, the drying time of the crop is considerably reduced.

Raking

The swath formers of the Lotus Combi ensure an even, airy swath. The swath width is quickly and easily adjusted according to the volume of grass and following machine. The spring steel tines of the cages with their nylon tips smooth out the crop in the swath to help keep moisture out.

Spreading swaths

The Lotus Combi can easily spread out swaths. The contra-rotating hooked tines have a large overlap and pull apart any wet clumps, ensuring thorough spreading for maximum exposure to the sun and wind.





Moving swaths

Moving swaths is yet another job that the Lotus Combi can do. The crop is gently pulled apart and laid onto dry ground in even swaths.

Swaths to size

To form swaths, the cages are fitted to the machine. These cages can be set at different positions so that the desired swath width can easily be adjusted according to the volume of the crop. This enables fine, wide swaths to be made so that pick-up wagons or round balers can pick up the grass properly and operate at maximum output.

Headland spreading

When spreading alongside ditches or fences, the outermost tines are set in the innermost position, avoiding the crop being thrown into the hedge or ditch. In addition, one swath former can be used at the far end, if preferred.

Manoeuvrable

The frame of the Lotus model 300 is linked to a simple three-point headstock with a steering system for quick turning on headlands. The Lotus Combi 600 model is fitted with a Stabilo steering device. Even at high speeds, this steering system guarantees stable performance. The Stabilo headstock automatically locks into position when the machine is lifted.

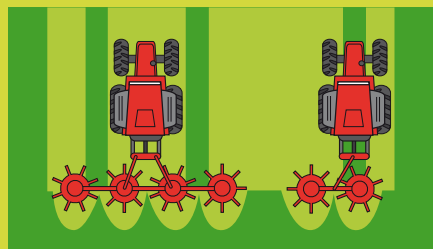
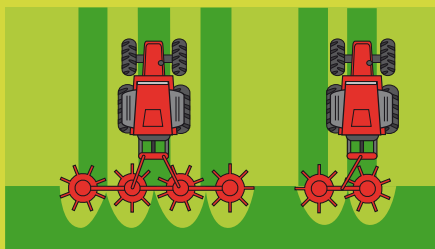
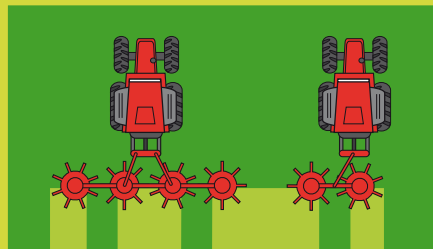
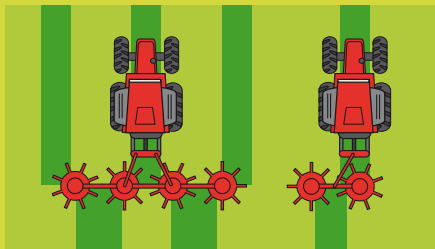
Efficient and safe transport

Both Lotus Combi models can be put into the transport position quite easily. The 300 model is pivoted centrally behind the tractor and locked with a pin. The 600 model is hydraulically folded. Its length is considerably reduced by pivoting the windrow cages on top of the machine.

Technical specifications

LOTUS	300 Combi	600 Stabilo Combi
Working width (m)	3.00	6.00
Number of rotors x tine arms	2 x 8	4 x 8
Weight (kg)	330	930
Power required (kW/Hp)	26 / 35	44 / 60
Transport width (m)	2.55 / 2.75	3.00
Transport length (m)	2.10	2.00 / 2.60
Transport height (m)	2.30	2.80
Tedding angle (approx.)	10° - 17°	
Angle adjustment	4 positions under rotor	
Height adjustment	top link	
Linkage (cat.)	II	
Hydraulic requirements	1x DA with floating position	
Rotor tyres	2x 16/6.9-8 (6-ply)	4x 16/6.9-8 (6-ply)
PTO speed (rpm)	400 - 450 (max. 540)	
Forward speed (km/h)	max. 15	
Stabilo headstock	X	S
Overload protection	O	S
Combi set	S	S
Lighting	X	O
Stabilo extension kit	X	O

S = Standard / O = Option / X = Not available on this machine





Live Life Lely

Since its establishment, Lely has always been committed to improving the quality of life of agricultural entrepreneurs as well as the future of the sector. In addition, the company is innovative in its products as well as its concepts for marketing and distribution.

- Lely is committed to helping farmers ahead of market developments.
- Lely always supplies the most innovative products to farmers and contractors.
- Lely provides customers with optimum customer service.
- Everything Lely invents will always serve to make life easier for the benefit of both man and animal as well as providing joy to all our employees.

In short: we at Lely do our work in order to serve farmers and to make their lives as enjoyable as possible. From grassland machinery to the automatic milking system, Lely thinks with the farmer and has offered him innovative solutions for the past 60 years.



Lely really cares for the environment.

Lely, Astronaut, Astri, Atlantis, Attis, AWS, C4C, Calm, Caltive, Commodus, Compedes, Cosmix, Discovery, F4C, Fertiliner, Gravitor, Grazeway, Hibiscus, Hubble, Juno, L4C, Lely Center, Lelywash, Lotus, Luna, Nautilus, Orbiter, Qwes, SAE, Shuttle, Splendimo, Storm, T4C, Tigo, Viseo, Voyager, Walkway and Welger are registered trademarks of the Lely Group. The right of exclusive use belongs to the companies of the Lely Group. All rights reserved. The information given in this publication is provided for information purposes only and does not constitute an offer for sale. Certain products may not be available in individual countries and products supplied may differ from those illustrated. No part of this publication may be copied or published by means of printing, photocopying, microfilm or any other process whatsoever without prior permission in writing by Lely Holding S.à r.l. Although the contents of this publication have been compiled with the greatest possible care, Lely cannot accept liability for any damage that might arise from errors or omissions in this publication.

