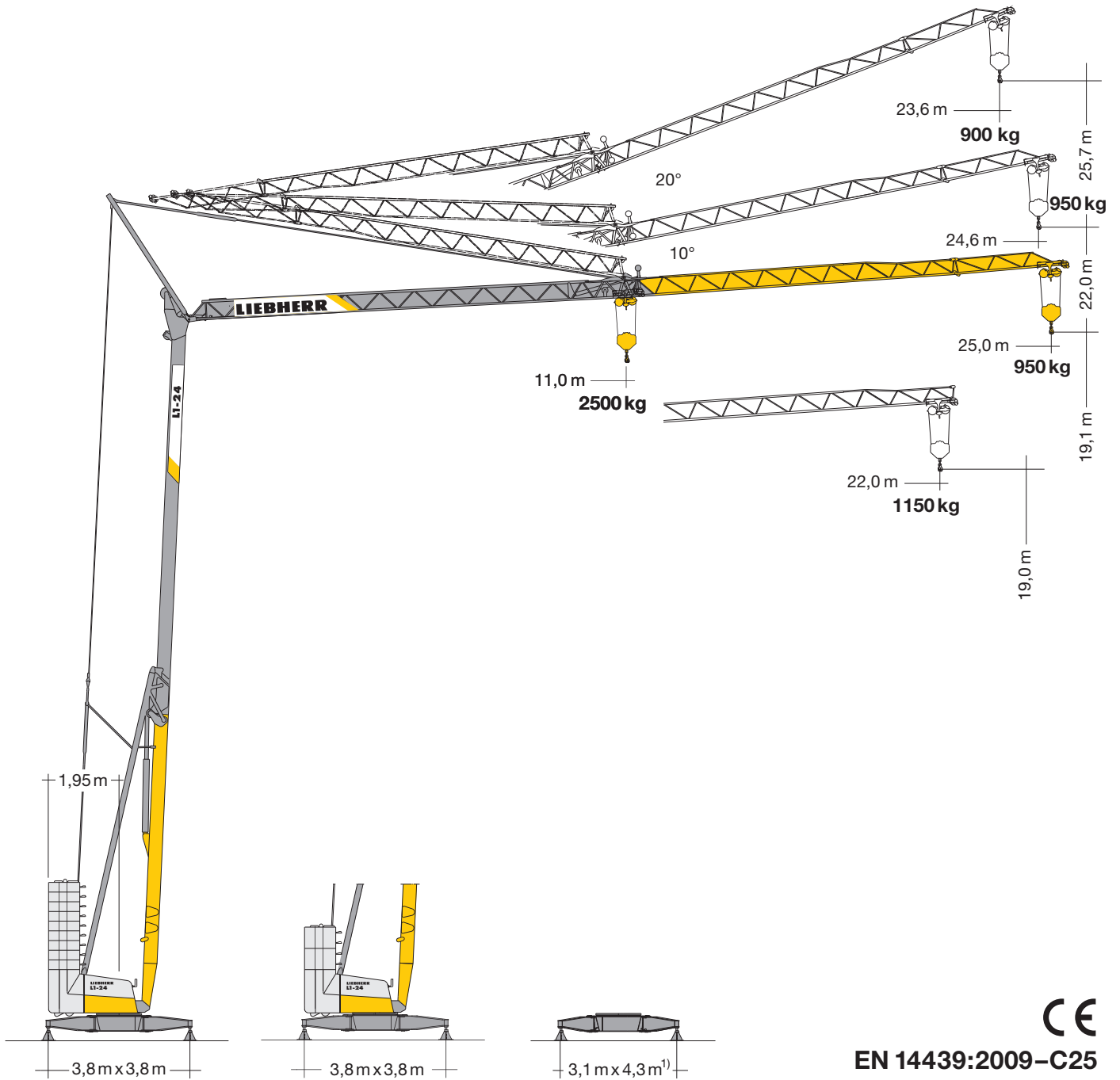


# Turmdrehkran L1-24

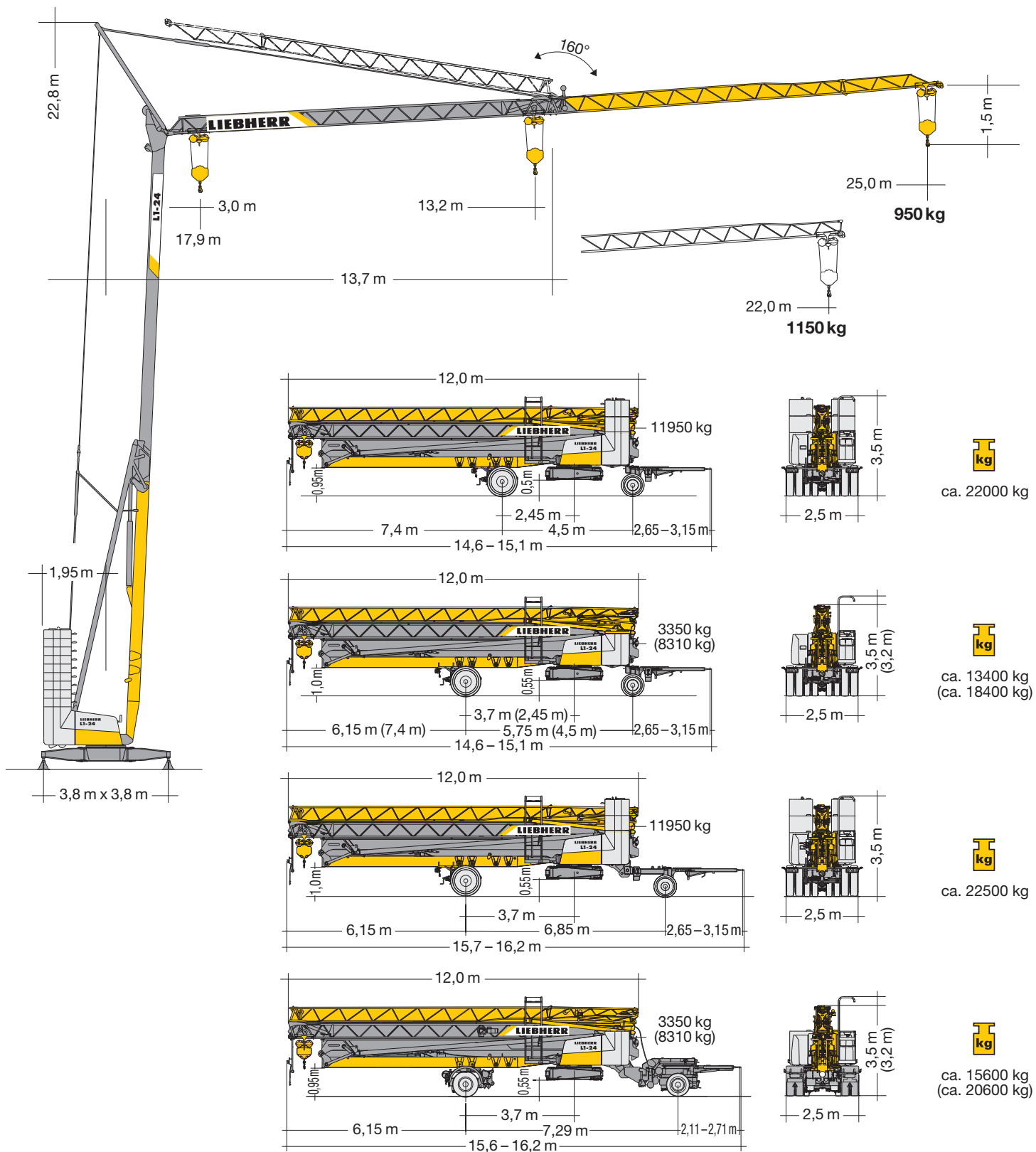
Tower Crane / Grue à tour / Gru a torre / Grúa torre  
Guindaste de torre / Башенный поворотный кран

▶ **25 m**  
**27 m**



EN 14439:2009-C25

# LIEBHERR



## Gewicht

Weight / Poids / Peso / Peso / Pesos / Macca

	11.950 – 12.950 kg <sup>1)</sup>	r = 1,95 m		8100 kg
	15.230 – 15.350 kg <sup>1)</sup>			

# Ausladung und Tragfähigkeit

Radius and capacity / Portée et charge / Sbraccio e portata  
Alcances y cargas / Alcance e capacidade de carga / Вылет и грузоподъемность

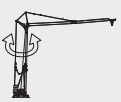


m	m/kg	m/kg																
		10,0	11,0	12,0	13,0	13,2	14,0	15,0	16,0	17,0	18,0	19,0	20,0	21,0	22,0	23,0	24,0	25,0
25,0	3,0 – 11,0 2500	2500	2500	2260	2050	2010	1870	1720	1600	1490	1390	1300	1230	1160	1100	1040	990	950
22,0	3,0 – 11,4 2500	2500	2500	2350	2130	2100	1960	1800	1660	1550	1450	1360	1280	1210	1150			
13,2	3,0 – 9,6 2500	2430	2150	1920	1730	1700												


m	m/kg	Auslegersteilstellung 10° / Elevated jib 10° / Flèche inclinée 10° / Braccio inclinato a 10° Pluma inclinada 10° / Lança inclinada 10° / Положение стрелы под углом 10°																
		10,0	11,0	12,0	13,0	13,1	14,0	15,0	16,0	17,0	18,0	19,0	20,0	21,0	21,7	23,0	24,0	24,6
25,0	3,0 – 15,0 1700	1700	1700	1700	1700	1700	1700	1700	1570	1460	1360	1280	1200	1140	1100	1020	980	950
22,0	3,0 – 15,6 1700	1700	1700	1700	1700	1700	1700	1700	1640	1530	1420	1340	1270	1190	1150			
13,2	3,0 – 13,1 1700	1700																

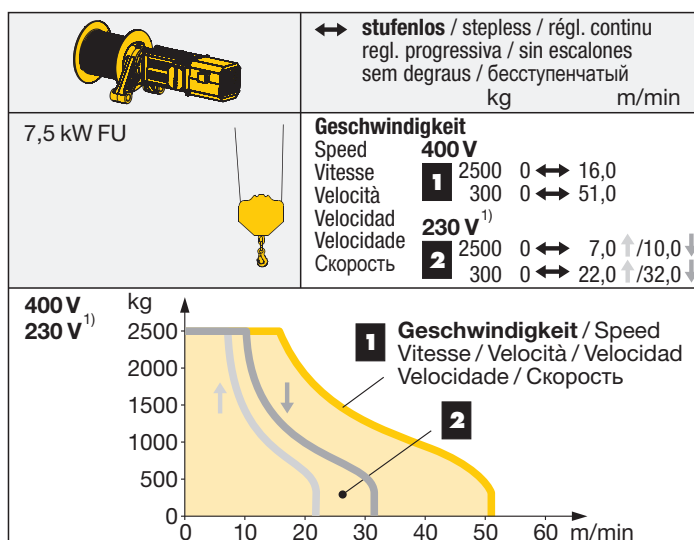
m	m/kg	Auslegersteilstellung 20° / Elevated jib 20° / Flèche inclinée 20° / Braccio inclinato a 20° Pluma inclinada 20° / Lança inclinada 20° / Положение стрелы под углом 20°																
		10,0	11,0	12,0	12,4	13,0	14,0	15,0	16,0	17,0	18,0	19,0	20,0	20,7	21,0	22,0	23,0	23,6
25,0	3,0 – 23,6 900	900																
22,0	3,0 – 20,7 900	900																
13,2	3,0 – 12,4 900	900																



# Antriebe

Driving units / Mécanismes d'entraînement / Meccanismi / Mecanismos / Mecanismos / Приводы

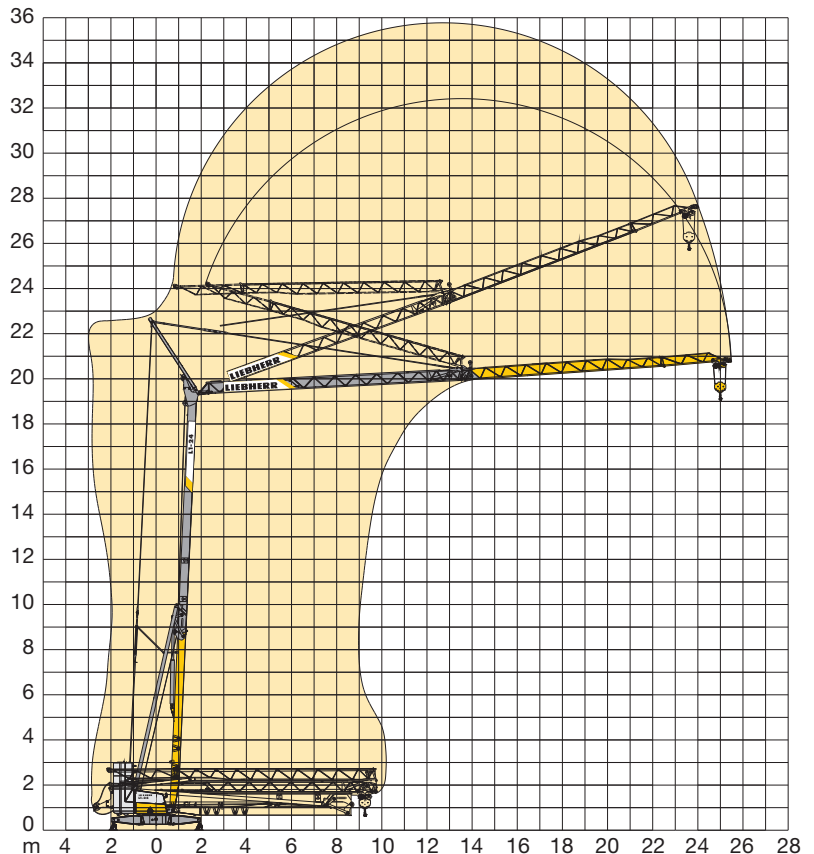
	230 V <sup>1)</sup>	400 V	
	0 ↔ 0,5 sl./min tr./min	0 ↔ 0,8 sl./min tr./min	1,5 kW FU
	0 ↔ 22,0 m/min	0 ↔ 40,0 m/min	2,0 kW FU
	ca. 160°/min.	ca. 160°/min.	1,5 kW

BGL		C.0.05.0022
-----	---	-------------



	230 V	50 Hz	16,0 A
	400 V	50 Hz	11,0 kVA

<sup>1)</sup> siehe Betriebsanleitung. / see instruction manual. / voir manuel de service. / vedi manuale d'istruzione. / ver manual de instrucción. / ver manual de instruções. / см. инструкцию по эксплуатации.



## Kolli-Liste

Packing List / Liste de colisage / Lista dei colli  
 Lista de contenido / Lista de embalagem / Упаковочный лист

Pos. Item Voce	Anz. Qty. Qte.				L (m)	B (m)	H (m)	kg	
1	1	<b>Transportachse vorne L1-Adapter</b> / Road transport axle front Essieux de transport avant / Asse di trasporto anteriore Eje delantero para transporte / Eixo de transporte dianteiro / Транспортировочная ось, передняя	Tra 100 KY 2			3,09	1,24	1,36	600
			Tra 100 KY 6			3,09	1,24	1,36	700
			Tra 100 KY 6 A			3,09	1,24	1,36	700
2	1	<b>Transportachse vorne, H-Adapter</b> / Road transport axle front, H adapter / Essieux de transport avant, pièce d'adapt. H / Assale anteriore, adattatore per H Eje de transporte delantero, adaptador H / Eixo de transporte dianteiro, adaptador H / Транспортировочная ось, передняя, адаптер	Tra 100 KY 2			4,30	1,25	1,31	750
			Tra 100 KY 6			4,30	1,25	1,31	850
			Tra 100 KY 6 A			4,30	1,25	1,31	850
3	1	<b>Transportachse vorne m. Zwischenadapter</b> / Road transport axle front w. adapter / Essieux de transport arrière a. pièce d'adapt. / Assale anteriore con adattatore intermedio / Eje de transporte delantero con adaptador intermedio / Eixo de transporte dianteiro com adaptador intermédio / Транспортировочная ось, передняя, с промежуточным адаптером	Tra 100 KY 2			4,30	1,25	1,31	950
			Tra 100 KY 6			4,30	1,25	1,31	1200
			Tra 100 KY 6 A			4,30	1,25	1,31	1200
4	1	<b>Transportachse hinten, H-Adapter</b> / Road transport axle behind, H adapter / Essieux de transport arrière, pièce d'adapt. H / Assale posteriore, adattatore per H Eje de transporte trasero, adaptador H / Eixo de transporte traseiro, adaptador H / Транспортировочная ось, задняя, адаптер	Tra 120 GY 1 und/and/et e/y/y GY 1 A			1,60	2,50	1,20	1000
			Tra 120 GY 1 und/and/et e/y/y GY 1 A			1,60	2,50	1,20	1000
5	1	<b>Transportachse hinten m. Zwischenadapter</b> / Road transport axle behind w. adapter / Essieux de transport arrière a. pièce d'adapt. / Assale posteriore con adattatore intermedio / Eje de transporte trasero con adaptador intermedio / Eixo de transporte traseiro com adaptador intermédio / Транспортировочная ось, задняя, с промежуточным адаптером	Tra 120 GY 1 und/and/et e/y/y GY 1 A			1,75	2,50	1,25	1250
			Tra 120 GY 1 und/and/et e/y/y GY 1 A			1,75	2,50	1,25	1250
6	1	<b>Transportachse vorne Tra 115</b> / Road transport axle front Essieux de transport avant / Asse di trasporto anteriore Eje delantero para transporte / Eixo de transporte dianteiro / Транспортировочная ось, передняя			3,80	2,50	1,28	1900	
7	1	<b>Transportachse hinten Tra 117</b> / Road transport axle behind / Essieux de transport arrière / Asse di trasporto posteriore / Eje trasero para transporte / Eixo de transporte traseiro / Транспортировочная ось, задняя			1,90	2,50	1,10	1520	

**Konstruktionsänderungen vorbehalten!** / Subject to alterations! / Sous réserves de modifications! / Reservato il diritto di modifiche strutturali!  
 ¡Sujeto a modificaciones! / Salvo modificação da construação! / Права на внесение конструкторских изменений сохраняются!

**Sämtliche Angaben erfolgen ohne Gewähr.** / This information is supplied without liability. / Ces renseignements sont sans garantie. / Tutte le indicazioni fornite senza garanzia. / Declinamos toda responsabilidad derivada de la información proporcionada. / Declinamos qualquer responsabilidade quanto à informação fornecida. / Все данные указаны без обязательств.

TCS-000920-LBC-02 • EN 14439:2009 – EN 13001-HC1/S2 • BGL C.0.05.0022 • 02.17 / 7

Printed in Germany.