



Performance & Productivity

- Best horizontal outreach of 72 ft 10 in
- Homogenous and fluid working envelope
- Outstanding RT capacities
- Dual load 550-770 lbs (option)

Safety & Comfort

- Haulotte Activ' Lighting system safe load (option)
- Unmatched comfort & smoothness in elevation thanks to a unique regulation system of boom movements
- Most rigid boom
- Haulotte Activ' Shield™ Bar (option)

Cost efficiency

- Haulotte Activ' Screen (on board diagnostic)
- Haulotte Stop Emission System which automatically turns off & on the engine
- Easy access to all components
- Modular basket quick and easy to repair

Haulotte 



HT80 RT 0

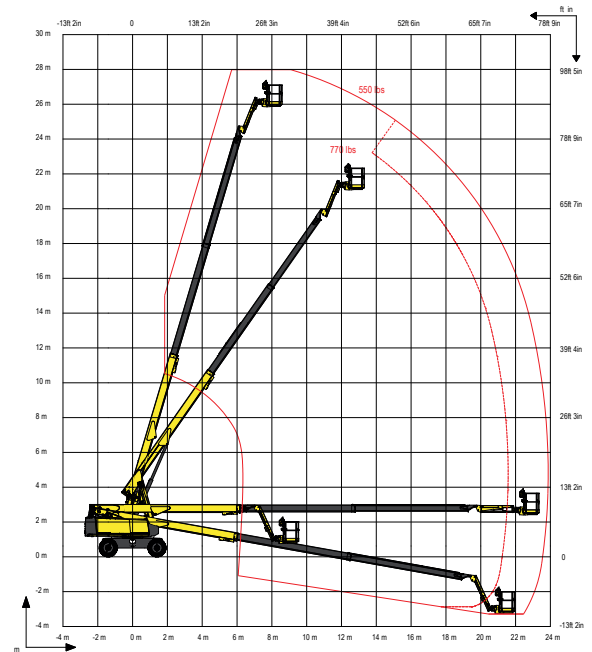
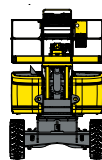
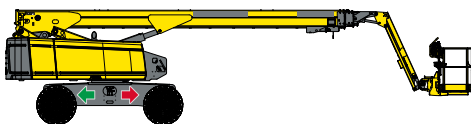
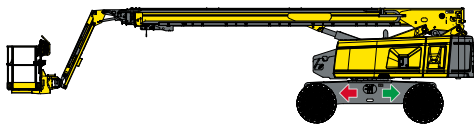
TELESCOPIC BOOM



TECHNICAL DATA

HT80 RT 0 4WD-2WS

Working height	86 ft 1 in
Platform height	80 ft 1 in
Horizontal outreach	72 ft 10 in
Below ground reach	4 ft 11 in
Lift capacity	500 lb (option: 770 lb)
F x G Platform size	8 ft x 3 ft
A Length - stowed	37 ft 11 in
H Length - storage	37 ft 11 in
B Width	8 ft 2 in
C Height - stowed	9 ft 4 in
I Height - storage	9 ft 4 in
Platform rotation	180° (+90°/-90°)
Boom rotation angle	84.5° (+74.5° / -10°)
Turntable rotation	360° continuous
Tailswing	60 in
Wheelbase	9 ft 2 in
D Ground clearance	19 in
E Tilt alarm	4 °
Drive speed	0,3 - 3,1 mph
Gradeability	45 %
Turning radius - outside	21 ft 6 in
Tires - solid rough terrain	1025x365"
Fuel tank	37 gal
Engine	Kubota, 53kW (72hp), Tier 4 final
Weight	38360 lbs



STANDARD EQUIPMENT

- Haulotte Activ' Screen : on-board diagnostic
- Haulotte Stop Emission System
- Universal telematics pug
- Swing out engine tray for easy maintenance
- Safe to use in winds up to 28 mph
- Travel alarm
- Tilt / load alarm and light
- Upper control box protection cover and tool tray made of ultra resistant composite
- Drop bar entry gate
- Large modular basket 8 ft. x 3 ft.
- Front oscillating axle
- Automatic differential wheel lock
- 4 wheels drive / 2 wheels steer
- Smooth proportional and cumulated movements

OPTIONS AND ACCESSORIES

- Haulotte Activ' Lighting System
- Haulotte Activ' Shield™ Bar 2.0
- Dual load 550-770 lbs (option)
- Lateral swing door entry gate
- Power to platform (230V/110V)
- Hydraulic generator 3,5kW ou 6,5kW
- Air line to platform
- Glazier pack
- Pipe cradle pack
- Working light
- Motion flashing warning light
- Cold weather kit / Arctic weather kit
- Hydraulic oil cooler
- Non marking tires
- Battery circuit breaker
- White diesel