

HIT/HIT T

Tedders



97+021.en.0814



Find out more online

**POTTINGER**



HIT / HIT T tedders

Our proven rotary tedders deliver perfect ground tracking. Tedding crops carefully without contamination entering the forage is the result. The wide wheels together with the Multitast wheel on the headstock greatly improve performance on slopes. High manufacturing quality guarantees a long service life.

HIT

The three-point mounted HIT tedders with 4, 6 and 8 rotors feature the very latest DYNATECH rotor technology and a proven headstock.

HIT T

Demand has shown that tedders for large areas are a necessity. That is why PÖTTINGER had clear objectives during development: Strength, reliability and high functionality, teamed with perfect ground tracking and spreading quality. The trailed HIT tedders with 10 and 12 rotors are attractive solutions for high output even with smaller tractors.

Contents

	Page
DYNATECH rotor	4
MULTITAST ground tracking	6
HIT fenceline tedding	8
HIT engineered details	10
HIT 4.47 / HIT 4.54 / HIT 4.54 T	12
HIT 6.61 / 6.69 / 6.80	14
HIT 8.81 / HIT 8.91 / HIT 8.91 T	18
HIT 10.11 T / HIT 12.14 T	20
HIT working widths	26
Technical data / Equipment	28

DYNATECH

The new rotor technology



Yet another PÖTTINGER innovation: The unique swept-back tine arms guarantee a tidy spread pattern. High performance is built in to our mounted and trailed HIT tedders.

DYNATECH for all HIT models

Rotors with a diameter of 4.26' / 1.30 m and five arms are ideal for young, short forage. Rotors with a diameter of 4.65' / 1.42 m or 5.47' / 1.67 m and six arms are designed for different working widths and operating conditions.



Four times as clean

- **Forage pick-up** – small rotor diameters guarantee clean crop pick-up
- **Forage** – optimum ground tracking of each rotor for clean forage
- **Spread pattern** – ideal spreading angle for a uniform blanket of clean forage
- **Machine** - no snagging thanks to the sleek design of the rotor units



The curved shape of the tine arms is unique.

Guiding the tines in a sweeping movement means less stress on the rotor bearings. At the same time the trailed tines move more smoothly, are easier on the crop and handle the forage more carefully. The curved shape prevents forage from building up in the tine arms and wrapping around the rotors.



HEAVY DUTY tines

Greater safety

- The bolted mounting ensures a secure fit.
- A tine security system is standard - to cover all eventualities.


Tines with a longer service life

- An arched mounting supports the tine coil springs.
- Plenty of space between the tine coil springs and the tine arms allows for the best elasticity and movement.
- Strong Super-C quality tines.

Clean forage

Offset tine lengths pick up the forage uniformly and contribute significantly to improved tedding quality. Choose between two angles by rotating the mounting through 180°.

As a result, the cleanest possible forage is guaranteed.



High-strength tine arm mountings

The rotor plates are made of heavy-duty, thick-walled pressed components with precise placement for the tine arms. In addition, the tine arms are also bolted to the rotor hubs to ensure an extremely secure mounting.

The tines and tine arms are subject to the highest stress during tedding. The solid flat bar tine arms feature indentations to ensure that the tines remain securely in place.

MULTITAST

Unique ground tracking



Ground tracking and forage protection are the key objectives of HIT rotary tedders. An optional jockey wheel on the pivoting headstock tracks the ground immediately in front of the tine path and responds to each undulation. The result: Clean forage, lower raw ash content and improved livestock health.

Always one wheel ahead

The jockey wheel guides the rotors over bumps in the ground. This ensures that the working height is always set correctly. You are now able to drive faster and can achieve a higher output as a result. The sward is protected and the tines last much longer. The additional jockey wheel is especially recommended for working on slopes.

- The jockey wheel can be mounted in several different positions to the left or right using the pin-in-hole matrix on the headstock.
- The top link connects to the slotted hole on the headstock.
- No tools are required to adjust the height.
- On trailed machines, the jockey wheel is mounted on the drawbar.





Best ground tracking even with wider working widths

On the large trailed tedders with 10 and 12 rotors, the large chassis wheels are positioned close to the tine contact point to act as jockey wheels. This is to ensure perfect ground tracking, the individual rotor units are connected by equally-spaced floating frame joints.



Fenceline tedding

Easy and convenient



Actively setting the wheels at an angle causes the tedder to run diagonally so the forage is directed onto the mown area. Neighbouring crops remain untouched. Because the wheels can be set to the left or right, fenceline tedding can be activated in any driving direction.

Mechanical fenceline tedding system

HIT 4.47 / HIT 4.54

- The wheels on all four rotors are set individually by hand.
- Lever positions centre – left – right

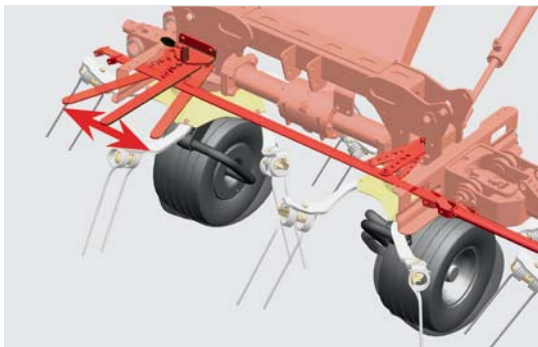
HIT 6.61 / HIT 6.69 / HIT 6.80

HIT 8.81 / HIT 8.91

- The angle is adjusted using a centralised control lever
- Lever positions centre – left – right

You can decide

If you do not require a fenceline tedding system, the wheels are mounted securely to the rotor casing as standard using roll pins. The most cost-effective version.





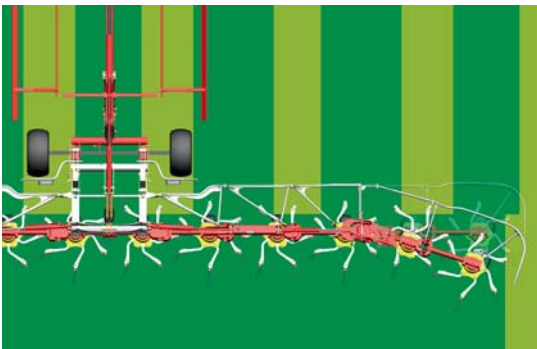
Hydraulic fenceline tedding system

HIT 6.61 / HIT 6.69 / HIT 6.80
HIT 8.81 / HIT 8.91 / HIT 8.91 T

All the wheels can be adjusted conveniently from the tractor seat by a double-acting hydraulic cylinder into the positions left, centre, right. The wheel position indicator is clearly visible from the driver's seat.

HIT 10.11 T / 12.14 T

The two rotors on the outer right-hand side pivot hydraulically to the rear by 15°. In contrast to swath curtains, the two diagonal rotors distribute the forage over the mown area without forming a ridge.



Durable and reliable

over many years



Backlash-free drive joints


Sealed single and double constant velocity joints ensure consistent, smooth, backlash-free transmission. This ensures that the tines pick up the crop at a precise frequency and distribute it evenly. At the same time, they can be rotated in any position, eliminating the possibility of operator errors.

Clevis-type frame hinges provide each rotor with the freedom of movement for perfect ground tracking. Fitted with plain bushes, they are easy to lubricate.



Rugged rotor transmissions

- Large rotors and bearings ensure smooth operation.
- The closed angular gear units are equipped with grease lubrication systems.
- No lubricant leaks possible.
- The joints are mounted on a splined shaft.





Runs smoothly and protects the ground

The large 16 x 6.5-8 flotation tyres on each rotor ensure smooth running and protect the sward, even over soft and bumpy ground. Each wheel is fitted with a cover that also serves as anti-wrap guard.

HIT 8.81 / HIT 8.91

The two inner rotors on the HIT 8.81 and HIT 8.91 are fitted with 16 x 9.50-8 flotation tyres. This improves weight distribution during operation and conserves the soil.



Adaptable for neat results

The rotor pitch can be adjusted in three different positions without tools. You can adapt the rotors to the forage conditions quickly and easily. A uniform and tidy spread pattern is ensured as a result.



Automotive paintwork quality

CIP and powder coating guarantee elasticity and durability. Together with attractive colours and modern design, a high resale value is ensured.





HIT 4.47

HIT 4.54

HIT 4.54 T

Four rotor tedders



These tedders offer working widths (DIN) of 14.43' / 4.40 m and 5.68' / 5.20 m, feature a highly compact construction and are ideal for working on slopes. Six tine arms per rotor guarantee an optimum spread pattern for every forage.

Very short headstock

HIT mounted tedders are known for their short headstock. This brings the centre of gravity closer to the tractor. Less lifting power is needed and driving stability is increased.

Compact and safe during transport

The hydraulic rotor folding system provides convenient operation from the tractor seat. In the transport position, the rotors can be rotated inwards to ensure safe transport and space-saving parking. Warning signs and road lights are fitted as standard.

HIT 4.54 T – trailed four rotor tedder

The trailed HIT 4.54 T delivers professional tedding for small tractors. At the headland and during transport, the rotors are raised by a hydraulic cylinder inside the drawbar.



HIT 6.61
HIT 6.69
HIT 6.80

Six rotor tedder



The tedder series for farmers who place value on high performance, top-of-the-range equipment and convenient operation.

Working widths of (DIN) 18.86' / 21.16' / 24.44' / 5.75 m / 6.45 m / 7.45 m offer high outputs. The small rotor diameter of 4.26' / 1.30 m guarantees exceptional ground tracking, perfect forage pick up and a more uniform distribution pattern.

Short headstock

HIT tedders are especially noticeable for their short headstock, consequently the centre of gravity is moved closer to the tractor. The heart-shaped pivot pin brings the machine into the centre position when it is raised. The vertical point of rotation reliably prevents under-running when working downhill.

A slotted hole enables operation with a MULTITAST wheel and rigid top linkage and the transport interlock enhances safety on the road. A practical PTO shaft holder and hose tidy makes coupling and uncoupling a great deal easier.

Stabiliser struts as standard equipment

The double-acting shock absorbing stability struts on both sides ensure the machine is always centred, which is especially important on slopes. Even at higher working speeds, these struts guarantee that the machine runs smoothly. For road transport, the HIT features additional stabilisers.



Compact and safe during transport

In the transport position, the raised rotors are tilted in very close to the tractor. This favourable centre of gravity means improved safety while driving. The double constant velocity joints in the driveline allow the rotors to turn in any position, eliminating the possibility of operator errors. Warning signs and road lights are standard.

LIFTMATIC or HYDROLIFT

The optional LIFTMATIC valve on the headstock locks the outer rotors when raised at the headland. This guarantees high ground clearance.

For tractors with low a three-point lifting height, the optional HYDROLIFT system raises the outer rotors during headland turns. This produces sufficient ground clearance for the rotors.



HIT 8.81
HIT 8.91
HIT 8.91 T

Eight rotor tedders



We meet the highest specifications in the professional sector with these eight rotor machines. You will be impressed by how convenient they are to operate. The ideal tedder for your mower with a working width of 3m

Working widths of (DIN) 25.26' / 7.70m / 8.60m offer high outputs. The small rotor diameter of 4.26' / 1.30 m on the HIT 8.81 guarantees exceptional ground tracking, perfect forage pick up and a uniform distribution pattern.

The two innermost rotors are equipped with 16 x 9.50-8 flotation tyres. This improves weight distribution during operation.

Compact and safe during transport

A power coupling allows the outer rotors on the eight rotor tedders to fold through 180° for transport.

- Low transport height.
- Warning signs and road lights are standard.
- Parkable in the transport position.
- The parking height is just 9.41' / 10.69' / 2.87 m / 3.26 m, so these tedders easily fit into the machinery barn.



HIT 8.91 T

The trailed tedder with 8 rotors for high output with smaller tractors.



MULTITAST

Ground tracking and forage protection are the key objectives of the trailed HIT 8.91 T. An optional jockey wheel on the drawbar tracks the ground immediately in front of the tine path to guide the rotors over the contours.

Compact and safe during transport

The tedder is attached to the lower linkages of the tractor by a robust yoke to provide stability during transport. The wide chassis is fitted with 260/70-15.3 tyres. During operation, the chassis is folded hydraulically over the rotors.

Convenient operation

The whole machine can be operated using one double-acting connection. Sequential stepping valves control all the functions one after the other in the right order.





HIT 10.11 T HIT 12.14 T

Ten and twelve rotor tedders



The trailed HIT T tedders with 10 or 12 rotors are designed for high output tedding. To meet the requirement of wider working widths and still provide the best possible ground tracking, the rotor units are linked together by individual hinge points. Combined with the chassis wheels guiding the rotors, HIT T tedders guarantee a perfect operation even at higher working speeds.

Maximum output

To harvest top quality forage in large fields within the shortest time, high performance tedders are needed to follow high output mowers. That is why there is an increase in demand for tedders with an ideal rotor diameter and wide working widths to deliver the best spreading quality.

The working widths of 34.77' / 10.60 m and 41.66' / 12.70 m meet the demand for high output in full. The optimum configuration of the DYNATECH rotors in combination with the chassis, ensures a perfect spread pattern.





Reversible drawbar

Universal drawbar for high or low hitches

The advantages of the trailed PÖTTINGER tedder generation starts with the drawbar.

The bolted universal drawbar can be rotated through 180° to match high or low hitches. A range of towing eyes and ball couplings are also available.

Lower linkage mounting

Lower linkage mounting is available as an option to provide really tight cornering capability. The machine can then follow the tractor's path with even more precision.



Compact and safe during transport

Hydraulic functions only require one single-acting and one double-acting remote on the tractor. The ingenious stepping control valve system makes your work a great deal easier.

Additionally the side guard folds in and out automatically.

A large main frame with a strong rotor support and low-slung centre of gravity make it possible to transport the machine at high speeds on roads and remain stable. This is also helped by the large 260/70-15.3 tyres (340/55-16 optional). Warning signs and road lights are fitted as standard.





LIFTMATIC PLUS

Clean forage is the highest priority in the harvest chain and results in higher milk and livestock yields. To make sure that the forage stays clean, the optimum working height of the tedder rotors can be adjusted quickly and easily. You will be impressed with the advanced lifting technology on the HIT T – an innovation we call LIFTMATIC PLUS.

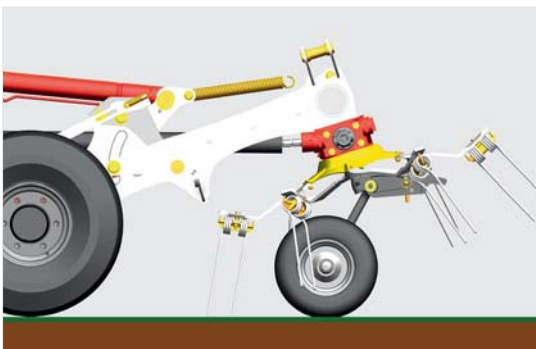
Unique headland position

Before being raised, the rotors are positioned horizontally using a hydraulic cylinder and then lifted. This ensures that the tines do not scrape against the ground.

- High headland position with 2.95' / 90 cm ground clearance.
- The forage remains clean and the sward is protected.

Straightforward rotor height adjustment

One hand crank enables the height to be adjusted from a central point. Easy access makes it easy to perform this important adjustment and saves you time. Rapid and accurate rotor height adjustment protects your ground and the forage





Backlash-free drive joints

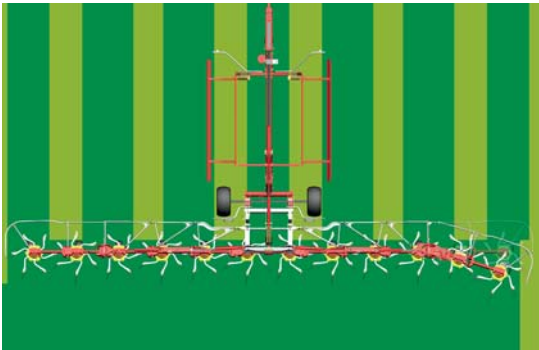

Sealed single and double constant velocity joints ensure consistent, smooth, backlash-free transmission. This ensures that the tines pick up the crop at a precise frequency and distribute it evenly. At the same time, they can be rotated in any position, eliminating the possibility of operator errors.



Rugged construction for long service life

The rotors are bolted securely to the frame. As a supporting member, the front guard rail also increases stability. Each rotor unit frame is connected to wide frame hinge for perfect ground tracking.





High quality fenceline tedding system with ten and twelve rotors

A hydraulic fenceline tedding system is optional on the HIT 10.11 T and HIT 12.14 T

- The two outside rotors on the right-hand side pivot back hydraulically by 15°.
- The two diagonal rotors distribute the forage over the mown area without forming a ridge.
- The result is a strip of cleared field bordering the neighbouring crop.
- This adjustment is made conveniently from the driver's seat using a double-acting hydraulic cylinder.



Best ground tracking even with really wide working widths

Combined with the chassis wheels guiding the rotors, HIT 10.11 T and HIT 12.14 T tedders guaranteed to do a perfect job even at higher working speeds.

The large chassis wheels are close to the leading arc of the tines and therefore serve as jockey wheels for the rotors. Combined with the ideal rotor diameter, this ensures top distribution quality.





All rotor units on the HIT 10.11 T and HIT 12.14 T are equipped with hinged joints for perfect ground tracking.

Fitted with plain bushes, the clevis-type hinges are easy to lubricate. They give the rotors a freedom of movement that guarantees uniform forage pickup even on rough surfaces.

The weight of the frame and chassis does not act on the rotors. The result is even weight distribution across all rotor unit wheels.



HIT tedders to match any mower

Mower width	5.41' / 1.65 m	6.06' / 1.85 m	7.21' / 2.20 m
Mower swath width	2.62' / 0.80 m	2.95' / 0.90 m	4.26' / 1.30 m
HIT 4.47			
HIT 5.40			
HIT 6.10			
HIT 6.90			
HIT 6.80 / 6.80 T			
HIT 8.81			
HIT 8.91 / 8.91 T			
HIT 10.11 T			
HIT 12.14 T			
Mower width	12.72' / 3.88 m	14.10' / 4.30 m	17.38' (9.84' + 8.53') / 5.30 m (3 m + 2.6 m)
Mower swath width	8.85' / 2.70 m	9.84' / 3.0 m	4.59' + 4.59' / 1.40 m + 1.40 m
HIT 4.47			
HIT 5.40			
HIT 6.10			
HIT 6.90			
HIT 6.80 / 6.80 T			
HIT 8.81			
HIT 8.91 / 8.91 T			
HIT 10.11 T			
HIT 12.14 T			
Mower width	7.30 m (3 m + 2 x 2.60 m) 23.95' (9.84' + 2 x 8.53')	8.30 m (3 m + 2 x 3 m) 27.23' (9.84' + 2 x 9.84')	9 m (3 m + 2 x 3.5 m) 29.52' (9.84' + 2 x 11.48')
Mower swath width	1.50 m + 1.40 m + 1.50 m 4.92' + 4.59' + 4.92'	1.70 m + 1.40 m + 1.70 m 5.57' + 4.59' + 5.57'	2.10 m + 1.40 m + 2.10 m 6.88' + 4.59' + 6.88'
Mower model	NOVADISC 730	NOVACAT X8	NOVADISC 900
HIT 4.47			
HIT 5.40			
HIT 6.10			
HIT 6.90			
HIT 6.80 / 6.80 T			
HIT 8.81			
HIT 8.91 / 8.91 T			
HIT 10.11 T			
HIT 12.14 T			

8.59' / 2.62m

8.85' / 2.70m

9.97' / 3.04m





11.35' / 3.46m

4.59' / 1.40m

14.59' / 1.40m

15.90' / 1.80m

6.88' / 2.10m



18.70' (3.28' + 3.28') /
5.70m (3m + 3m)

6.20m (3m + 3.50m) /
20.34' (9.84' + 11.84')

20.34' (9.84' + 12.79') /
6.60m (3m + 3.9m)





22.96' (3.28' + 14.10') /
7.0m (3m + 4.3m)

4.59' + 5.57' / 1.40m + 1.70m

5.57' + 6.88' / 1.40m + 2.10m

5.57' + 8.85' / 1.40m + 2.70m

5.57' + 9.84' / 1.40m + 3.0m



9.56 m (3m + 2 x 3.5m) /
31.36' (9.84' + 2 x 11.48')

10 m (3 x 3.5m)
32.80' (3 x 11.84')

10.80m (3 x 3.5m)
35.43' (3 x 11.84')

11.20m (3 x 3.5m)
36.74' (3 x 11.84')

2.10m + 1.40m + 2.10m
6.88' + 4.59' + 6.88'

2.10m + 2.40m + 2.10m
6.88' + 7.87' + 6.88'

3.0m + 1.40m + 3.0m
9.84' + 4.59' + 9.84'

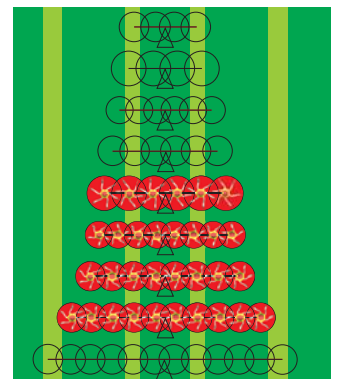



3.0m + 2.40m + 3.0m
9.84' + 7.87' + 9.84'

NOVACAT V10

NOVACAT V10

NOVACAT S12

NOVACAT S12



Technical data



	Width ft / m	Working width DIN ft / m	Rotor	Rotor diameter ft / m	Tine arms per rotor
HIT 4.47	15.41' / 4.70 m	14.43' / 4.40 m	4	4.65' / 1.42 m	6
HIT 4.54	17.71' / 5.40 m	17.06' / 5.20 m	4	5.47' / 1.67 m	6
HIT 4.54 T	17.71' / 5.40 m	17.06' / 5.20 m	4	5.47' / 1.67 m	6
HIT 6.61	19.68' / 6.0 m	18.86' / 5.75 m	6	4.26' / 1.30 m	5
HIT 6.69	22.47' / 6.85 m	21.16' / 6.45 m	6	4.65' / 1.42 m	6
HIT 6.80	28.75' / 7.85 m	24.44' / 7.45 m	6	5.47' / 1.67 m	6
HIT 8.81	25.62' / 7.81 m	25.26' / 7.70 m	8	4.26' / 1.30 m	5
HIT 8.91	29.06' / 8.86 m	28.21' / 8.60 m	8	4.65' / 1.42 m	6
HIT 8.91 T	29.06' / 8.86 m	28.21' / 8.60 m	8	4.65' / 1.42 m	6
HIT 10.11 T	36.08' / 11.0 m	33.46' / 10.60 m	10	4.65' / 1.42 m	6
HIT 12.14 T	43.30' / 13.20 m	41.66' / 12.70 m	12	4.65' / 1.42 m	6

T = trailed, S = single-acting, D = double-acting



Transport width ft / m	Parking height ft (Transport length	Hydraulic connections	Weight lbs / kg
8.20' / 2.50 m	7.38' / 2.25 m	-	1 S	925 / 420 kg
9.35' / 2.85 m	8.53' / 2.60 m	-	1 S	1102 / 500 kg
9.35' / 2.85 m	8.53' / 2.60 m	-	1 S	1102 / 500 kg
9.35' / 2.85 m	9.74' / 2.97 m	-	1 S	1653 / 750 kg
9.84' / 3.0 m	10.99' / 3.35 m	-	1 S	1741 / 790 kg
9.84' / 3.0 m	12.23' / 3.73 m	-	1 S	1940 / 880 kg
9.64' / 2.94 m	9.41' / 2.87 m	-	1 D	2314 / 1050 kg
9.84' / 3.0 m	10.69' / 3.26 m	-	1 D	2755 / 1250 kg
9.84' / 3.0 m	10.69' / 3.26 m	-	1 D	3417 / 1550 kg
9.51' / 2.90 m	8.85' / 2.70 m	18.37' / 5.60 m	1 S / 1 D	4365 / 1980 kg
9.51' / 2.90 m	8.85' / 2.70 m	18.37' / 5.60 m	1 S / 1 D	5070 / 2300 kg

All data not binding, equipment may vary from country to country.

Standard & Optional Equipment



	Rotor Wheels	Centre Rotor Wheels 16 x 9.50-8	Transport chassis	Jockey wheel T 16"
HIT 4.47	16 x 6.5-8	–	–	<input type="checkbox"/>
HIT 4.54	16 x 6.5-8	–	–	<input type="checkbox"/>
HIT 4.54 T	16 x 6.5-8	–	–	<input type="checkbox"/>
HIT 6.61	16 x 6.5-8	–	–	<input type="checkbox"/>
HIT 6.69	16 x 6.5-8	–	–	<input type="checkbox"/>
HIT 6.80	16 x 6.5-8	–	–	<input type="checkbox"/>
HIT 8.81	16 x 6.5-8	■	–	<input type="checkbox"/>
HIT 8.91	16 x 6.5-8	■	–	<input type="checkbox"/>
HIT 8.91 T	16 x 6.5-8	■	260/70-15.3	<input type="checkbox"/>
HIT 10.11 T	16 x 6.5-8	–	260/70-15.3 (340/55-16)	<input type="checkbox"/>
HIT 12.14 T	16 x 6.5-8	–	260/70-15.3 (340/55-16)	<input type="checkbox"/>

■ = standard, □ = optional

Additional equipment options:

HIT: LIFTMATIC; **HIT T:** towing eye 1.57" / 40mm, 1.96" / 50mm, 1.96" / 50mm rotating, ball hitch 3.14" / 80mm, towing eye USA



Fenceline spreading system mechanical	Fenceline spreading system hydraulic	Lower linkage mounting	Swathing Gearbox	Spare wheel 16 x 6,5-8
<input type="checkbox"/>	<input type="checkbox"/>	-	<input type="checkbox"/>	<input type="checkbox"/>
<input type="checkbox"/>	<input type="checkbox"/>	-	<input type="checkbox"/>	<input type="checkbox"/>
<input type="checkbox"/>	<input type="checkbox"/>	-	<input type="checkbox"/>	<input type="checkbox"/>
<input type="checkbox"/>	<input type="checkbox"/>	-	<input type="checkbox"/>	<input type="checkbox"/>
<input type="checkbox"/>	<input type="checkbox"/>	-	<input type="checkbox"/>	<input type="checkbox"/>
<input type="checkbox"/>	<input type="checkbox"/>	-	<input type="checkbox"/>	<input type="checkbox"/>
<input type="checkbox"/>	<input type="checkbox"/>	-	<input type="checkbox"/>	<input type="checkbox"/>
-	<input type="checkbox"/>	-	<input type="checkbox"/>	<input type="checkbox"/>
-	<input type="checkbox"/>	<input type="checkbox"/>	<input type="checkbox"/>	<input type="checkbox"/>
-	<input type="checkbox"/>	<input type="checkbox"/>	<input type="checkbox"/>	<input type="checkbox"/>

all data not binding, equipment may vary from country to country.



We are where you are.

We offer our customers the best developed network of sales and service partners worldwide. Being local means that we can quickly supply our customers with spare parts and that our skilled personnel can optimally deliver and install the machinery.

Our services include:

- Original Inside Parts 24-hour ordering service online.
- Long-term stock keeping of spare parts.
- Expertise through regular training - for professional personnel.
- and much more...

Find out more from your PÖTTINGER dealership, or visit www.poettinger.at

**Alois PÖTTINGER
Maschinenfabrik GmbH**
Industriegelände 1
4710 Grieskirchen
Austria
Phone +43 7248 600-0
Fax +43 7248 600-2511
info@poettinger.at
www.poettinger.at

Alois PÖTTINGER UK Ltd.
15 St Marks Road, Corby
Northamptonshire, NN18 8AN
United Kingdom
Phone +44 844 561 0644
info.uk@pottingeruk.co.uk
www.pottingeruk.co.uk

POETTINGER Canada Inc.
650, Route 112
St-Cesaire, PQ J0L 1T0
Canada
Phone +1 450 469 5594
Fax +1 866 417 1683
sales.canada@poettinger.ca
www.poettinger.ca

POETTINGER US, Inc.
393 Pilot Drive
Valparaiso, IN 46383
USA
Phone +1 219 510-5534
Fax + 1 219 707-5412
sales.us@poettinger.us
www.poettinger.us

POETTINGER Australia PTY LTD
15 Fordson Road
Campbellfield, VIC 3061
Australia
Phone +61 3 9359 2969
sales.au@poettinger.com.au
www.poettinger.com.au

POETTINGER Ireland Ltd.
Industrial Estate
Cashel Rd., Clonmel, Co. Tipperary
Ireland
Phone +353 52 6125766
info.ie@poettinger.at
www.poettinger.ie

**Importer for New Zealand:
Origin Agroup**
PO Box 673, 57 Hautapu Road
Cambridge
New Zealand
Phone +64 7 823 7582
info@originagroup.co.nz
www.originagroup.co.nz

**Importer for South Africa:
VALTRAC**
Cnr. Water & Buiten Street
9585 Parys
South Africa
Phone +27 56 817 7338 7308
wynn@valtrac.co.za
www.valtrac.co.za

**PÖTTINGER**