



# H43 TPX

## Performance

- > 42.2 m working height
- > 20m maximum outreach
- > Load capacity: 230 kg (3 persons) /450 kg (2 persons)
- > 2 axis jib rotation, 150° horizontal and 140° vertical

## Productivity

- > Strong, quick and manoeuvrable boom
- > Compact and easy to transport
- > Faster lifting to full height
- > Unequalled all terrain capabilities

## Easy to use

- > Continuous movement control
- > Continuous outreach control
- > Smooth and precise controls





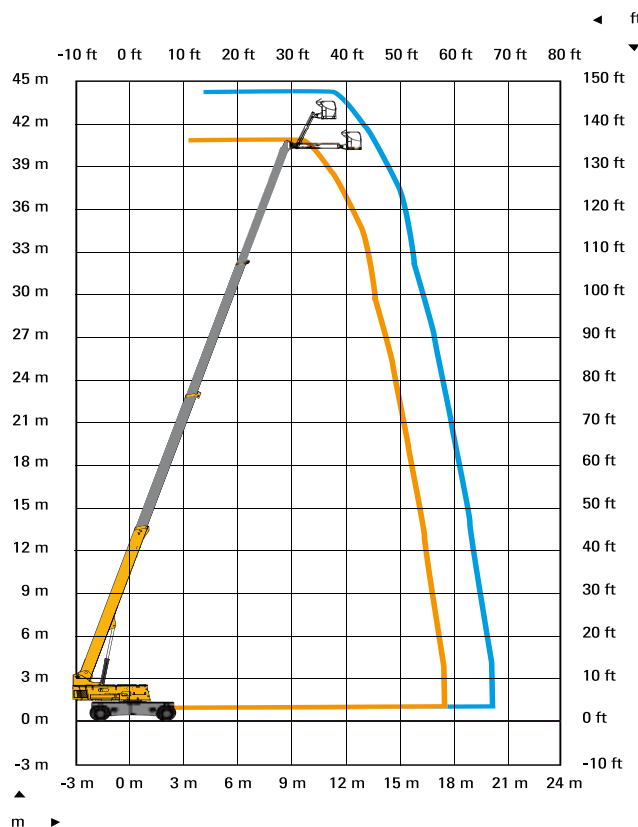
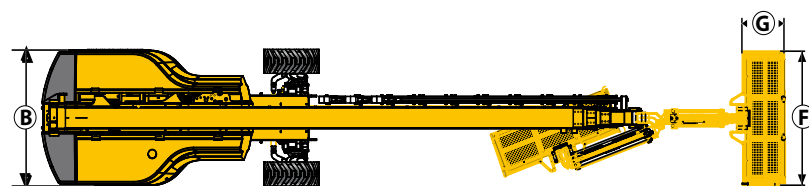
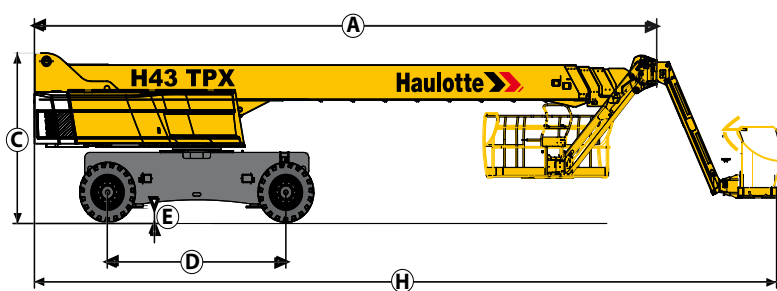
# H43 TPX

ROUGH TERRAIN TELESCOPIC BOOMS

## TECHNICAL DATA

## H 43 TPX

Working height	42.2 m
Platform height	40.2 m
Horizontal outreach	20 m
Lift capacity	230 - 450 kg
<b>F</b> x <b>G</b> Platform size	2.44 x 0.8 m
<b>A</b> Length	14.5 m
<b>H</b> Length - transport	12.3 m
<b>B</b> Overall width	2.5 m
<b>C</b> Height - stowed	3.05 m
<b>J</b> Height - transport	3.05 m
Vertical jib rotation	140° (+70/-70)
Platform rotation	180° (+90/-90)
Boom rotation angle	0°/73°
Turntable rotation	360°
Tailswing	158 cm
<b>D</b> Wheelbase	3.5 m
<b>E</b> Ground clearance	38 cm
Tilt	3°
Drive speed	0.5 - 5 km/h
Gradeability	40 %
Turning radius - outside	5.1 m
Tires - foam-filled	445/65-22.5
Engine	62 kW - 84.2 hp
Weight	20600 kg



## STANDARD EQUIPMENT

- 4 wheel drive and steer
- 2 extendable axles
- Oscillating axle
- Swing out engine tray for ease of maintenance
- 12 V battery / electrical control system
- Auxiliary power in platform
- Differential lock
- Hourmeter
- Mechanical turret slewing hook
- Towing hooks
- Outside use: withstand winds up to 45 km / h
- Sound and light signal for tilt and weighing
- Gull wing style cowlings

## OPTIONS AND ACCESSORIES

- 230V / 115V - 16A power platform
- Biodegradable hydraulic oil
- Travel alarm
- Rotating beacon
- Working light

