

# Specifications

MODEL GTH™-4017 SX & GTH™-4017 EX		
MEASUREMENTS	Metric	Imperial
Lifting height maximum with outriggers	17.19 m	56 ft 5 in
Lifting height maximum without outriggers	16.72 m	54 ft 10 in
Lifting capacity maximum	4,000 kg	8,818 lbs
Lift capacity at maximum height	2,000 kg	4,409 lbs
Lift capacity at maximum reach	700 kg	1,543 lbs
Forward reach maximum	13.33 m	43 ft 9 in
Reach at maximum height	3.56 m	11 ft 8 in
<b>A</b> Height	2.44 m	8 ft
<b>B</b> Height at steering wheel	1.60 m	5 ft 3 in
<b>C</b> Width	2.32 m	7 ft 7 in
<b>D</b> Cab width	78 cm	2 ft 7 in
<b>E</b> Track	1.92 m	6 ft 4 in
<b>F</b> Wheelbase	2.95 m	9 ft 8 in
<b>G</b> Length at front wheels	4.83 m	15 ft 10 in
<b>H</b> Length at fork-holder plate	6.57 m	21 ft 7 in
<b>I</b> Ground clearance	35 cm	1 ft 2 in
<b>J</b> Overall width, outriggers extended	2.89 m	9 ft 6 in
<b>L</b> Overall length	7.77 m	25 ft 6 in
<b>M1</b> Obstruction angle	40°	
<b>M2</b> Departure angle	46°	

PRODUCTIVITY		
Inside/outside turning radius	2.42 m/4.65 m	8 ft 1 in/15 ft 3 in
Break-out force (with 800 L shovel SAE J 732/80)	6,000 kg	13,228 lbs
Towing capacity at dynamometer*	6,000 kg	13,228 lbs
Drive speed max.	32 km/h	20 mph
Fork-holder plate rotation	138°	
Chassis levelling on front axle	+/- 7°	
Tyres (DIN 70361)	405/70 24" PR14 8 holes wheel disc	
Lifting/lowering speed*	13 sec./8 sec.	
Extension/retraction speed*	22 sec./13 sec.	

POWER AND TRANSMISSION		
Engine	Perkins 1104 D-44T turbo diesel 99 hp (74 kW), stage III	
Transmission	Hydrostatic variable displacement pump linked to variable displacement motor. Both piston type.	
Service pumps	Boom & Control system gear pump type: 280 Bar, 99L/min. Service Brake gear pump type: 200 Bar, 46 L/min.	
Petrol tank capacities	135 L	30 gal
Engine oil capacities	7 L	1.5 gal
Hydraulic oil tank capacities	150 L	33 gal

WEIGHT		
Weight**	11,900 kg	26,235 lbs

## STANDARDS COMPLIANCE

EU Machinery Directive 2006/42/EC

Operating cab conforms to ISO3471 (ROPS) and ISO3449 (FOPS)

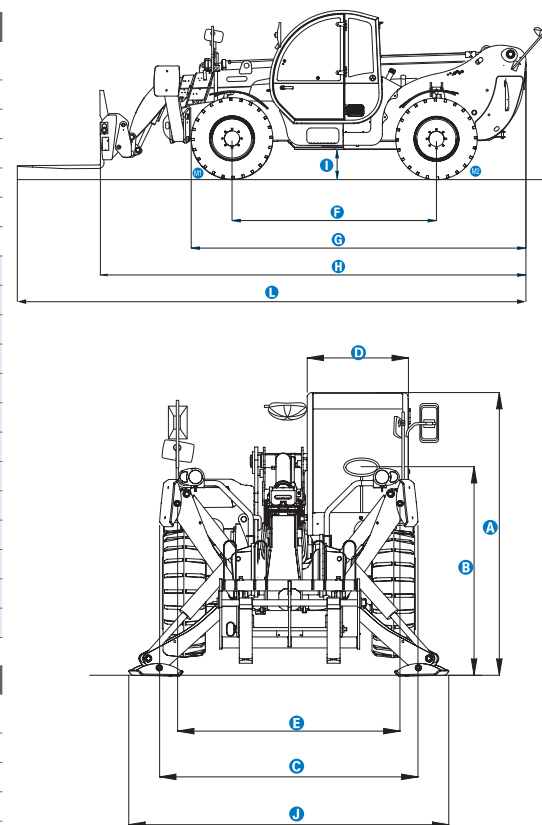
Low emission engine conforms to EU Directive 97/68/EC Stage III and 2004/26/EC

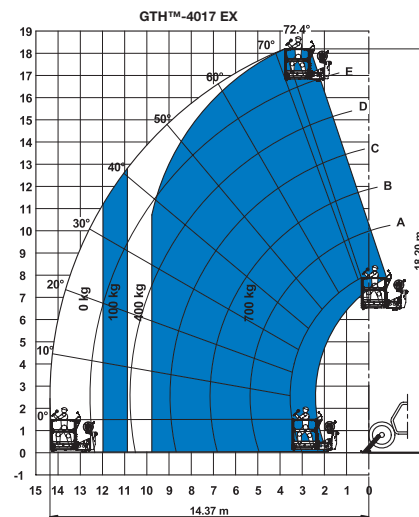
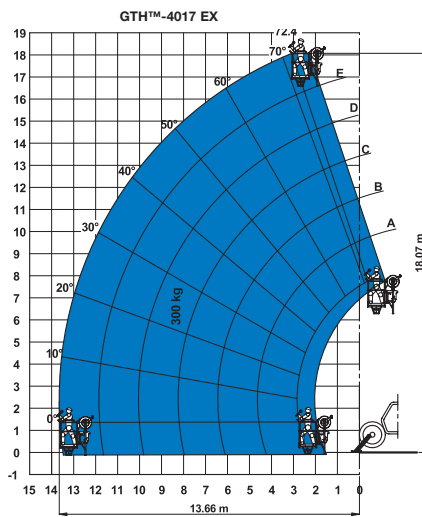
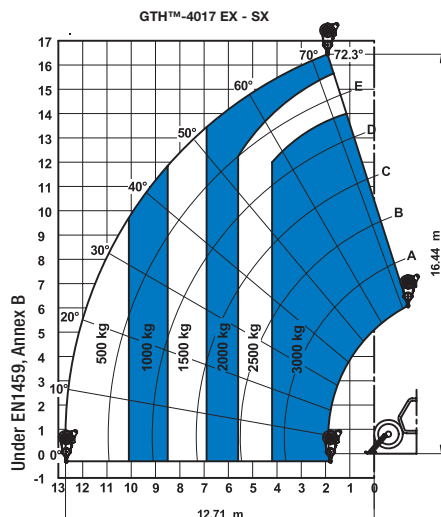
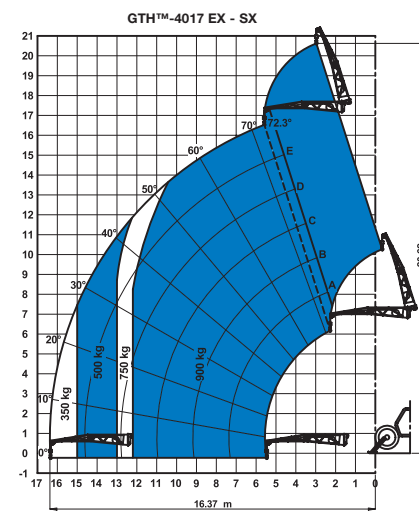
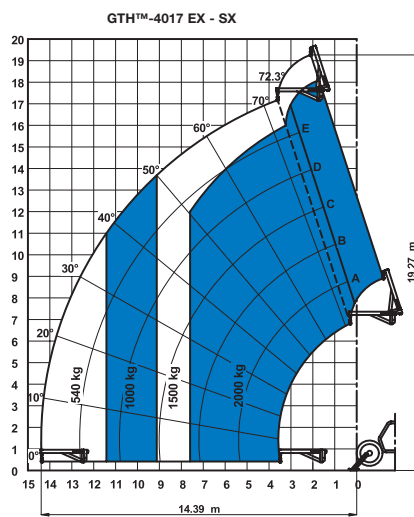

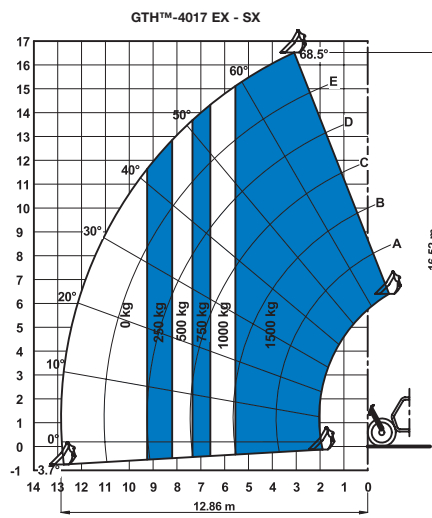
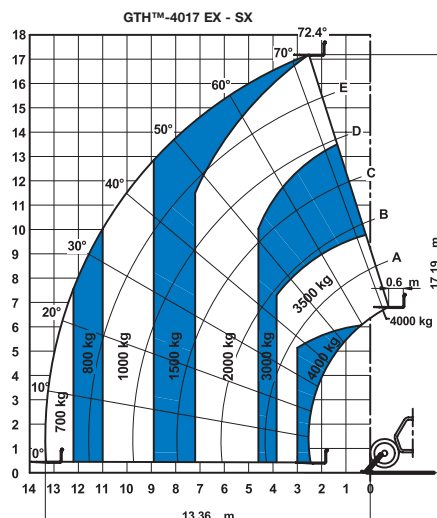
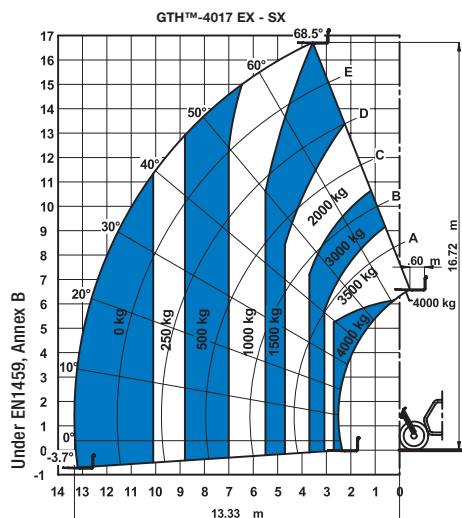
Noise emission conforms to EU Directive 2000/14/EC (LpA=83 dB, LwA=103dB)

Vibration levels according to EN13059:2002 (hand-arm <2.5m/s², whole body 0.23m/s²)

\* Without load

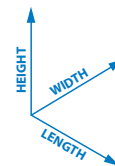
\*\* Weight will vary depending on options and/or country standards








# Specifications

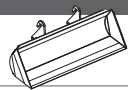
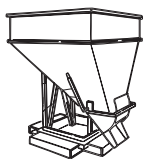
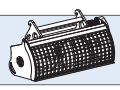

Dimension references




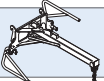

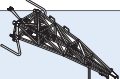

## FORK ATTACHMENTS

	Part number	Description	Payload	Width	Length	Height	Weight
	55.0750.0033	Floating forks	4,000 kg	1375 mm	1625 mm	1125 mm	365 kg
	55.0750.0002	FEM 3 plate and forks kit	4,000 kg	1390 mm	1505 mm	1130 mm	380 kg
	59.0601.5003	Hydraulic FEM 3 forks side-shift +/- 100 mm	4,000 kg	1,370 mm	1,620 mm	1,145 mm	520 kg

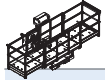

## BUCKET AND SHOVEL ATTACHMENTS

	Part number	Description	Width	Length	Height	Weight	Hyd. flow max.
	59.0201.9004	800 L loading shovel	2,435 mm	1,070 mm	940 mm	450 kg	
	59.0400.0000	500 L concrete bucket manual discharge	1,110 mm	1,110 mm	1,320 mm	230 kg	
	59.0400.1000	500 L concrete bucket hydraulic discharge	1,110 mm	1,110 mm	1,320 mm	244 kg	65/250 (L/min)/bars
	59.0400.2000	800 L concrete bucket manual discharge	1,110 mm	1,110 mm	1,520 mm	250 kg	60/220 (L/min)/bars
	59.0400.3000	800 L concrete bucket hydraulic discharge	1,110 mm	1,110 mm	1,520 mm	264 kg	60/220 (L/min)/bars
	59.0401.2002	450 L concrete mixing bucket fully hydraulic	1,650 mm	880 mm	990 mm	550/1,850 kg	60/220 (L/min)/bars
	59.0400.7000	Brick holder basket	800 mm	1,110 mm	1,150 mm	120 kg	

## HANDLING AND LIFTING ATTACHMENTS

	Part number	Description	Payload	Width	Length	Height*	Weight
	59.0700.9002	5T fixed hook on plate	4,000 kg	1,335 mm	830 mm	1,070/1,110 mm	160 kg
	59.0802.3007	2m/2000 Kg mechanical jib	2,000 kg	1,335 mm	2,290 mm	800/1,080 mm	255 kg
	59.0802.3008	4m/900 Kg mechanical jib	900 kg	1,190 mm	4,450 mm	980/1,220 mm	245 kg
	59.0802.3009	4m/900 kg hydraulic jib	900 kg	1,190 mm	4,485 mm	980/1,220 mm	320 kg
	59.0901.9002	3T hydraulic hoist	3,000 kg	1,335 mm	830 mm	1,260/1,260 mm	350 kg

## WORK PLATFORM ATTACHMENTS\*\*

	Part number	Description	Payload	Width***	Length	Height	Weight
	59.1111.6001	Rotating and extendable +/-90° 3 persons max.	700 kg	2,520 mm up to 4,610 mm	2,110 mm	1,850 mm	920 kg
	59.1111.6010	Fixed non extendable 2 persons max.	300 kg	2,300 mm	1,490 mm	1,710 mm	400 kg

\* Legs folded up/down

\*\* EX models only

\*\*\* Stowed/extended

# Features

## STANDARD FEATURES

### MEASUREMENTS

- 4,000 kg (8,818 lb) maximum lift capacity
- 17.19 m (56 ft 5 in) maximum lift height
- 13.33 m (43 ft 9 in) maximum forward reach

### PRODUCTIVITY

- 4 x 4
- 4 - wheel steer
- 3 steering modes:
  - front wheel steer
  - crab steer
  - coordinated steer
- Hydraulic line on boom
- Power assisted steering
- Front outriggers
- Hydrostatic transmission with variable displacement pump and motor
- Mechanical 3x1 joystick on GTH™-4017 SX
- Electro-proportional 4x1 joystick on GTH™-4017 EX
- Limited slip differential on front axle
- Chassis levelling on front axle +/- 7°
- Attachment holder plate - mechanical coupling
- Two-section door (glass upper/steel lower)
- Angle and length indicators on boom correspond to load charts
- Adjustable suspended seat with operator detection seat contact switch
- Battery disconnection switch
- Large diameter steering wheel
- Front & rear windscreen wipers
- Sunshield
- Roof protection grid
- Two side view mirrors & rear fish eye mirror
- Front & rear lights
- Side mounted engine for easy access to components
- Oil immersed, multi-disc brakes on both axles
- Self activated parking brake hydraulically released
- Lockable fuel tank
- Maintenance collar
- Rear wheel alignment system
- Hydraulic inching by service brake pedal action
- Road/jobsite switch
- Stability and load control system:
  - Load moment indicator with LEDs
  - Audible alarm
  - Automatic lock-out of boom extension and lowering
  - Automatic lock-out of stabilisers
  - Automatic lock-out of rear axle

### POWER

- Perkins turbo diesel 99 hp (74 kW), stage III

### TYRES

- 405/70-24" PR14. 8 holes wheel disc (DIN 70361)



## OPTIONS & ACCESSORIES

### PRODUCTIVITY

- Air conditioning
- Main electrical line on boom
- Additional electrical line with cable reel on boom
- Additional hydraulic line on boom
- GM-1 Articulation for Manitou attachments\*
- Hydraulic quick coupling for attachments
- Adjustable spotlight on boom
- Adjustable spotlight on cab
- Windshield protection grid
- Wiper on cab roof
- 6 t towing hook
- Rear electrical socket
- Winter fuel -22°C
- Low temperature hydraulic oil
- Biodegradable hydraulic oil
- 10 t hydraulic jack + 24 mm box wrench
- Concrete mixing bucket pre-arrangement on GTH™-4017 EX
- Work platform attachment pre-arrangement on GTH™-4017 EX

### TYRES AND WHEELS

- Spare wheel 405/70-24" PR14

### ATTACHMENTS

- Floating forks L 1200 mm, section 120x50 mm
- GM-1 floating forks L 1200 mm, section 120x50 mm\*\*
- Floating forks L 1200 mm, section 100x50 mm (UK only)
- FEM 3 plate and forks kit
- FEM 3 forks with hydraulic side-shift (+/-100 mm)
- 800 L loading shovel
- 500/800 L concrete bucket (manual or hydraulic discharge)
- 450 L concrete mixing bucket (fully hydraulic)
- Brick-holder basket
- Fixed hook on plate
- 2 m mechanical extension jib, 2,000 kg capacity
- 4 m mechanical or hydraulic extension jib, 900 kg capacity
- 3 t hydraulic hoist
- Fixed work man platform on GTH™-4017 EX
- Rotating and extendable work man platform on GTH™-4017 EX

## Enquiries from Europe:

Tel: +31 165 519 361  
Fax: +31 165 511 148  
Email: AWP-InfoEurope@terex.com

## Offices:

### France

Tel: +33 (0)2 37 26 09 99  
Fax: +33 (0)2 37 26 09 98

### Germany

Tel: +49 (0)4221 491 810  
Fax: +49 (0)4221 491 820

### Spain

Tel: +34 93 572 50 90  
Fax: +34 93 572 50 91

### Scandinavia

Tel: +46 31 57 51 00  
Fax: +46 31 57 51 04

### The Netherlands

Tel: +31 165 519 361  
Fax: +31 165 511 148

### UK

The Maltings  
Wharf Road  
Grantham NG31 6BH  
UK  
Tel: +44 (0)1476 584333  
Fax: +44 (0)1476 584334

### Middle East

Tel: +971 4 399 0381  
Fax: +971 4 399 0382  
Email: AWP.Infome@terex.com

### Russia & CIS countries

Tel: +7 495 660 32 30  
Fax: +7 495 660 32 29  
Email: info@terexrus.ru

## Corporate Headquarters:

### United States

18340 NE 76th Street  
P.O. Box 97030  
Redmond, WA  
USA 98073-9730  
Tel: +1 425 881-1800  
Fax: +1 425 883-3475

## Distributed By:

\* Contact your sales representative for further information.

\*\* Only available with factory installed GM-1 Articulation for Manitou attachments.

Effective date: March, 2012. Product specifications and prices are subject to change without notice or obligation. The photographs and/or drawings in this document are for illustrative purposes only. Refer to the appropriate Operator's Manual for instructions on the proper use of this equipment. Failure to follow the appropriate Operator's Manual when using our equipment or to otherwise act irresponsibly may result in serious injury or death. The only warranty applicable to our equipment is the standard written warranty applicable to the particular product and sale and we make no other warranty, expressed or implied. Products and services listed may be trademarks, service marks or trade-names of Terex Corporation and/or their subsidiaries in the U.S.A. and many other countries. Genie is a Registered Trademark of Terex South Dakota, Inc. © 2012 Terex Corporation.