



# EXCAVATORS




# WHEEL BACKHOE



**PC02**



**PC04**



Bucket capacity	0.10 m <sup>3</sup> (0.13 cu.yd)	0.08~0.21 m <sup>3</sup> (0.10~0.27 cu.yd)
Flywheel horsepower	20 HP/2200 RPM	30 HP/2500 RPM
Operating weight	2550 kg (5,620 lb)	4200 kg (9,260 lb)
Travel speed	1.7 km/h (1.1 MPH)	2 km/h (1.2 MPH)
Swing speed	12.5 RPM	10.5 RPM
Max. digging depth	2500 mm (98.4")	3200 mm (126.0")
Max. digging height	3440 mm (135.4")	4765 mm (187.6")
Max. dumping height	2300 mm ( 90.6")	3100 mm (122.0")
Overall dimensions length (shipping)	4270 mm (168.1")	5235 mm (206.1")
height (to top of operator's cab)	2285 mm ( 70.0")	2360 mm ( 92.9")
width	1470 mm ( 57.9")	1750 mm ( 68.9")
Ground pressure	0.25 kg/cm <sup>2</sup> (3.56 PSI)	0.28 kg/cm <sup>2</sup> (3.98 PSI)
No. of track rollers	4	5
Length of track on ground	1535 mm (60.4")	1730 mm (68.1")
Track shoe width	300 mm (11.8")	400 mm (15.7")

Bucket capacity
Flywheel horsepower
Operating weight
Transmission/travel speeds
Max. drawbar pull
Min. turning radius
Digging force
Max. digging reach: downward upward
Max. loading height
Swing angle: right left
Overall dimensions length (in traveling) width (in traveling) height (in traveling) wheelbase blade width blade height