



Registered
ISO 9001:2000 / ISO 14001:2004

2015 PRODUCTS GUIDE



WHY- D&A HYDRAULIC BREAKER

- **Auto-Stop (Anti-Blank Fire) System**

Protects internal components and chisel pins by reducing blank firing (40V, 60V, 100V and above). Reduces through bolt stretching, ensuring that the torque remains within specification for longer life.

- **Internal Accumulator**

Increases power and protects carrier hydraulic pump from the effects of pressure fluctuations. (40V and above)

- **Broad Range of Breakers**

Enabling correct matching to your carrier.

- **Silenced Models**

Protecting the environment.

- **Technology, Design And Manufacture**

Our in house engineers use top quality materials along with unique and updated design in the manufacture of D&A breakers.

D&A HEAVY INDUSTRIES V SERIES SILENCED BRE



Comprehens
harmony wit

V-Series Hyd
Excavators, S



MODEL		D&A 6V	D&A 8V	D&A 17V	D&A 40V	D&A 60V
Operating Weight	kg	55	120	187	260	330
	lbs	121	265	412	573	728
Required Oil Flow	l/min	18~25	15~35	23~70	35~70	40~110
	g/min	4.76~6.60	3.96~9.25	6.08~18.49	9.25~18.49	10.57~29.06
Operating Pressure	kg/cm ²	60~130	90~120	90~120	110~165	120~165
	psi	853~1,849	1,280~1,707	1,280~1,707	1,565~2,347	1,707~2,347
Number of Blow (Long stroke)	b.p.m	800~1,200	550~1,000	600~1,500	550~1,300	380~1,100
Number of Blow (Short stroke)	b.p.m	—	—	—	—	—
Relief Valve Setting Pressure	kg/cm ²	175	175	175	175	175
	psi	2,489	2,489	2,489	2,489	2,489
Tool Diameter	mm	40	45	57	70	75
	inch	1.57	1.77	2.24	2.76	2.95
Suitable Excavator	ton	0.5~2.0	0.8~2.5	1.5~4.0	3.0~6.5	4.5~8.0
	lbs	1,102~4,409	1,764~5,512	3,307~8,818	6,614~14,330	9,921~17,637
Accumulator Pressure	kg/cm ²	—	—	—	40	40
	psi	—	—	—	569	569

* Above specifications are subject to change without notice.

CO.,LTD

BREAKERS (8V and above)

ive range of breakers for perfect match and
h your carrier and excellent job application.

draulic Breakers for Backhoe Loaders,
kid-Steer Loaders and Mini-Excavators.



D&A 70V	D&A 80V	D&A 100V	D&A 130V	D&A 150V	D&A 180V
495 1,091	545 1,202	800 1,764	900 1,984	1,150 2,535	1,450 3,197
45~100 11.89~26.42	50~100 13.21~26.42	75~120 19.81~31.70	80~140 21.13~36.98	100~150 26.42~39.63	100~155 26.42~40.95
140~170 1,991~2,418	140~170 1,991~2,418	140~180 1,991~2,560	140~180 1,991~2,560	160~190 2,276~2,702	160~190 2,276~2,702
400~800	350~700	350~600	350~600	320~550	320~500
600~1,100	490~1,000	600~900	600~900	400~700	400~650
175 2,489	175 2,489	210 2,987	210 2,987	210 2,987	210 2,987
80 3.15	90 3.54	95 3.74	105 4.13	115 4.53	125 4.92
4.5~8.0 9,921~17,637	6.0~10.0 13,228~22,046	8.0~12.5 17,637~27,558	10~15 22,046~33,069	12~18 26,455~39,683	16~22 35,274~48,502
40 569	40 569	55 782	55 782	55 782	55 782

* Above specifications are provided only for references connected with carrier machines.

V SERIES HIGH-PERFORMANCE BREAKERS OFFER

- Highly efficient design
- More power and impact energy than competitors
- Low operating costs
- Minimum moving parts reducing machine down time
- Application range is wider



D&A 200V	D&A 220V	D&A 250V	D&A 300V	D&A 360V	D&A 450V
1,580 3,483	1,800 3,968	2,000 4,409	2,400 5,291	2,700 5,952	3,300 7,275
120~170 31.70~44.91	120~190 31.70~50.19	150~210 39.63~55.48	180~240 47.55~63.40	200~260 52.83~68.68	220~280 58.12~73.97
160~190 2,276~2,702	160~190 2,276~2,702	160~190 2,276~2,702	160~190 2,276~2,702	160~190 2,276~2,702	160~190 2,276~2,702
320~480	340~450	270~400	250~380	230~400	230~345
400~600	420~550	330~500	300~450	270~470	270~410
210 2,987	210 2,987	210 2,987	210 2,987	230 3,271	230 3,271
135 5.31	135 5.31	145 5.71	150 5.91	155 6.10	165 6.50
18~24 39,683~52,911	20~26 44,092~57,320	22~30 48,502~66,139	24~36 52,911~79,366	28~42 61,729~92,594	34~50 74,957~110,231
55 782	55 782	55 782	55 782	55 782	55 782


* Operating weight includes standard bracket pins, one chisel and two hydraulic hoses.

HYDRAULIC BREAKERS











D&A 550V	D&A 650V	D&A 700V	D&A 750V	D&A 1200V
3,800 8,378	4,500 9,921	5,700 12,566	7,000 15,432	10,000 22,046
240~320 63.40~84.54	260~360 68.68~95.10	310~390 81.89~103.03	350~420 92.46~110.95	450~530 118.88~140.01
160~190 2,276~2,702	150~190 2,134~2,702	170~210 2,418~2,987	170~210 2,418~2,987	170~210 2,418~2,987
230~330	270~380	280~355	280~350	250~320
270~550	380~530	380~480	320~430	290~380
210 2,987	210 2,987	250 3,556	250 3,556	250 3,556
175 6.89	180 7.09	200 7.87	205 8.07	240 9.45
40~60 88,185~132,277	45~80 99,208~176,370	58~100 127,868~220,462	60~100 132,277~220,462	85~140 187,393~308,647
55 782	55~60 782~853	55~60 782~853	55~60 782~853	55~60 782~853

■ Auto Grease Pump



■ Available Tools

	DESCRIPTION	APPLICATION
	 UNIVERSAL POINT	CONCRETE
	 MOIL POINT	ROCKS
	 WEDGE POINT	ASPHALT CUTTING TRENCHES & SLOPES
	 FLAT-END POINT	QUARRIES

NEW D&A HYDRAULIC BREAKERS DURABILITY AND LEVEL OF

① Auto-Stop

This system automatically stops operation of breaker when object is broken which protects damage to parts and extends the life time of breaker.

② Stroke Adjuster

Maximize productivity from variable speed control.
(D&A 70V and above)

③ Larger Gas Chamber

Ensures higher impact power.

④ Cushion Damper

Absorbs repercussion from hammering and increases carrier durability.

⑤ Main Valve

Higher efficiency created by use of internal control valve system. The breaker runs cooler and produces more energy to the tool.

⑥ Auto-Lubrication System

Option. For all models.

⑦ Accumulator

Less stress to hydraulic components by absorbing pressure fluctuations. Increases efficiency by combining with oil flow. (D&A 40V and above)

⑧ Piston

Higher impact power by long stroke.

⑨ Wide Chisel pin

Reduces abnormal and excessive wear.

⑩ Rockdragger with anti-abrasion steel

Use anti abrasion steel.

⑪ Well heat-treated tool

Longer life by good material.

KER ENHANCES POWER, CUSTOMER SATISFACTION



OPTION

- Auto-lubrication system (60V and above)
- Underwater application
- Tunneling work
- Safety valve (60V and above)

BREAKERS DESIGNED TO BE MOUNTED ON:

**Mini Excavators.
Backhoe Loaders.
Skid Steer Loaders.
Fixed Booms Rock Breaker**



MODEL		D&A 40V	D&A 60V	D&A 70V	D&A 80V
Operating Weight	kg (lbs)	260 (573)	330 (728)	480 (1,058)	540 (1,190)
Required Oil Flow	ℓ/min g/min	35~70 9.25~18.49	40~110 10.57~29.06	45~100 11.89~26.42	50~110 13.21~29.06
Operating Pressure	kg/cm ² psi	110~165 1,565~2,347	120~165 1,707~2,347	140~170 1,991~2,418	140~170 1,991~2,418
Number of Blow (Long stroke)	b.p.m	550~1,300	380~1,100	400~800	350~700
Number of Blow (Short stroke)	b.p.m	—	—	600~1,100	490~1,000
Relief Valve Setting Pressure	kg/cm ² (psi)	175 (2,489)	175 (2,489)	175 (2,489)	175 (2,489)
Tool Diameter	mm (inch)	70 (2.76)	75 (2.95)	80 (3.15)	90 (3.54)
Suitable Excavator	ton lbs	3.0~6.5 6,614~14,330	4.5~8.0 9,921~17,637	4.5~8.0 9,921~17,637	6.0~10.0 13,228~22,046
Accumulator Pressure	kg/cm ² (psi)	40 (569)	40 (569)	40 (569)	40 (569)

* Above specifications are subject to change without notice.

HYDRAULIC BREAKERS



MODEL		D&A 17S	D&A 40S	D&A 60S	D&A 70S
Operating Weight	kg (lbs)	254 (560)	336 (741)	480 (1,058)	526 (1,160)
Required Oil Flow	ℓ/min	23~70	35~70	50~125	70~140
	g/min	6.08~18.49	9.25~18.49	13.21~33.02	18.49~36.98
Operating Pressure	kg/cm ²	100~190	110~190	120~190	140~190
	psi	1,422~2,702	1,565~2,702	1,707~2,702	1,991~2,702
Number of Blow (Long stroke)	b.p.m	600~1,500	380~1,000	380~1,100	400~800
Number of Blow (Short stroke)	b.p.m	—	—	—	600~1,100
2nd Relief Setting Pressure**	kg/cm ² (psi)	230 (3,271)	230 (3,271)	230 (3,271)	230 (3,271)
Tool Diameter	mm	57 (2.24)	70 (2.76)	75 (2.95)	80 (3.15)
	(inch)				
Suitable Excavator	ton	1.5~4.0	3.0~6.5	4.5~8.0	4.5~8.0
	lbs	3,307~8,818	6,614~14,330	9,921~17,637	9,921~17,637

* Above specifications are subject to change without notice.

** Head Cap gas pressure 10~12 bar.

DFS Series SHEAR


- 360° rotating system by hydraulic swivel motor.
- Available to cut reinforced steel structures such as H-beam, I-beam and channel.



MODEL		DFS 03	DFS 30	DFS 40
Reinforcing Bar	mm	25 x 3	30 x 15	30 x 20
Channel	mm	100 x 50 x 5	380 x 100 x 16	425 x 100 x 10
Angle	mm	80 x 80 x 6	150 x 150 x 12	300 x 300 x 12
H-Beam	mm		200 x 200 x 8 x 12	300 x 300 x 10 x 15
Maximum	mm		300 x 150	500 x 200

* Above specifications are subject to change without notice.

- Designed for scrap preparation and recycling in scrap yard.
- Speed up valve as option.



MODEL		DFS 03	DFS 30	DFS 40	
Operating Weight	kg (lbs)	325 (717)	2,600 (5,732)	3,400 (7,496)	
Operating Pressure	kg/cm ² (psi)	210 (2,987)	320 (4,551)	320 (4,551)	
Max. Opening Jaw	mm (inch)	400 (15.75)	570 (22.44)	600 (23.62)	
Cutting Force	ton	31	160	336	
Cutter Length	mm (inch)	100 (3.94)	600 (23.62)	600 (23.62)	
Suitable Excavator	ton	3~8	26~36	36~45	
Swing System		Mechanical	Hydraulic	Hydraulic	
HYD. Swivel Motor	Max. Set Pressure	kg/cm ²	—	160	160
	Required Oil Flow	lpm	—	15~60	15~60
	Speed of Rotation	rpm	—	10~18	10~18

* Above specifications are subject to change without notice.

COMPACTOR

- Simple operating device
- Minimum maintenance
- Fast and easy installation
- No greasing required
- High impulse force
- Unique designed shock absorber



MODEL		D&A 7C	D&A 20C
Impulse Force	ton (ft.lb)	Max 3.7 (8.16)	Max 7.3 (16.09)
Vibration Per Minute	vpm	Max 2,200	Max 2,200
Required Oil Flow	lpm	68	114
Operating Pressure	kg/cm ² (psi)	Max 138 (1,963)	Max 207 (2,944)
Operating Weight	kg (lbs)	390 (860)	712 (1,570)
Plate Size	mm	620 x 700	800 x 900
Suitable Excavator	ton	4~12	12~20 (24)

* Above specifications are subject to change without notice.

- Auto oil flow & pressure control valve installed
- Easy work at various compaction job sites with 360° of Hydraulic Rotator. (R-type)
- Protected hoses installed inside the housing. (R-type)




D&A 30C	D&A 20CR	D&A 30CR
Max 11 (24.25)	Max 7.3 (16.09)	Max 11 (24.25)
Max 2,200	Max 2,200	Max 2,200
178	114	178
Max 150 (2,134)	Max 207 (2,944)	Max 150 (2,134)
904 (1,993)	1,150 (2,535)	1,270 (2,800)
850 x 1,150	800 x 900	850 x 1,150
14~30	12~20 (24)	14~30

DMC Series

CRUSHER

DMC is a versatile Crusher for Primary, Secondary Demolition for Concrete & Shearing for scrap steels


- Shearing steel, Pulverizing, Crushing Concrete
- 360° Hydraulic Rotation System
- Auto Clearance Control
- Reversible & Exchangeable Blade with 4 edges
- Speed up valve as option.



SHEARING CAPABILITY		DMC 20	DMC 30
Round Bar	mm	Ø35	Ø45
Channel	mm	250 x 90 x 11	425 x 100 x 16
Angle	mm	200 x 200 x 11	300 x 300 x 16
H-Beam	mm	200 x 200 x 10	250 x 250 x 14
Maximum	mm		300 x 300 x 12

* Above specifications are subject to change without notice.

MULTI FUNCTION CRUSHER



Crusher Jaw

MODEL			DMC 20	DMC 30
Suitable Carrier		ton	18~26	27~36
Operating Pressure		kg/cm ²	300	320
Oil Flow		lpm	200~250	250~300
Weight	Crusher Jaw	kg	1,650	2,630
	Pulverizer Jaw	kg	1,700	2,800
	Shear Jaw	kg	1,700	2,800
Overall Height	Crusher Jaw	mm	2,200	2,700
	Pulverizer Jaw	mm	2,100	2,700
	Shear Jaw	mm	2,100	2,650
Jaw Opening	Crusher Jaw	mm	900	1,100
	Pulverizer Jaw	mm	870	960
	Shear Jaw	mm	503	602
Jaw Depth	Crusher Jaw	mm	760	926
	Pulverizer Jaw	mm	810	990
	Shear Jaw	mm	550	717
Cutting Force		ton	225	335
Force @ Tip	Crusher Jaw	ton	77	137
	Pulverizer Jaw	ton	77	137
	Shear Jaw	ton	90	160
Cutter Length	Crusher Jaw	mm	180	180
	Pulverizer Jaw	mm	180	180
	Shear Jaw	mm	353	585
HYD. Swivel Motor	Max. Set Pressure	kg/cm ²	160	160
	Required Oil Flow	lpm	15~60	15~60
	Speed of Rotation	lpm	10~18	10~18

* Above specifications are subject to change without notice.

FR/FC Series

CRUSHER

Multi Rotating Crusher (Primary + Secondary Job)

- 360° rotation device makes the job convenient and more efficient.
- Outstanding design allows the primary and secondary demolition work at same time.
- High performance and easy pulverization in narrow space.
- Speed up valve as option.



MODEL		FR 500R	FR 700R	FR 1000R
Operating Weight	kg (lbs)	1,600 (3,527)	1,900 (4,189)	2,800 (6,173)
Operating Pressure	kg/cm ² (psi)	320 (4,551)	320 (4,551)	320 (4,551)
Max. Opening Width	mm (inch)	720 (28.35)	830 (32.68)	950 (37.40)
Crushing Force	ton	90	115	138
Cutting Force	ton	170	200	270
Cutter Length	mm (inch)	150 (5.91)	180 (7.09)	180 (7.09)
Overall Length	mm (inch)	2,300 (90.55)	2,400 (94.49)	2,700 (106.30)
Overall Height	mm (inch)	1,144.5 (45.06)	1,200 (47.24)	1,463 (57.60)
Overall Width	mm (inch)	710 (27.95)	710 (27.95)	810 (31.89)
Suitable Excavator	ton	15~24	20~30	26~40
Swing System		Hydraulic	Hydraulic	Hydraulic

* FR(Hydraulic Rotating): Flow (40~60 l/min), Max pressure (140 kg/cm²)

MULTI ROTATING CRUSHER

- Hard face welding ensure long durability and low maintenance cost.
- Various teeth perform perfect pulverization and low transportation cost.
- Outstanding design enables low noise demolition work.
- Speed up valve as option.



FC 500	FC 700	FC 1000
1,343 (2,961)	1,880 (4,145)	2,334 (5,146)
320 (4,551)	320 (4,551)	320 (4,551)
720 (28.35)	830 (32.68)	950 (37.40)
105	115	138
165	200	270
150 (5.91)	180 (7.09)	180 (7.09)
2,020 (79.53)	2,280 (89.76)	2,300 (90.55)
1,240 (48.82)	1,420 (55.91)	1,650 (64.96)
460 (18.11)	490 (19.29)	550 (21.65)
12~20	18~30	26~40
—	—	—

* Above specifications are subject to change without notice.



Not all products are available in markets. Under our policy of continuous improvement, we reserve the right to change specifications and design without prior notice.

www.dnabreaker.com

Head Office #901, ACE High-end Tower 9th, 233,
Gasam Digital 1-Ro, Geumcheon-Gu, Seoul, 153-803, Korea
Tel (Rep.): +82 2 2617 0488 Fax (Rep.): +82 2 2617 0489

