

ATLAS
KOMPAKT

AC 60B

AC 60B MINI-SIZED EXCAVATOR



Engine netpower: 36.2 kW

Machine weight: 6180 kg

Powerful Engine


Customized Yanmar direct injection engine, powerful and fuel saving;
Optimized matching between engine and main pump at lower speed, it is more efficient and fuel saving.



Outstanding Performance

Customized main control valve

Customized main control valve, optimized efficiency and fuel consumption, and also the new sunward valve provides an extremely practical mode: levelling mode. Under this mode, the arm circuit is three pump flow converging, thus the levelling efficiency is greatly improved.



Optimised Site Cleaning

The distance between the blade and the bucket at ground has been optimized, it gives easier operation of site cleaning and levelling.



Enhanced Digging Force


The bucket digging force is up to 47kN, it allows operator to work in any tough condition.



Versatility

Two auxiliary circuits

Standard with two auxiliary circuits, the maximum oil flow is up to 100L/min, it allows operator to use most of the attachments.



Comfort


Proportional joystick

Standard with one proportional joystick, convenient thumb-operated switch allows operator to control auxiliary circuits easier.



Suspension Seat

Weight-adjustable full suspension seat, two-stage adjustable and well ergonomically designed, it provides spacious operating space and reduces operator fatigue.



Air Conditioning

Standard with air conditioning, The strong cooling heating system and the positioning of 7 vents around the operator gives all-round comfort.



Digital Panel

5.7 inch LCD sunward homemade digital panel, it is user-friendly and easy accessing. You'll always be aware of the machine's functioning status.



Machine status




Settings



Maintenance and fault diagnosis

Easy maintenance

As the rear and front bonnets are full-opening, Engine, main control valve and other components are easily accessible for inspection and repair.



- A** Air filter
- B** Fuel filter
- C** Oil filter
- D** Oil filling port
- E** Water separator
- F** Expansion tank
- G** Window washer



Pilot filter




Breather



Radiator



Main control valve



Battery switch



Battery



Refuelling pump

Standard Equipment

Engine/Fuel System

- Double-element air filter
- Electric refuel pump
- Water separator with drain cock

Undercarriage

- 400 mm rubber track
- 1 x upper track roller
- 5 double-flange track rollers on each track
- 2-speed travel switch

Hydraulic System

- Hydraulic pressure checking ports
- Straight travel circuit
- Third line hydraulic return
- Double auxiliary circuit for accessories
- Auxiliary switch (SP1) on right joystick
- Auxiliary switch (SP2) on left pedal

Safety System

- Travel motor with disc brake
- Swivel motor with disc brake
- Safety hammer

Cabin

- FOPS, TOPS
- Weight-adjustable full suspension seat
- Seatbelt
- Travel levers with foot pedals
- Right proportional joystick
- Air conditioning
- Cabin heater for defrosting and demisting

Working Equipment

- 12V power source
- 2 speakers and radio aerial
- Location for radio
- Side mirrors
- Cup holder

Working Equipment

- Auxiliary hydraulic circuits piping to the arm end
- 2 working lights on platform and 1 light on the boom
- 1600mm arm
- 680mm bucket

Optional Equipment

Working Equipment

- 1760mm arm
- Mechanical quick coupler
- 300mm bucket
- 1500mm bucket

Undercarriage

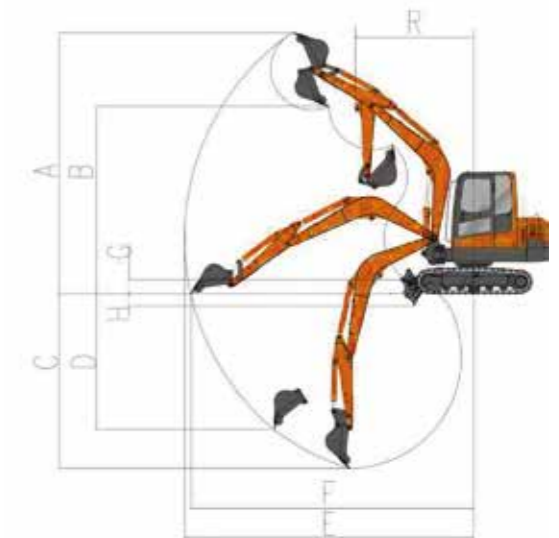
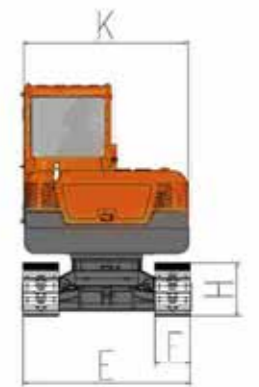
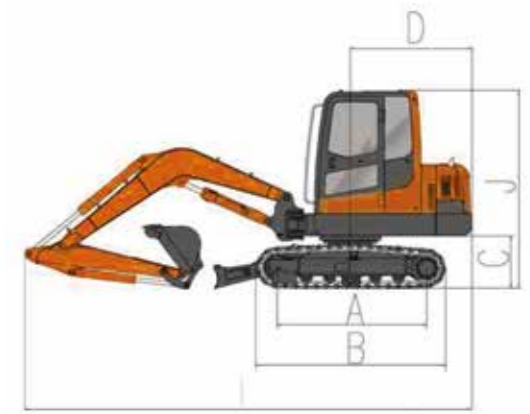
- 400 mm steel track

Cabin

- Left proportional joystick

AC60B Technical Parameters

Overall(L×W×H)		mm	5875×1900×2615
Dimensions	A	Tumbler length	mm 1965
	B	Track length	mm 2495
	C	Counterweight clearance	mm 700
	D	Tail swing radius	mm 1600
	E	Track width	mm 1880
	F	Track shoe width	mm 400
	G	Ground clearance	mm 320
	H	Track height	mm 595
	I	Shipping length	mm 5875
	J	Shipping height	mm 2615
	K	Upeerstructure width	mm 1900
Working range	A	Maximum dig height	mm 5855
	B	Maximum dump clearance	mm 4175
	C	Dig depth	mm 3765
	D	Vertical wall dig depth	mm 3290
	E	Maximum reach	mm 6175
	F	Maximum reach at ground level	mm 6040
	G	Maximum blade height	mm 445
	H	Maximum blade depth	mm 340
	I	Swing radius	mm 2480
	J	Blade(L×W)	mm 1900X340
Weight		Rubber track	T 6.11
		Steel track	T 6.18
	Bucket capacity	m ³	0.18
	Bucket digging force(ISO)	kN	47
	Arm digging force(ISO)	kN	31
	Maximum traction	kN	42.1
	Boom swing angle	°	R48/L72
	Travel speed	km/h	4.74/2.75
	Gradeability	°	35
	Ground pressure	kPa	35.6
	Swing speed	rpm	9.4
Engine		Brand	YANMAR
		Model	4TNV94L-BVSU
		Type	4 cylinder,4 stroke,water-cooled
		Displacement	L 3.054
		Rated power	kW/rpm 36.2/2100
	Fuel tank capacity	L 113	
Main pump		Type	2 variable displacement piston pump,1 gear pump
		Oil flow	L/min 2×59+42
	Relief valve pressure	MPa	2×24+21
	Hydraulic tank capacity	L	73



Load Capacity:

Lift Point Height	Lift Point Radius(MAX)		Lift Point Radius(5.0m)		Lift Point Radius(4.0m)		Lift Point Radius(3.0m)	
	Over-front(kg)	Over-side(kg)	Over-front(kg)	Over-side(kg)	Over-front(kg)	Over-side(kg)	Over-front(kg)	Over-side(kg)
4.0	885.40*	837.50*	—	—	842.30*	861.40*	—	—
3.0	866.20*	581.70	—	—	885.40*	871.00*	—	—
2.0	832.70*	486.80	—	—	981.10*	697.20	1316.10*	1301.70*
1.0	890.20*	449.70	918.90*	474.50	1115.10*	631.20	1703.70*	969.50
0.0	1186.90*	585.80	1196.40*	614.70	1483.60*	750.90	1971.70*	1043.80
-1.0	1172.50*	614.70	—	—	1182.10*	639.50	1617.60*	837.50
-2.0	713.10*	833.40	—	—	713.10*	833.40	1397.40*	915.90

Notes :

1. Load with * is limited by hydraulic capacity and based on ISO 10567. Rated loads do not exceed 87% of hydraulic capacity.
2. Load without * is limited by tipping load and based on ISO 10567. Rated loads do not exceed 75% of tipping capacity.
3. The excavator bucket, hook, sling and other lifting accessories are not included in this table.

ATLAS MPAKT

ATLAS KOMPACT GmbH

Stedinger Strasse 324, 27751 Delmenhorst, Germany

Tel.: +49 (0) 4221 491330; Fax: +49 (0) 4221 491331

E-mail: info@atlas-kompakt.com

www.atlas-kompakt.com

Please read the manual book and maintenance book before operation, changes are periodically added to the information, and ATLAS KOMPACT may change the products or services described in this book at any time without announcement. All rights of this manual book reserve to ATLAS KOMPACT. ATLAS KOMPACT Internal Use Only.
AC EN 2017-11

Ref. no.: 8400643