


810K-MCS



- power to lift





Loading group HC1/HD4/B3		810-K1	810-K2	810-K3	810-K4
Type				K-MCS	
TECHNICAL DATA					
Load moment	tm	7.6	7.5	7.3	7.1
Hydraulic reach	m	5.3	7.3	9.1	11.0
Slewing torque	kgm		840		
Slewing angle	°		400		
Working pressure	bar		325		
Weight excl. stabilizer legs	kg	685	760	830	895
Weight of stabilizer legs, standard	kg		120		
Pump performance	l/min		35		
Oil capacity in tank fitted on crane	l		50		
Power consumption	kW		19		
GEOMETRY					
Height above mounting surface	mm	1910	1910	1910	1910
Width, folded	mm		2200		
Length of crane, no extra valves	mm		661		
Length with 2 extra valves in internal hose reel	mm		661		
Single Power Plus link arm system			Basic		
Over-bending on crane	°		15		
Hook height 1 m from column	m	2.76	2.67	2.58	2.5
CONTROL MODE					
Manual operation of crane (MC)				Basic	
Manual operation of stabilizer functions				Basic	
Dual control of crane and stabilizer functions				Basic	
CONTROLS					
RCL 5300 Safety System				Basic	
Control valve type (-h) for crane operation				Basic	
Control valve type (-h) for operation of stabilizer legs and beams				Basic	
Electro-hydraulic speed adaptation system HDL-h				Basic	
OPTIONS: HYDRAULIC EQUIPMENT					
High-pressure filter				Option	
Hydraulically extensible stabilizer beam				Option	
Quick-release couplings for extra valves				Option	
Extra valves in hose guides				Option	
Extra valves in hose reels internally in the jib extensions				Option	
Extra valves in external hose reels				Option	
2 available functions (not with hydraulically extensible stabilizer beam)				Option	
Biodegradable oil				Option	
Oil tank fitted on crane				Option	
OTHER EQUIPMENT					
Number of manual extensions		1	1	1	1
EVS stability monitoring system for manually operated cranes				Option	
Work light on crane				Option	
Fixed stabilizer legs type V				Basic	
Manual swing-up stabilizer leg, type R 45°, 90°, 135°, 180°				Option	
Swing-up stabilizer leg, type R 45°, 90°, 135°, 180° with gas spring				Option	
Box with stop button (ESD)				Basic	
Mechanical limitation of the slewing area 210°				Option	



HMF RCL 5300

The safety system monitors the load moment of the crane as well as the vehicle stability and thereby, the safety of the crane operator.



Excellent Power-to-Weight Ratio

Very low tare weight combined with high lifting capacity for high loading capacity and efficiency during loading and unloading.



Efficient Dual Control

The crane is equipped with dual control of both the crane control valve and the stabilizer control valve.



Single Link Arm System

The HMF single Power Plus link arm system has an excellent lifting capacity at long reach and works particularly fast when loading and unloading with grab.



MCS - Manual Control - extra Capacity


(Manual Control Superior)

The crane is equipped with a manually operated control valve and HDL function that provide precise and simple control of the crane functions. The RCL 5300 TCL Safety System will only limit the load moment increasing movements if the crane reaches 100% capacity - all other functions remain fully operational.



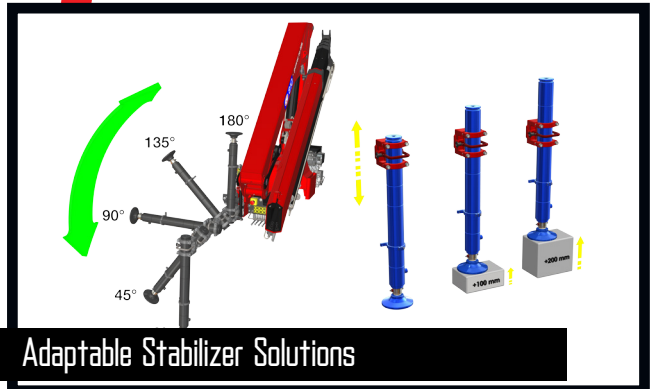
Internal Hose Routing

Internal hose routing both through the column and stabilizer beams gives the crane an elegant design which also provides maximum protection for the hoses from wear, sunlight and other mechanical stress.



Regeneration on the Jib Extension System

A special regeneration valve on the extension cylinders of the boom system increases the operating speed significantly, so the crane's loading cycle is very rapid and economically optimal. The valve adapts to the specific loading conditions, so that the necessary power is always available.



Adaptable Stabilizer Solutions

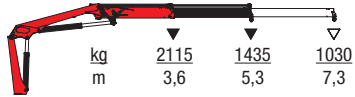
The crane's stabilizer legs are robust, easy to handle and require minimum space. You can choose between fixed stabilizer legs or manual swing-up stabilizer legs (45°, 90°, 135°, 180°) with or without gas spring. The stabilizer cylinder is adjustable by +/- 200 mm in height, with full stroke.




- power to lift



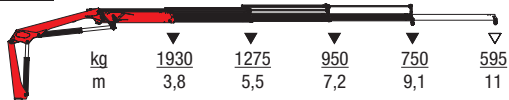
810K1-MCS




810K2-MCS



810K3-MCS



810K4-MCS



▼ Lifting capacity without manual extensions
 ▽ Lifting capacity with manual extensions



- power to lift
HMF Group A/S

Oddervej 200 · DK-8270 Højbjerg
 Tel.: +45 8627 0800 · info@hmf.dk

www.hmf.dk

Z008945-05

We reserve the right to introduce improvements and modifications