

# 775F

Off-Highway Truck



---

**Cat® Engine C27 with ACERT™ Technology**

**Gross Power (SAE J1995)** 587 kW/798 hp

**Net Power (ISO 9249) at 2000 rpm** 552 kW/751 hp

**Target Gross Machine Operating Weight** 109 770 kg

**Nominal Payload Class** 63.5 tonnes

**Body Capacity – SAE 2:1  
(with dual slope body)** 42.5 m<sup>3</sup>

# 775F Off-Highway Truck

*Engineered for performance, designed for comfort, built to last.*

---

## Power Train – Engine

- ✓ The Cat® C27 engine with ACERT™ Technology uses advanced engine technology to reduce emissions without after-treatment. The turbocharged, aftercooled 12-cylinder engine has higher horsepower and faster response for superior performance in demanding applications. **pg. 4**

---

## Power Train – Transmission

- ✓ The Cat® seven-speed power shift transmission matched with the Cat C27 engine with ACERT Technology provides constant power and efficiency over a wide operating speed range for optimal power train performance. **pg. 5**

---

## Structures

- ✓ The 775F features a mild-steel, box-section type frame, proven on the 775E to deliver durability and long life with low operating costs. Castings and forgings are strategically placed in high-stress areas to evenly distribute stresses and provide long fatigue life. **pg. 6**

---

## Serviceability

- ✓ The 775F offers 500-hour engine service intervals – 250 hours more than the 775E. Simplified service and maintenance features combined with improved service access are designed to reduce downtime. **pg. 12**

---

## Information & Monitoring Systems

- ✓ Standard on the 775F, the Cat Messenger system provides real-time engine performance and operating data. The 775F also offers the optional VIMS Advisor monitoring system, providing data for more than 250 machine functions. **pg. 13**

### *Top Performance.*

*Developed specifically for mining, quarry and construction applications, the 775F keeps material moving at high volume to lower cost-per ton.*

### *Reliable, Durable, Dependable.*

*Rugged construction and easy maintenance procedures ensure long life with low operating costs.*

### ✓ *New Feature*



---

### Operator's Station

- ✓ The 775F features an all new operator station with enhanced visibility, increased operator space and ergonomically designed controls that set new industry standards for operator comfort. All controls and gauges are positioned for optimum efficiency and total machine control. **pg. 7**

---

### Engine – Power Train Integration

- ✓ The Cat Data Link electronically combines engine, transmission, brake and operational information to optimize overall truck performance. Stored diagnostic data can be accessed via the Cat Electronic Technician (Cat ET) service tool to improve troubleshooting and reduce downtime. **pg. 8**

---

### Brake System

- ✓ Front dry disc and rear oil-cooled, multiple disc brakes are now hydraulically controlled, reducing maintenance costs and improving operator control and modulation. They provide exceptional, fade-resistant braking and retarding for maximum performance and productivity in all haul-road conditions. **pg. 10**

---

### Truck Body Systems

- ✓ The 775F offers five different body system selections to accommodate almost any type of application. These systems are designed to maximize strength and durability through rigorous testing in harsh environments to ensure the lowest cost per ton. **pg. 14**

---

### Customer Support

- ✓ Caterpillar® dealers provide unmatched product support, anywhere in the world. With industry-best parts availability and a wide range of maintenance and service options, Cat dealers have what it takes to keep your hauling machines productive. **pg. 16**

---


### Safety

- ✓ Caterpillar sets the standard when it comes to safety in the design and manufacturing of heavy equipment. Safety is not an afterthought at Caterpillar, but an integral part of all machine and systems designs. **pg. 17**



## Power Train – Engine

*The Cat® C27 engine with ACERT™ Technology is built for power, reliability and efficiency for superior performance in the toughest applications.*



**Cat C27 Engine with ACERT™ Technology.** With the C27 engine, Caterpillar optimizes engine performance while meeting European Union Stage II regulations. ACERT Technology reduces emissions during the combustion process by using advanced technology in the air and fuel systems, in conjunction with integrated electronics. Caterpillar meets emission regulations at the combustion source, rather than recycling exhaust.

**Engine Design.** The Cat C27 engine uses ACERT Technology and iron-specific features to deliver strong performance and long-term durability.

**EPA Compliant.** The C27 engine is compliant with European Union Stage II emissions regulations, reducing NOx 27.5 percent over the 3412E.

**Altitude Compensation.** Electronic engine control automatically compensates for load demand, high-altitude conditions and cold starting.

### **Single-Piece Piston Design.**

New single-piece forged steel pistons with integrated forged steel skirt are more robust to withstand high engine heat and pressure, and enable enhanced combustion efficiency, improved fuel efficiency and lower emissions. Corrosion-resistant, stainless steel top ring reduces ring, groove and liner wear for greater reliability and longer life.

**MEUI Fuel System.** Fuel delivery, provided by the MEUI mechanically actuated electronic unit injection system, involves a high degree of precision. Precisely shaping the combustion cycle lowers combustion chamber temperatures, generating fewer emissions and optimizing fuel combustion. The system senses operating conditions and regulates fuel delivery for optimum fuel efficiency, improved response times, lower emissions and less smoke.

### **Electronic Control Module (ECM).**

ECM uses advanced engine management software to monitor, control and protect the engine using self-diagnosing electronic sensors. The computerized system senses operating conditions and power requirements and adjusts the engine for peak performance and the most efficient operation at all times.

### **Advanced Diesel Engine Management A4 Engine Controller.**

The ADEM™ A4 electronic control module delivers optimum fuel performance. The engine management system provides flexible fuel mapping, allowing the engine to respond quickly to varying application needs. It tracks engine and machine conditions while keeping the engine operating at peak efficiency.

## Power Train – Transmission

*Cat power train delivers more power to the ground for greater productivity and lower operating costs.*

**Mechanical Power Train.** The Cat mechanical drive power train and power shift transmission provides unmatched operating efficiency and control on steep grades, in poor underfoot conditions, and on haul roads with high rolling resistance.

**Transmission.** Pairing the Caterpillar seven-speed planetary power shift transmission with the C27 diesel engine with ACERT Technology delivers constant power over a wide range of operating speeds.

- **Transmission Chassis Control (TCC).** TCC uses electronically transferred engine rpm data to execute shifts at preset points for optimum performance, efficiency and clutch life.

**Lock-Up Torque Converter.** Combines maximum rimpull and cushioned shifting of torque converter drive with the efficiency and performance of direct drive. The lock-up torque converter engages at approximately 8 km/h, delivering more power to the wheels.

- **Lock-Up Clutch.** Quickly releases and re-engages to reduce power train torque loads for smoother shifting, long life and a more comfortable ride.
- **ECPC (Electronic Clutch Pressure Control) System.** ECPC modulates clutch engagement individually, allowing for smoother speed and directional shifts. ECPC provides controls for both the torque converter lock-up clutch and the transmission clutches that are tailored to each particular upshift or downshift. This provides the operator a superior ride and reduced fatigue.



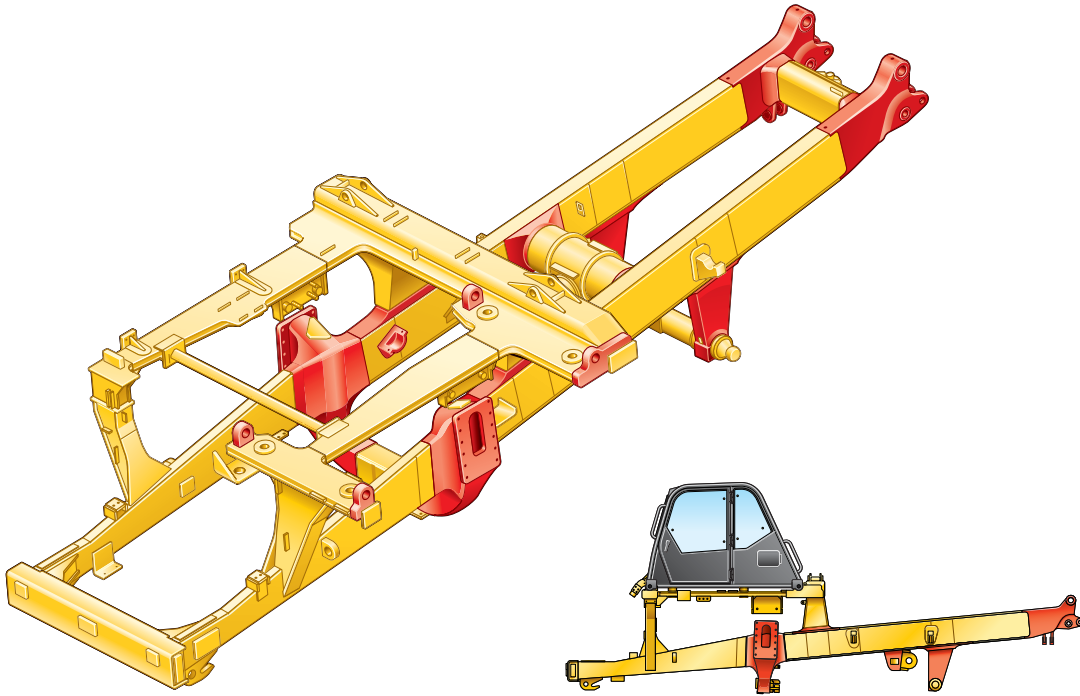
**Final Drives.** Cat final drives work as a system with the planetary power shift transmission to deliver maximum power to the ground. Built to withstand the forces of high torque and impact loads, double reduction final drives provide high torque multiplication to further reduce drive train stress.

- **Steering System.** Hydraulic steering control system is designed for exceptional smoothness and precise control. A separate circuit prevents cross contamination for long life.

- **Battery Powered Supplemental Steering.** A battery powered supplemental steering system uses pressure accumulators and allows up to three 90 degree turns in case of engine failure.
- **Wheels and Rims.** Cast rear wheels and Cat center-mount rims are mounted using studs and nuts to minimize maintenance and maximize durability.

## Structures

*Rugged Cat structures are the backbone of the 775F off-highway truck's durability.*



**Box-Section Design.** The 775F frame uses a box-section design, incorporating two forgings and 19 castings in high-stress areas with deep penetrating and continuous wrap-around welds to resist damage from twisting loads without adding extra weight.

- **Steel Structures.** Mild steel used throughout the frame provides flexibility, durability and resistance to impact loads, even in cold climates, and allows for easy field repairs.
- **Castings.** Castings have large radii with internal reinforcing ribs to dissipate stress in areas of high stress concentration. Castings move welds to lower stress areas for greater frame life.

**Integral Four-Post ROPS Cab.** Resiliently mounted to the main frame with all-new cab mounts that reduce vibration and sound, the integral ROPS is designed as an extension of the truck frame. The ROPS/FOPS structure provides “five-sided protection” for the operator.

**Suspension System.** Designed to dissipate haul-road and loading impacts for longer frame life and a more comfortable ride.

- **Cylinders.** Four independent self-contained, oil pneumatic, variable-rebound suspension cylinders are designed to absorb shocks in the most severe applications.
- **Durable Design.** Rugged cylinders use a large diameter bore and low pressure nitrogen/oil design for long life with minimal maintenance.
  - **Front.** Front cylinders with preset caster and camber are mounted to the frame and serve as steering kingpins for a tight turning radius with excellent maneuverability and low maintenance.
  - **Rear.** Rear cylinders allow axle oscillation and absorb bending and twisting stresses caused by uneven and rough haul roads rather than transmitting them to the frame.

**Technology Enhanced.** Caterpillar structures are tested using System Structural Analysis (SSA) to dynamically simulate operations in field environments and identify potential structural improvements in high stress areas. With analysis of machine structures and variables, such as haul road and payload, structural improvements were made to the frame to accommodate the new cab, platform, engine and radiator.

**Quality Control.** A Coordinate Measuring Machine (CMM) is used to inspect truck frames for consistency in the manufacturing process. Easy rebuild ability is thereby achieved by ensuring the frames are within tolerance, removing the need to alter down-stream parts.

## Operator's Station

*Ergonomically designed for operator comfort, superior control and high productivity.*

**Ergonomic Layout.** The 775F operator station is ergonomically designed for total machine control in a comfortable, productive and safe environment. All controls, levers, switches and gauges are positioned to maximize productivity and minimize operator fatigue.

**New ISO Designed Cab Mounts.** Integral, sound-suppressed cab is resiliently mounted to the frame to isolate the operator from sound and vibration for a quiet, secure and comfortable ride.

**Viewing Area.** Designed for excellent all-around visibility and clear sight lines to the haul road. The large viewing area, with 100 percent more glass, enables the operator to maneuver with confidence for greater productivity.

**Air Suspension Seat with Three-Point Operator Restraint.** Ergonomically designed, fully adjustable air suspension seat with adjustable armrests provides optimal driving comfort. A wide, retractable 3-point seat/shoulder belt provides a secure, comfortable restraint.

**Hoist Lever.** Four-position, low effort electronic hoist control system is positioned next to the gear selector in the right-hand console.

**Secondary Brake Pedal.** Conveniently located on the floor for easy operator control.

**Steering Column.** Comfortable steering wheel with tilt and telescoping function provides a comfortable driving position for all operators.

**Transmission Console.** Ergonomic gear shift lever with backlit gear indicators provides easy operation. The parking brake function is integrated into the gear selector.

**Trainer Seat.** The trainer seat is relocated to the left of the operator, which allows trainer to use same stairway. When not in use, the fold-down trainer seat creates a working surface with cup holder. The seat also folds up, providing more room for the operator. Under seat storage is convenient for stowing a lunch box.



**Operator Controls.** Easy to reach turn signal, high beam, intermittent windshield wiper and windshield washer controls are located on the left side of the steering column, and are designed for optimum efficiency and comfort.

**Heating/Air Conditioning.** Electronically controlled, four-speed fan and 13 vents deliver temperature-controlled air circulation for a comfortable working environment in any climate. Electronic controls reduce maintenance. More robust air compressor offers a 25 percent increase in BTU's, greater durability and longer life.

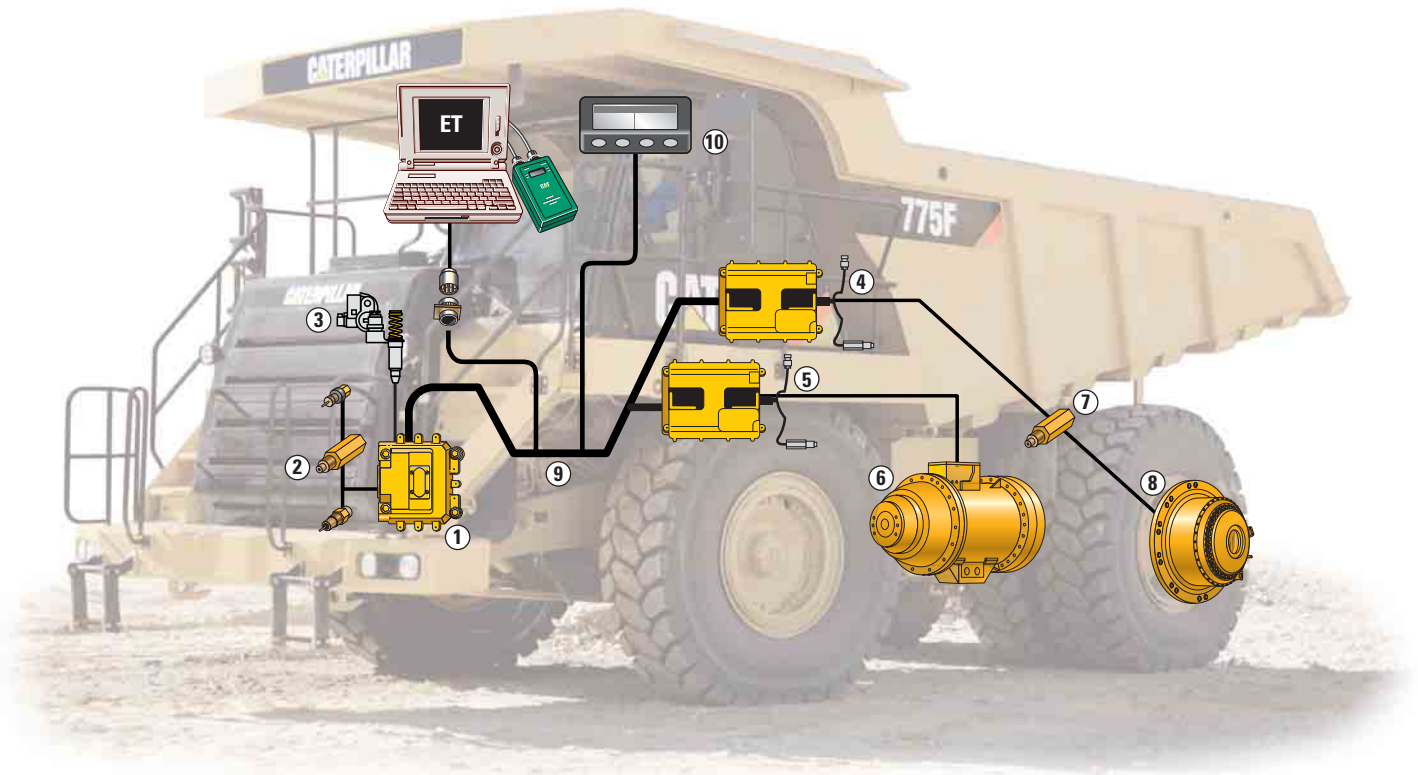
**Radio Ready.** Cab is prewired with power converter, speakers, wiring harness, antenna and necessities for add-on communication systems.

**Multiple Power Ports.** Power ports are conveniently located in three locations in the cab: one in the right-hand console, two behind the trainer seat, and one in the dash.

**Truck Production Management System (TPMS) (optional).** TPMS provides valuable payload and cycle time data, which is viewed through Messenger or VIMS Advisor to improve productivity.

## Engine – Power Train Integration

*This system electronically combines critical power train components to work together more intelligently to optimize overall truck performance.*



- 1 Engine Control Module (ECM)
- 2 Sensors
- 3 Electronic Unit Injector (EUI)
- 4 Automatic Retarder Control (ARC) and Traction Control System (TCS)
- 5 Transmission Chassis Control (TCC)
- 6 Transmission
- 7 Wheel Sensor
- 8 Brakes
- 9 Cat Data Link
- 10 Cat Messenger

**Cat Data Link.** Electronically integrates machine computer systems to optimize overall power train performance, increase reliability and component life, and reduce operating costs. All control modules communicate via the Cat Data Link and work together as an integrated system to maximize production efficiency and extend component life.

### **Transmission Chassis Control (TCC).**

TCC uses electronically transferred engine rpm data to execute shifts at preset points for optimum performance, efficiency and clutch life.

### **Electronic Technician (Cat ET).**

Cat ET service tool provides service technicians with easy access to stored diagnostic data through the Cat Data Link to simplify problem diagnosis and increase machine availability.



**Controlled Throttle Shifting.** Regulates engine rpm during shifting to reduce power train stress and clutch wear by controlling engine speed, torque converter lock-up, and transmission clutch engagement for smoother shifts and longer component life.

**Directional Shift Management.** Regulates engine speed during directional shifts to prevent damage caused by high-speed directional changes.

**Neutral Coast Inhibitor.** Prevents the transmission from shifting to neutral at speeds above 6.5 km/h, protecting the transmission from operating with insufficient lubrication.

**Body-up Shift Limiter.** Prevents the transmission from shifting above a pre-programmed gear without the body being fully lowered. This function is programmable via Cat Electronic Technician (Cat ET) and Messenger or Advisor.

**Body-up Reverse Neutralizer.** Automatically shifts the transmission to neutral if the hoist lever is activated while the transmission is shifted in reverse.

**Overspeed Protection.** The transmission control electronically senses engine conditions and automatically up-shifts one gear to prevent overspeeding. If overspeeding occurs in the top gear, the lock-up clutch is disengaged, and the brakes are applied.

**Programmable Top Gear.** Transmission top gear maximum can be set using Cat Messenger, VIMS Advisor or the Cat ET service tool to help the operator maintain speed limits.

**Anti-Hunt Function.** This function minimizes shifting by not allowing the transmission to up or down shift immediately after a shift has occurred. This prevents gear hunting when operating near a shift point and minimizes transmission shifting for increased component life.

**Downshift Inhibitor.** Prevents engine overspeeding by keeping the transmission from downshifting until engine speed reaches the downshift point.

**ECPC Control.** Both the torque converter lock-up clutch and the transmission clutches now have software-control for clutch fill and slip characteristics to provide superior smooth shifting.

**Economy Shift Mode.** Modifies engine maps for greater fuel economy.

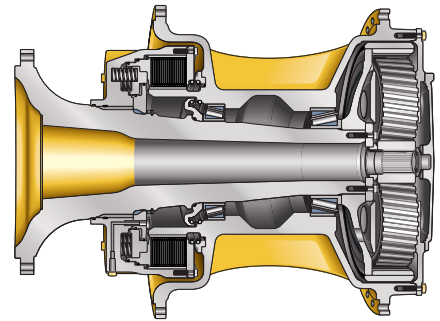
**Reverse Shift Inhibitor.** Protects the engine from abrupt directional changes by slowing down the engine before shifting the transmission into reverse.

**Cat Messenger.** Critical data from the engine and transmission, including transmission shifting, engine speed and fuel consumption, provides service technicians with enhanced diagnostic capability, through Cat Messenger, to reduce downtime and operating costs.

**Traction Control System (TCS) (optional).** TCS electronically monitors and controls rear wheel slippage for greater traction and enhanced truck performance in poor underfoot conditions.

## Brake System

*Reliable braking with superior control gives the operator the confidence to focus on productivity.*



**Integrated Braking System.** The Cat oil-cooled braking system delivers reliable performance and control in the most extreme haul-road conditions. The integrated system combines the service, secondary, parking brake and retarding functions in the same system for optimum braking efficiency.

**Oil-Cooled Multiple Disc Brakes.** Cat dry front and rear oil-cooled, multiple disc brakes are now hydraulically controlled, reducing maintenance costs.

The 775F brakes provide exceptional, fade-resistant braking and retarding for maximum performance and productivity in all haul-road conditions.

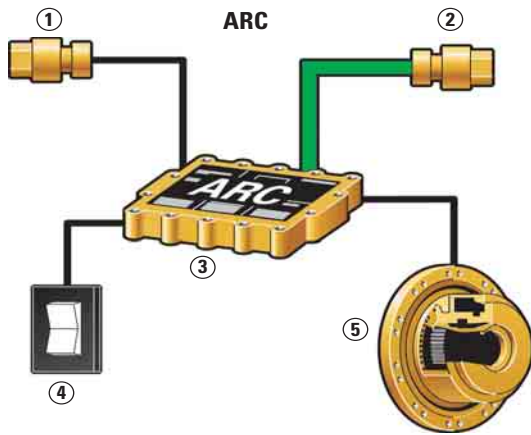
**Extended Life Multiple Disc Brakes (optional).** Extended life friction material has double the wear life of standard brakes and is twice as resistant to glazing for more consistent braking power with less noise.

**Brake Design.** Cat rear oil-cooled disc brakes are designed with large discs and plates for reliable, adjustment-free operation and performance. Rear brakes are completely enclosed and sealed to prevent contamination and reduce maintenance.

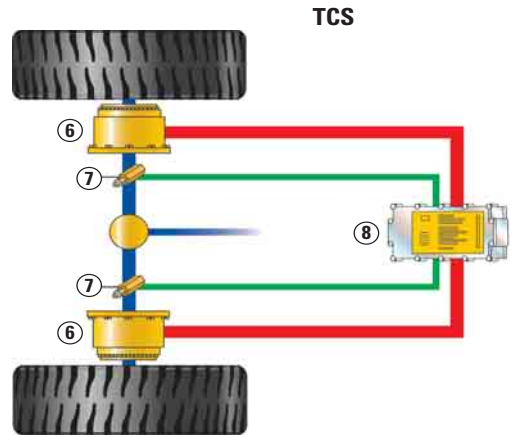
**Long Life.** An oil film prevents direct contact between the discs. This design absorbs the braking forces by shearing the oil molecules and carrying heat away to extend brake life.

**Pistons.** The Caterpillar two-piece piston design combines the service, secondary, parking brake and retarding functions in the same system. The primary piston hydraulically actuates both service and retarding functions. The secondary piston is spring-applied and held in the disengaged position by hydraulic pressure. If hydraulic system pressure drops below a specified level, the spring-applied secondary piston automatically applies the brakes.

**Parking Brake.** Oil-cooled, spring-applied, hydraulically released parking brake is applied to the rear wheels for superior parking capability on all grades up to 15 percent.



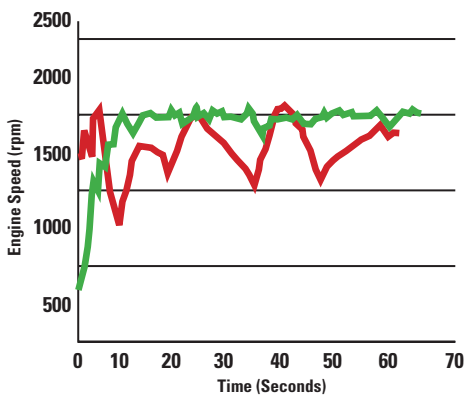
- 1 Service Brake Sensor
- 2 Engine Sensor
- 3 ARC
- 4 ARC Switch
- 5 Brakes



### Automatic Retarder Control (ARC).

Standard ARC electronically controls braking on grade to maintain engine at approximately 1900 rpm (adjustable from 1850-1950 rpm in increments of 10). ARC is deactivated when the operator applies the brakes or throttle.

### ARC Operating Efficiency Advantages



- With Automatic Retarder Control (average speed, 1950 rpm)
- With Manual Retarder Control (average speed, 1730 rpm)

- **Faster Speeds.** ARC allows the operator to maintain optimum engine speeds for up to 15 percent faster downhill hauls and greater productivity.
- **Superior Control.** Automatic brake modulation offers a smoother ride and better control in slippery conditions, allowing the operator to concentrate on driving.
- **Ease of Operation.** ARC increases operating ease, resulting in greater operator confidence with less fatigue.
- **Engine Overspeed Protection.** Automatically activates ARC when engine speed exceeds factory preset levels, regardless of operator inputs, to avoid potentially damaging engine overspeeds.

### Traction Control System (TCS)

**(optional).** Electronically monitors and controls rear wheel slippage for greater traction and enhanced truck performance in poor underfoot conditions. If slippage exceeds a set limit, the oil-cooled disc brakes engage to slow the spinning wheel. Torque is then automatically transferred to the wheel with better traction.

**Differential Action.** Normal differential action provides superior maneuvering and control in slippery conditions.

**Compression Brake (optional).** Optional Compression Brake is integrated with Automatic Retarder Control (ARC) to provide up to 35 percent higher downhill travel speed and reduce wear on brake components.

## Serviceability

*Less time spent on maintenance means more time on the haul roads.*



**Serviceability Ease.** Easy access to daily service points simplifies servicing and reduces time spent on regular maintenance procedures. Enhanced serviceability and extended 500-hour service intervals are designed to increase machine availability and productivity.

**Maintenance Platform.** Easy stairway access to engine, air filters, steering hydraulic tank and radiator.

**Ground-Level Access.** Allows convenient servicing to tanks, filters, drains, battery disconnect and engine shutdown.

**Engine Prelube.** Engine prelubrication provides engine oil pressure prior to engine cranking. This reduces engine dry and cold start wear, and reduces engine component wear. This system automatically fills engine oil filters and galleries, and ensures components are lubed prior to starting the engine.

**Scheduled Oil Sampling. S•O•S<sup>SM</sup>** sampling valves speed sampling and analysis reliability.

**Pressure Test Points.** Disconnect valves are conveniently located throughout the hydraulic systems for easy pressure testing. New ECPC transmission provides multiple pressure taps outside the transmission.

**Air Filters.** Radial seal air filters are easy to change, reducing time required for air filter maintenance.

**Sealed Electrical Connectors.** Electrical connectors are sealed to lock out dust and moisture. Harnesses are braided for protection. Wires are color-coded for easy diagnosis and repair.

**Spin-on Filters.** Spin-on filters for fuel and oil systems reduce changing time and help ensure clean, tight seals.

**On-Board Diagnostic Systems.** Messenger continuously checks all critical machine functions and components, and helps locate faults quickly for faster repair. Electronic control system enables quick diagnosis of engine conditions and effective maintenance and repairs using the Electronic Technician (Cat ET) service tool.

**Lincoln's Quick Lube Automatic Lubrication (optional).** This advanced lubrication system is available as a factory installed option on the 775F.

**Clustered Grease Fittings (optional).** Clustered grease fittings save time as all lubrication points are mounted in three main locations.

**Oil Dipstick.** New "rope-type" oil dipstick improves serviceability by allowing easy daily checks.

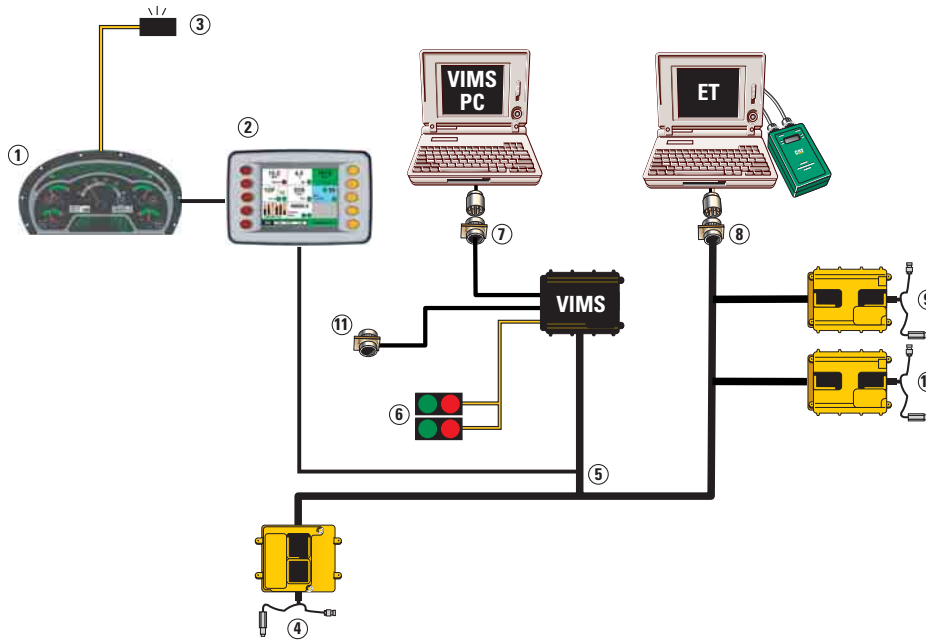
**Next Generation Modular Radiator (NGMR).** This cooling system's new modular design permits removal of a single core without removing the entire radiator, reducing downtime and repair costs. The less complex design offers improved reliability and higher efficiency over the two-pass flow core. NGMR also offers wider fin spacing for greater resistance to plugging and more convenient cleaning.

**QuickEvac<sup>TM</sup> System.** Oil change labor time is reduced by as much as 50 percent with this standard on-board engine oil evacuation and pre-lube system. It speeds the process of evacuating the engine sump and allows for the purging of oil filters prior to removal, minimizing oil spills. QuickEvac system also enhances contamination control by ensuring complete filtration of new oil on engine refill.

**Reduced Maintenance Costs/Higher Machine Availability.** The C27 engine with ACERT Technology offers 500-hour service intervals under normal conditions. For the 775F, commonly used engine service points have been placed on the right side of the engine. Feedback from engine sensors provides data to the electronic controller. When engine data is out of spec, a warning is sent to the operator.

# Information & Monitoring Systems

Vital machine health and payload data keeps the 775F performing at peak production levels.



- 1 Gauge Cluster
- 2 Advisor Display
- 3 Action Alarm
- 4 ADEM A4 Engine Control Module
- 5 Cat Data Link
- 6 Payload Lamps
- 7 Data Port (VIMS-PC)
- 8 Diagnostic Connector (ET)
- 9 Automatic Retarder Control (ARC) and Traction Control System (TCS) Modul
- 10 Transmission/Chassis Control (TCC) Modul
- 11 Telemetry Port

**Instrument Cluster.** Critical operating information on the 775F is relayed via the Cat Data Link to five gauges, 18 LED indicator lights, and an LCD digital display.

**Cat Messenger.** Standard on the 775F, Cat Messenger provides real-time machine performance and operating data, and basic trip, maintenance, and diagnostic data using an LCD display. The viewable LCD screen area of the Messenger display is 22.5 mm x 84.6 mm.

**Truck Production Management System (TPMS) (optional).** TPMS provides valuable payload and cycle time data to improve productivity.

- Uses strut pressure sensors and on-board microprocessor to determine payload weight.
- Delivers consistent, accurate payloads and improves efficiency by minimizing overloading and underloading.

- External lights signal loading tool operator when payload is reached.
- On-board computer stores up to 2400 cycles for analysis of payload weight, cycle times, distances, and actual cycle dates and times.
- A second gear reweigh takes an additional measurement once the truck has reached second gear for improved accuracy.
- System is accurate within  $\pm 5$  percent under normal loading conditions over a normal shift.
- Standard LED lamps replace incandescent lamps on the TPMS, extending lamp life by 25 times.

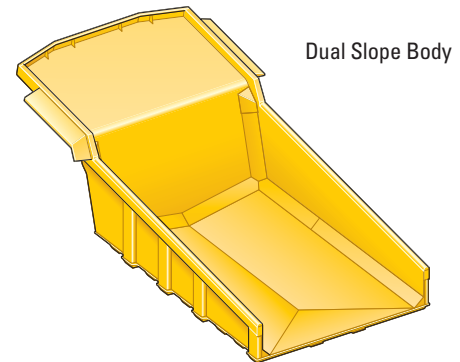
**VIMS™ Monitoring System (optional).** Caterpillar designed machine monitoring system provides more than 250 machine parameters, critical machine health and payload data in real-time to keep the 775F performing at top production levels.

**Product Link (optional).** Now available out of the factory, this system streamlines diagnostic efforts, downtime, and maintenance scheduling and costs by providing a two-way communication flow of vital machine data and location information between the dealer and the customer. Product Link provides updates on service meter hours, machine condition, machine location as well as integrated mapping/route planning.

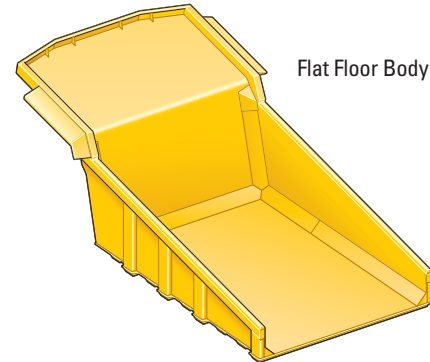
**MineStar™ Ready.** MineStar information management system helps meet the challenges of the mining industry by linking the machines in the field with business and operating systems to ensure peak performance of mining assets at the lowest possible cost. These products deliver customers everything from real-time machine health information to GPS-guided production aids. The 775F is equipped for quick and easy installation of MineStar information management system products.

## Truck Body Systems

*Cat designed and built for rugged performance and reliability in the toughest hauling applications.*



Dual Slope Body



Flat Floor Body

**Body Selection.** Selection of the right body system depends on material, haul road and loading conditions. The better the match of body to application, the greater the efficiency. Cat dealers can help select the right body system for site-specific applications.

**Body/Chassis Integration.** Caterpillar truck body systems are designed and matched with the integrated chassis system for optimum structural reliability, durability and long life.

**Electronic Hoist Control.** Provides the operator with better control of the load when dumping, including over-center load control and modulated control throughout the operating range. The automatic body snubbing feature reduces impact on the frame, hoist cylinders and operator.

**Fast Hoist Cycle Times.** Two-stage hoist cylinders provide fast dump cycle times of 9.5 seconds for raise and 12.5 seconds for lower.

**Body Liners.** Two liner materials, steel and rubber, are available to help extend body system life. All steel liner wear surfaces are equipped with 400 BHN steel to handle tough impact loads while resisting abrasion. Optional rubber liners deliver long life in high-wear and high-impact areas as well as increases operator comfort during loading.

**Body Design.** With the introduction of the 775F, Caterpillar offers five application-specific body systems. Dual slope and flat floor body offerings are available in three steel configurations and two rubber configurations.

The new dual slope and flat floor body systems will continue to use fully fabricated, mild steel structures, offering a strong, yet weldable underbody structure. All interior, steel body surfaces that come in contact with material are fabricated from 400 BHN steel to provide superior wear characteristics and resistance to impact. Wide box-section ribs provide excellent durability and impact support in the floor, front-wall, sidewall, and top rail areas. Full-length stringer rails enhance strength and rigidity throughout the body.

Other new features that further enhance durability of the understructure include:

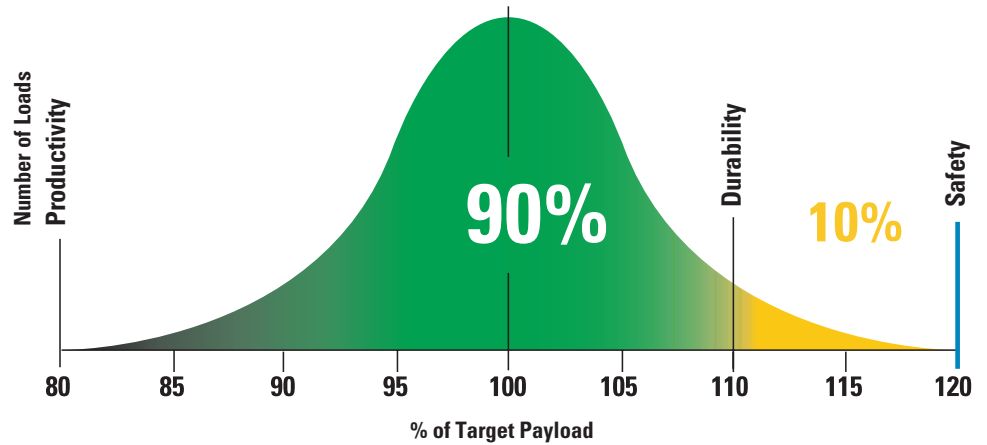
- The body sidewall ties directly in with the floor, providing increased strength in the sidewalls.
- Thickness of ribs increased to 10 mm and the number of floor ribs have been increased from 7 to a total of 9 ribs.
- Front wall body rest supports are integrated into the front wall structure for enhanced durability.
- Front wall is 400 BHN and the thickness is increased from 10.2 mm to 16.0 mm, eliminating the need for additional liners for impact resistance in most applications.

**Target Payload Strategy.** Your Caterpillar Dealer can help you manage to target payload to maximize equipment use, ensure safe operation, increase productivity and lower cost-per-ton.

- Underloading increases costs due to lost payloads, underutilizes equipment, and increases cost-per-ton.
- Overloading causes excessive wear on vehicle components, such as brakes, tires and drive train, reducing component life and increasing maintenance costs and repairs.

**Matched Systems.** Designed to work as an optimum pass/match system, the 775F is best sized to match the 988H Wheel Loader, with a 5 pass/match, the 990H Wheel Loader, with 4 pass/match, and the 385C Hydraulic Excavator with a 7 pass match.

### Target Payload Strategy



- 90 percent of loads should fall into this range
- No more than 10 percent of loads should exceed target payload by 10 percent
- No loads should exceed the target payload by 20 percent



## Customer Support

*Caterpillar dealers have what it takes to keep trucks productive.*



### **Commitment Makes the Difference.**

Cat dealers offer a wide range of solutions, services and products that help you lower costs, enhance productivity and manage your operation more efficiently. Support goes far beyond parts and service. From the time you select a piece of Cat equipment until the day you rebuild, trade or sell it, the support you get from your Cat dealer makes the difference that counts.

**Dealer Capability.** Cat dealers provide the level of support you need, on a global scale. Dealer expert technicians have the knowledge, experience, training and tooling necessary to handle your repair and maintenance needs, when and where you need them.

**Product Support.** Cat dealers believe superior products deserve superior support. When Cat products reach the field, they are supported by a worldwide network of parts distribution facilities, dealer service centers, and technical training facilities to keep your equipment up and running. Cat customers rely on prompt, dependable parts availability and expertise through our global dealer network, ready to meet your needs 24/7.

**Service Support.** Every piece of Cat equipment is designed and built to provide maximum productivity and operating economy throughout its working life. Cat dealers offer a wide range of service plans that will maximize uptime and return on your investment, including:

- Preventive Maintenance Programs
- Diagnostic Programs, such as Scheduled Oil Sampling and Technical Analysis
- Rebuild and Reman Options
- Customer Support Agreements

**Application Awareness.** Operating and maintenance costs are influenced by many application and site-specific factors, such as material density, loading position, payload, grades, speeds, haul road design and maintenance. To optimize total cost of ownership and productivity, your Cat dealer can provide you with a fundamental understanding of the effects application characteristics and operating techniques have on maintenance and operating costs.

**Operation.** With today's complex products, equipment operators must have a thorough understanding of machine systems and operating techniques to maximize efficiency and profitability. Your Cat dealer can arrange training programs to help operator's improve productivity, decrease downtime, reduce operating costs, enhance safety, and improve return on the investment you make in Cat products.

**Technology Products.** Cat dealers offer a range of advanced technology products, such as VIMS™ monitoring system and MineStar™ information management system. These products include radio data communications, machine monitoring and diagnostics, fleet management, and haul road maintenance software – all designed to improve fleet efficiency, increase productivity, and lower costs.

**www.cat.com.** For more complete information on Cat products, dealer services, and industry solutions, visit us on the web at [www.cat.com](http://www.cat.com).



## Safety

*Caterpillar machines and systems are designed with safety as the first priority.*

**Product Safety.** Caterpillar has been and continues to be proactive in developing machines that meet or exceed safety standards. Safety is an integral part of all machine and systems designs.

**Integral ROPS Cab.** Resiliently mounted to the frame to reduce vibration and sound, the integral ROPS structure, which provides “five-sided protection” for the operator, is designed as an extension of the truck frame.

**Payload Guidelines.** Safety is integral to maintaining the highest productivity in mining machine operation. The Caterpillar 10/10/20 Payload Guidelines ensures that steering and braking systems have sufficient capacity to perform.

**WAVS Camera (optional).** An optional rear vision camera system provides visibility to the rear of the machine through an LCD monitor in the cab. The monitor can be set to activate only when the truck is in reverse, and the display is equipped with a sensor to detect ambient light, which automatically brightens or dims the display.

**High Intensity Discharge (HID) Lights (optional).** Thirty-five Watt HID lights can replace the standard high beam 65 Watt Halogen lights. The powerful HID lights are almost two times brighter and 50 percent more efficient, improving night time visibility.

**Brake Systems.** Cat hydraulically controlled dry front and rear oil-cooled multiple disc brakes provide exceptional, fade-resistant braking and retarding for maximum performance and productivity in all haul-road conditions. The service brakes and retarding system are actuated by modulated hydraulic pressure, while secondary and parking brake functions are spring applied and hydraulic released. This reliable and durable system ensures braking in the event of complete hydraulic failure.



**Steering System.** A twin, double-acting cylinder steering system is designed to deliver precise control under all loading and underfoot conditions. The steering hydraulic system is separate from the main hydraulic system to prevent cross-contamination and overheating.

**Engine Shutoff Switch.** A secondary engine shutoff switch is located at ground level.

**Electrical System Disconnect.** A battery disconnect switch, located directly above the front bumper, provides ground-level lockout of the electrical system.

**Ladder/Secondary Egress.** A wide, stationary stairway allows easy access to and from the machine. The ladder on the left side of the machine permits secondary egress.

A stairway lamp illuminates the cab access stairs and can be activated at ground level during entry and shut off with a switch in the cab.

### Standard Safety Features.

- Slip resistant surfaces
- 75 mm wide orange three-point operator restraint
- Heated, wide-angle mirrors
- Body raised indicator
- Guard rails
- Reverse neutralizer when dumping
- Low interior sound level
- Service platform level transmission, hoist and steering disable switch
- Service platform level starter disable switch

## Engine

Cat C27 ACERT	
Rated Engine Speed	2000 rpm
Gross Power	587 kW/798 hp
Net Power	
ISO 9249	552 kW/751 hp
EEC 80/1269	552 kW/751 hp
Number of Cylinders	12
Peak Torque	3501 Nm
Bore	137 mm
Stroke	152 mm
Displacement	27 Liters

- All engine horsepower (hp) are metric including front page.
- Compliant with European Union Stage II emissions standards.

## Approximate Weight Distribution

Front axle	
empty	49%
loaded	33%
Rear axle	
empty	51%
loaded	67%

## Suspension

Effective cylinder stroke	
front	235 mm
rear	149 mm
Rear axle oscillation	8°

## Operator Sound

The operator sound pressure level measured according to the procedures specified in ISO 6394:1998 is 78 dB(A) for the cab offered by Caterpillar when properly installed, maintained and tested with doors and windows closed.

## Transmission

Forward	km/h
1	10.8
2	15
3	20.3
4	27.3
5	37
6	49.9
7	67.5
Reverse	14.2

- Maximum travel speeds with standard 24.00 R 35 (E4) tires.

## Brakes

Brake surface	
front	1395 cm <sup>2</sup>
rear	61 269 cm <sup>2</sup>

- Meets ISO 3450:1996 standards.

## Capacity

<b>Dual-slope 100% fill factor</b>	
Struck	33.1 m <sup>3</sup>
Heaped 2:1 (SAE)	42.5 m <sup>3</sup>
<b>Flat Floor 100% fill factor</b>	
Struck	32 m <sup>3</sup>
Heaped 2:1 (SAE)	41.9 m <sup>3</sup>

## Final Drive

Differential ratio	3.64:1
Planetary ratio	4.80:1
Total reduction ratio	17.49:1

## ROPS/FOPS

- ROPS (Rollover Protective Structure) for cab offered by Caterpillar meets ISO 3471:1994 ROPS criteria.
- FOPS (Falling Objects Protective Structure) meets ISO 3449:1992 Level II FOPS criteria.

## Body Hoists

Pump flow – high idle	560 L/min
Relief valve setting	
raise	190 bar
lower	35 bar
Body raise time	
at high idle	9.5 Seconds
Body lower time float	12.5 Seconds
Body power down	
at high idle	12.5 Seconds

## Steering

Steering Standards	ISO 5010:1992
Steer Angle	31°
Turning Diameter – Front	23.5 m
Turning Circle Clearance Diameter	26.1 m
• Target Gross Machine Operating Weight is 109 770 kg.	

## Service Refill Capacities

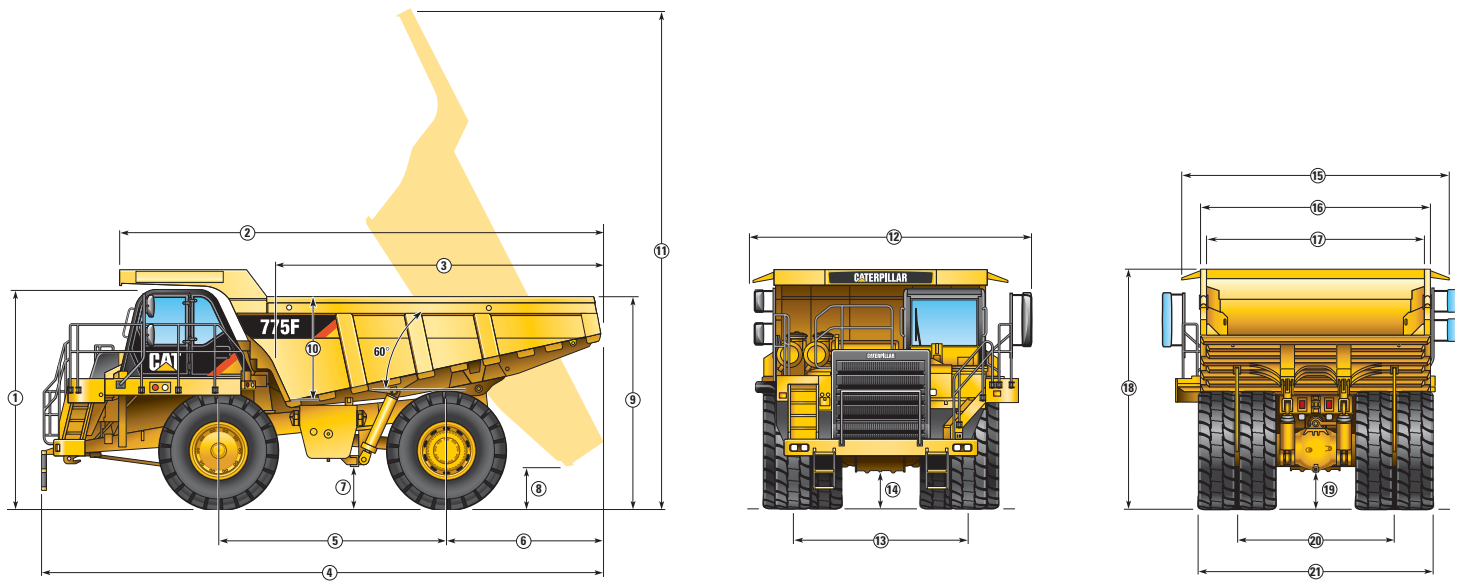
	Liters
Fuel tank	700
Cooling system	175
Crankcase	95
Differentials and final drives	155
Steering tank	34
Steering system (includes tank)	60
Brake/hoist system (includes tank)	307
Torque converter/transmission sump	53
Torque converter/transmission system (includes sump)	72
Brake/hoist hydraulic system	133

## Tires

- |          |                 |
|----------|-----------------|
| Standard | 24.00 R 35 (E4) |
|----------|-----------------|
- Productive capabilities of the 775F truck are such that, under certain job conditions, TKPH capabilities of standard or optional tires could be exceeded and, therefore, limit production.
  - Caterpillar recommends the customer evaluate all job conditions and consult the tire manufacturer for proper tire selection.

## Dimensions

All dimensions are approximate. (Shown with dual slope body)



	Dual Slope mm	Flat Floor mm
<b>1</b> Height to Top of ROPS	4108	4105
<b>2</b> Overall Body Length	9216	9294
<b>3</b> Inside Body Length	6119	6198
<b>4</b> Overall Length	10 334	10 334
<b>5</b> Wheelbase	4206	4215
<b>6</b> Rear Axle to Tail	2833	2837
<b>7</b> Ground Clearance	777	791
<b>8</b> Dump Clearance	613	625
<b>9</b> Loading Height – Empty	3946	3972
<b>10</b> Inside Body Depth – Max	1978	1978
<b>11</b> Overall Height – Body Raised	9261	9261

	Dual Slope mm	Flat Floor mm
<b>12</b> Operating Width	5255	5392
<b>13</b> Centerline Front Tire Width	3205	3205
<b>14</b> Engine Guard Clearance – Empty	698	698
<b>15</b> Overall Canopy Width	4955	4986
<b>16</b> Outside Body Width	4257	4223
<b>17</b> Inside Body Width	3990	3989
<b>18</b> Front Canopy Height	4428	4430
<b>19</b> Rear Axle Clearance – Empty	675	675
<b>20</b> Centerline Rear Dual Tire Width	2729	2929
<b>21</b> Overall Rear Dual Tire Width	4411	4411

## Weight/Payload Calculation

(Example) All weights are in kg

	Flat Floor Body					Dual Slope Body				
	Steel Body System			Rubber Body System		Steel Liner System			Rubber Liner System	
	Medium (16 mm)	High (20 mm)	Heavy Duty (25 mm)	High (102 mm)	Heavy Duty	Medium (16 mm)	High (20 mm)	Heavy Duty (25 mm)	High (102 mm)	Heavy Duty
Target Gross Machine Weight*	109 769	109 769	109 769	109 769	109 769	109 769	109 769	109 769	109 769	109 769
Empty Chassis Weight*	31 633	31 633	31 633	31 633	31 633	31 633	31 633	31 633	31 633	31 633
Body System Weight	13 456	14 178	15 840	14 436	15 293	13 552	14 175	15 987	14 327	15 188
Empty Machine Weight	<b>45 089</b>	<b>45 811</b>	<b>47 473</b>	<b>46 069</b>	<b>46 926</b>	<b>45 185</b>	<b>45 808</b>	<b>47 620</b>	<b>45 960</b>	<b>46 821</b>
<b>Attachments</b>										
Empty Operating Weight**	45 620	46 342	48 044	46 600	47 457	45 716	46 339	48 151	46 491	47 352
Target Payload*	<b>64 149</b>	<b>63 427</b>	<b>61 765</b>	<b>63 169</b>	<b>62 312</b>	<b>64 053</b>	<b>63 430</b>	<b>61 618</b>	<b>63 278</b>	<b>62 417</b>

\* Refer to Caterpillar 10/10/20 overload policy.

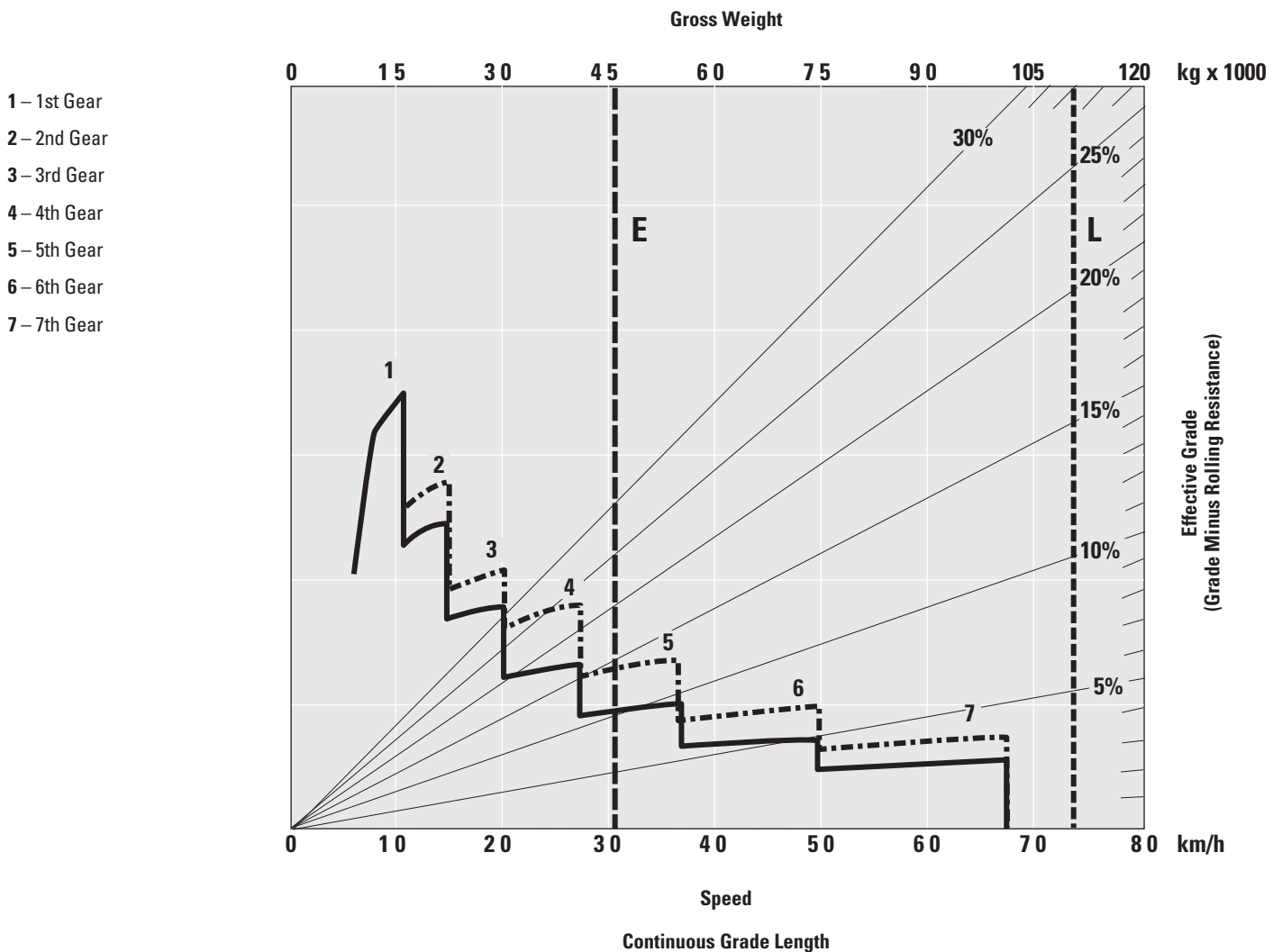
\*\* Includes weight of all attachments.

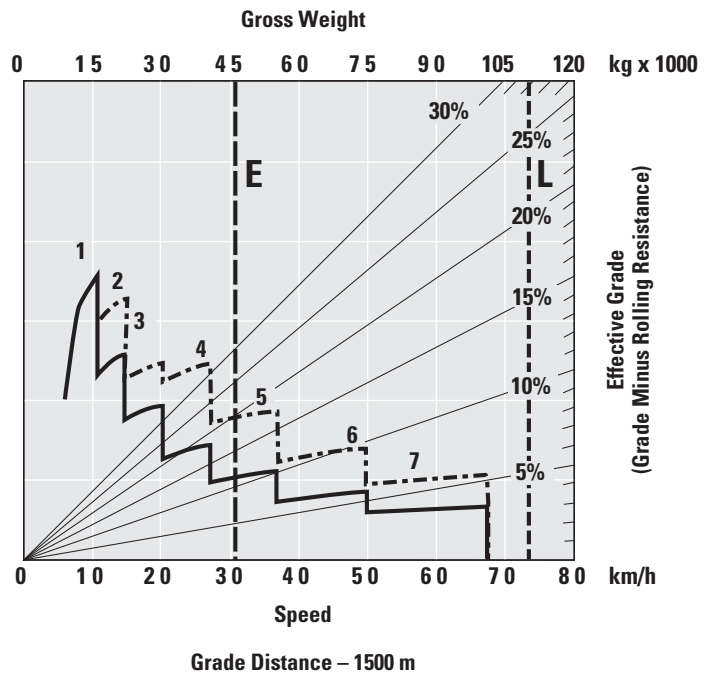
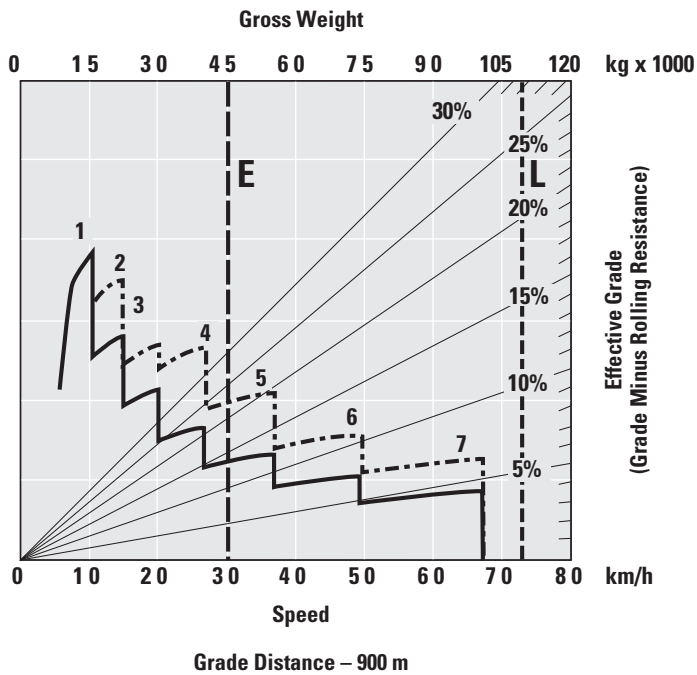
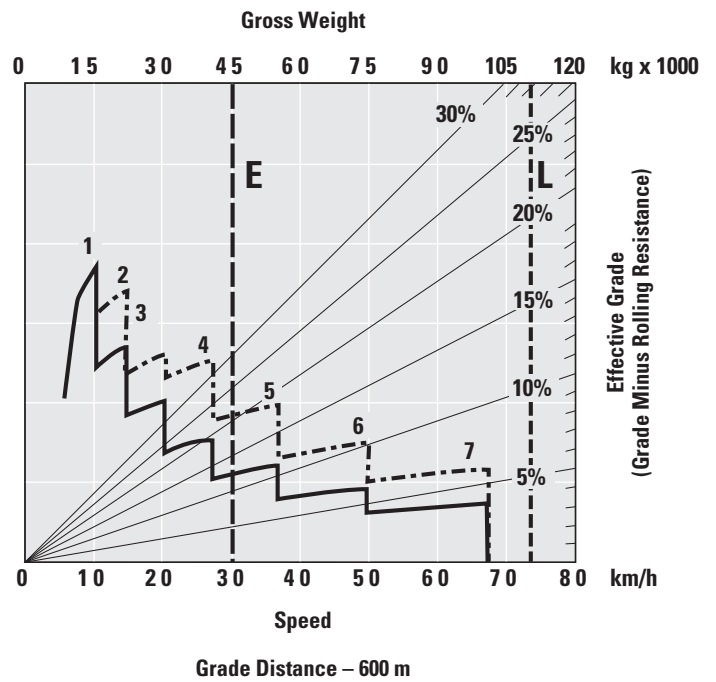
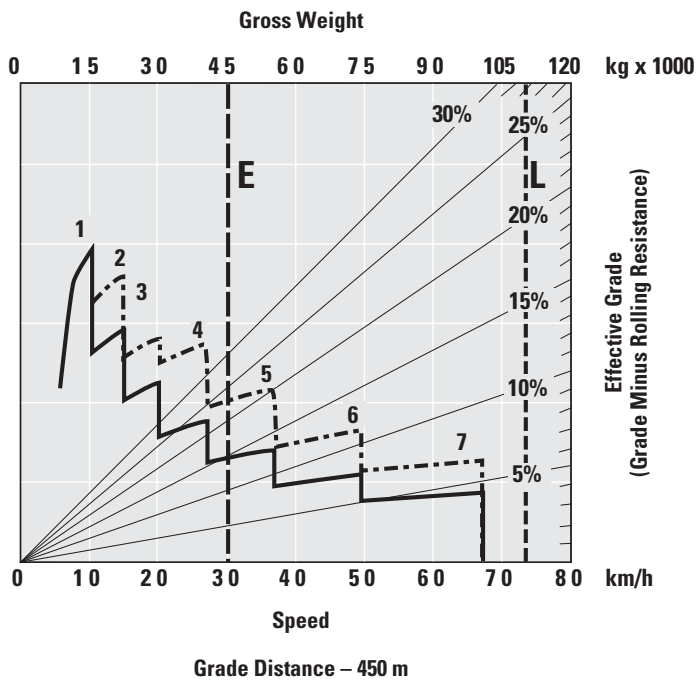
# Retarding Performance

To determine retarding performance: Add lengths of all downhill segments and, using this total, refer to proper retarding chart. Read from gross weight down to the percent effective grade. Effective grade equals actual % grade minus 1% for each 10 kg/t of rolling resistance. From this weight-effective grade point, read horizontally to the curve with the highest obtainable gear, then down to maximum descent speed brakes can properly handle without exceeding cooling capacity. The following charts are based on these conditions: 32 °C ambient temperature, at sea level, with 24.00 R 35 tires.

Select the proper gear to maintain engine rpm at the highest possible level, without overspeeding the engine. If cooling oil overheats, reduce ground speed to allow transmission to shift to the next lower speed range.

- With ARC Only
- - - ARC and Engine Brake
- E Typical Field Empty Weight
- L Target Gross Machine Operating Weight – 109 770 kg

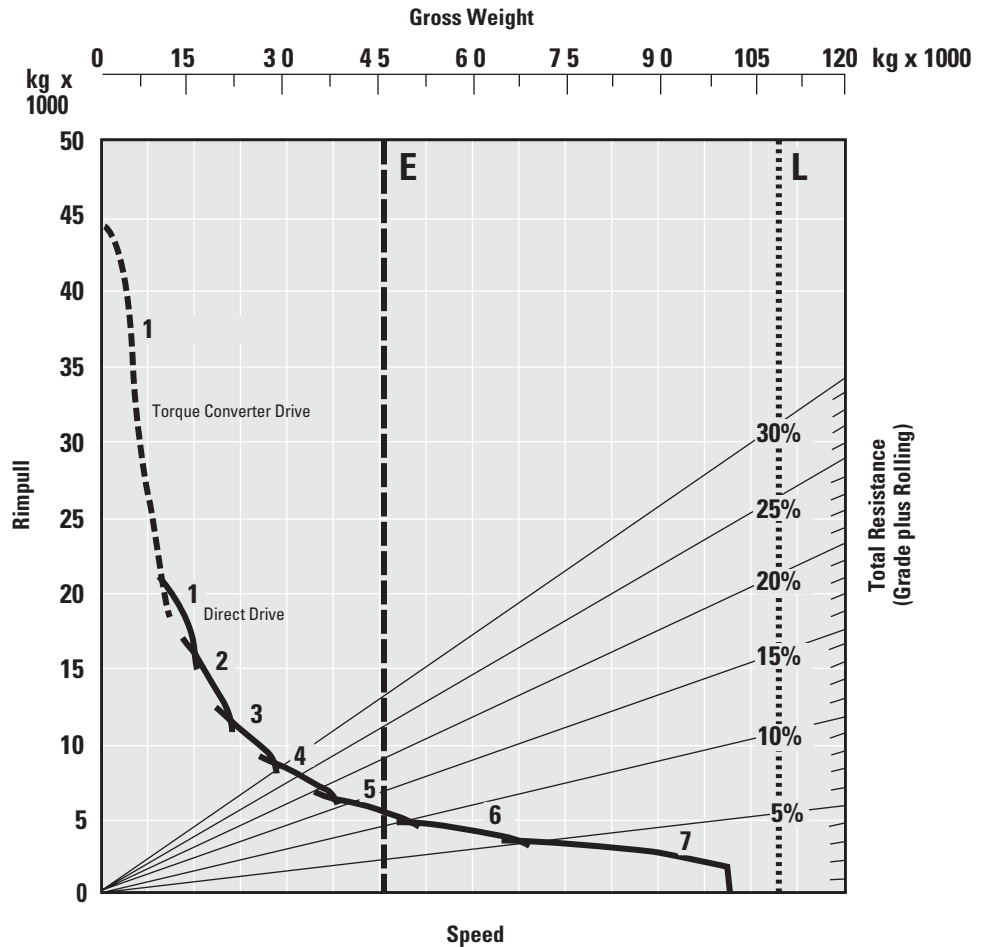




# Gradeability/Speed/Rimpull

To determine gradeability performance:  
 Read from gross weight down to the percent of total resistance. Total resistance equals actual percent grade plus 1% for each 10 kg/t of rolling resistance. From this weight-resistance point, read horizontally to the curve with the highest obtainable gear, then down to maximum speed. Usable rimpull will depend upon traction available and weight on drive wheels.

- With ARC Only
- - - ARC and Engine Brake
- E** Typical Field Empty Weight
- L** Target Gross Machine Operating Weight – 109 770 kg
- 1 – 1st Gear
- 2 – 2nd Gear
- 3 – 3rd Gear
- 4 – 4th Gear
- 5 – 5th Gear
- 6 – 6th Gear
- 7 – 7th Gear



## Optional Equipment

Optional equipment may vary. Consult your Caterpillar dealer for details.

### Optional Body Systems:

- Body Liner, Dual Slope/Flat Floor, Steel, 16 mm, 20 mm or 25 mm
- Body Liner, Dual Slope/Flat Floor, Rubber, High Impact or Heavy Duty
- Cat Compression Brake
- Lincoln Quick Lube Automatic Lubrication System
- Clustered Grease Fittings
- Electric cold weather starter
- Engine Coolant Heater
- Extended Life Disc Brakes
- Fast Fuel, Non-pressurizing
- Fuel Heater
- HID Lights
- Hoist Control

- Muffler Exhaust Body
- Product Link (Level 3)
- Rockford Fan
- Spare Rim, 17 in
- Traction Control System (TCS)
- Truck Production Management System (TPMS)
- VIMS™ Monitoring System
- Work Area Vision System (WAVS) Rear Vision Camera
- Wheel Chocks
- Wiggins High Speed Oil Change
- Wiggins Service Center

# Standard Equipment

Standard equipment may vary. Consult your Caterpillar dealer for details.

## Operator Environment

Air conditioning  
Ashtray and cigarette lighter  
Coat hook  
Cup holders (4)  
Diagnostic connection port, 24V  
Entertainment Radio Ready  
5 amp converter  
Speakers  
Antenna  
Wiring harness  
Gauges/indicators:  
Air cleaner service indicator  
Brake oil temperature gauge  
Coolant temperature gauge  
Engine overspeed indicator  
Fuel level  
Hour meter  
Speedometer/odometer  
Tachometer  
Transmission gear indicator  
Heater/defroster, (11 070 kCal)  
Hoist lever  
Horn  
Light, dome/courtesy  
Load counter, automatic  
Messenger display unit  
Mirrors, heated (left/right)  
Power port, 24V and 12V (2)  
ROPS cab, insulated/sound suppressed  
Seat, Caterpillar Comfort  
Full air suspension  
Retractable, 3-point seat belt with  
shoulder harness  
Seat, training with lap belt  
Steering wheel, padded, tilt and  
telescopic  
Storage compartment  
Sun visor, tinted glass  
Throttle lock  
Windshield wiper (intermittent) and  
washer

## Power Train

Cat C27 engine with ACERT Technology  
12-cylinder diesel  
Air-to-Air Aftercooler (ATAAC)  
Air cleaner with precleaner (2)  
Automatic cold mode idle control  
Electric priming pump  
Ether starting aid  
Exhaust, body heat  
Fuel filter/water separator  
QuickEvac™ System with engine  
prelube  
Turbocharger (2)  
Braking system:  
Automatic Retarder Control (ARC)  
(utilizes rear oil-cooled brakes)  
Brake release motor (towing)  
Manual retarder (utilizes rear oil-  
cooled brakes)  
Oil-cooled, multiple disc (rear)  
Front dry disc brakes  
Transmission:  
7-speed automatic powershift  
with electronic  
Clutch Pressure Control (ECPC)  
Body up shift inhibitor  
Controlled throttle shifting  
Directional shift management  
Downshift inhibitor  
Neutral start switch  
Neutral coast inhibitor  
Reverse shift inhibitor  
Reverse neutralizer during dumping  
Programmable top gear selection

## Antifreeze

Extended Life Coolant to -35° C

## Electrical

Alarm, backup  
Alternator, 50-amp  
Auxiliary jump start receptacle  
Batteries, maintenance-free, 12V (4),  
190 amp-hour  
Electrical system, 25-amp, 24V to 12V  
converter  
Lighting system:  
Backup light (halogen)  
Directional signals/hazard warning,  
(front/rear LED)  
Headlights, halogen with dimmer  
Operator access courtesy lights  
Side profile lights  
Stop/tail lights LED  
MineStar™ Ready  
Product Link Ready (Level 1)

## Guards

Engine crankcase  
Driveline  
Fan and Air Conditioning

## Suspension System

Suspension, rear (European Union  
compliant)

## Other Standard Equipment

Body mounting group  
Body safety pin (secures body in up  
position)  
Body down indicator  
CD-ROM parts book  
Center mounted rims  
Direct drive fan  
Fuel tank, 700 L  
Ground level battery disconnect  
Ground level engine shutdown  
Ground level grease fittings  
Rims  
Rock ejectors  
Service platform level engine  
start/disable switch  
Service platform level transmission,  
hoist and steering disable switch  
Supplemental steering (automatic)  
Tow hooks, front  
Tow pin, rear  
Vandalism protection locks

# 775F Off-Highway Truck

For more complete information on Cat products, dealer services, and industry solutions, visit us on the web at [www.cat.com](http://www.cat.com)

Materials and specifications are subject to change without notice. Featured machines in photos may include additional equipment. See your Caterpillar dealer for available options.

© 2006 Caterpillar  
All rights reserved

CAT, CATERPILLAR, their respective logos, "Caterpillar Yellow" and the POWER EDGE™ trade dress as well as corporate and product identity used herein, are trademarks of Caterpillar and may not be used without permission.

HEHQ5748 (09/2006) hr

**CATERPILLAR**®