

# HMF 6020-K

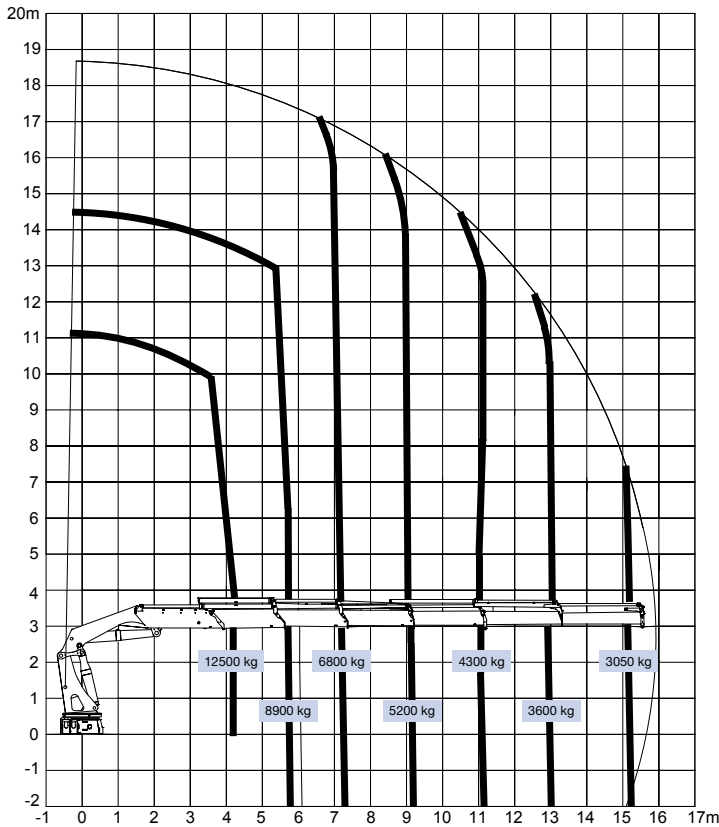


- power to lift.

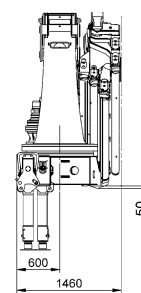
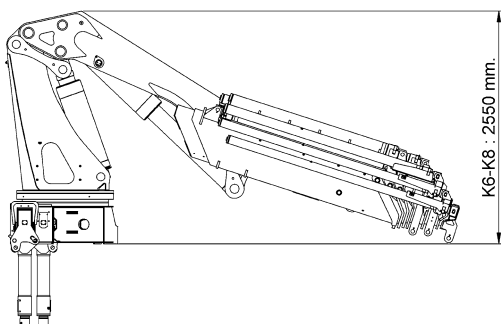
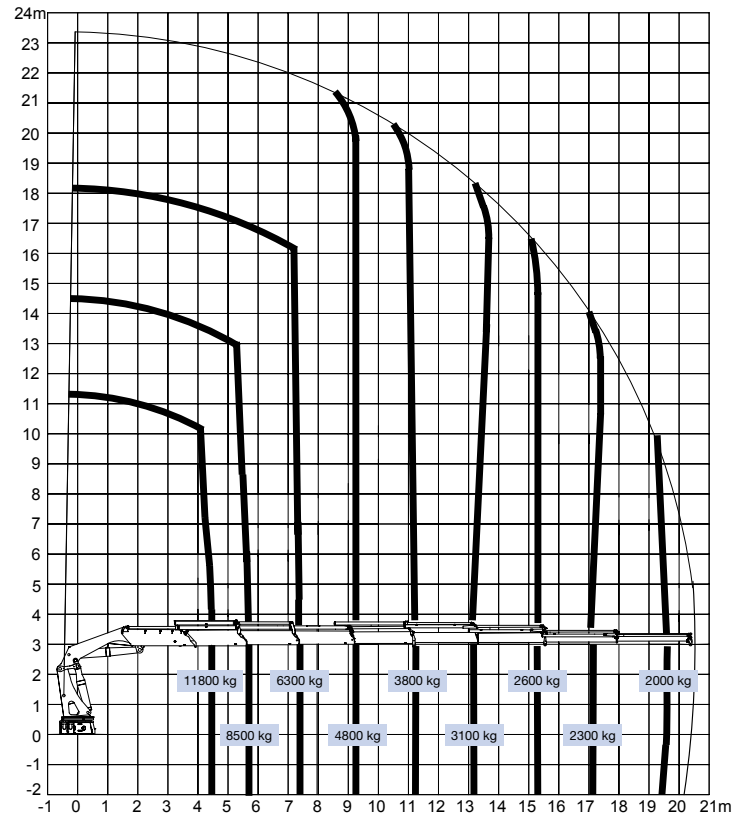
# HMF 6020-K

| Grupo de carga B3                      |       | 6020-OK2                            | 6020-OK3 | 6020-OK4 | 6020-OK5 | 6020-OK6 | 6020-K6 | 6020-K7 | 6020-K8 |
|--|-------|-------------------------------------|----------|----------|----------|----------|---------|---------|---------|
| Momento de carga                       | tm    | 56,6                                | 55,1     | 54,1     | 53,4     | 52,7     | 52,9    | 52,3    | 51,6    |
| Alcance hidráulico                     | m     | 8,3                                 | 10,4     | 12,4     | 14,7     | 17,0     | 15,8    | 18,2    | 20,6    |
| Momento de giro                        | kgm   | 7000                                | 7000     | 7000     | 7000     | 7000     | 7000    | 7000    | 7000    |
| Ángulo de giro                         | °     | cont.                               | cont.    | cont.    | cont.    | cont.    | cont.   | cont.   | cont.   |
| Altura sobre el chasis                 | mm    | 2425                                | 2425     | 2425     | 2425     | 2425     | 2425    | 2425    | 2425    |
| Anchura, grúa plegada                  | mm    | 2500                                | 2500     | 2500     | 2500     | 2500     | 2500    | 2500    | 2500    |
| Longitud de la base                    | mm    | 1325                                | 1325     | 1325     | 1325     | 1325     | 1460    | 1460    | 1460    |
| Extensión de estabilizadoras est.      | mm    | 6325                                | 6325     | 6325     | 6325     | 6325     | 8420    | 8420    | 8420    |
| Extensión de estabilizadoras, corta    | mm    | 8420                                | 8420     | 8420     | 8420     | 8420     | 6325    | 6325    | 6325    |
| Peso                                   | kg    | 4415                                | 4715     | 5015     | 5285     | 5525     | 5465    | 5665    | 5865    |
| Peso de estabilizadoras est.           | kg    | 700                                 | 700      | 700      | 700      | 700      | 700     | 700     | 700     |
| Presión de trabajo                     | MPa   | 35,0                                | 35,0     | 35,0     | 35,0     | 35,0     | 35,0    | 35,0    | 35,0    |
| Caudal de la bomba                     | l/min | 1 x 80 / 1 x 120 / 2 x 65 / 2 x 110 |          |          |          |          |         |         |         |
| Capacidad del tanque, sep.             | l     | 210-420                             |          |          |          |          |         |         |         |
| Potencia absorbida                     | kW    | 48-122                              |          |          |          |          |         |         |         |
| Altura de gancho a 1,5 m de la columna | m     | 3,2                                 | 3,1      | 3,0      | 2,9      | 2,8      | 3,1     | 2,8     | 2,8     |

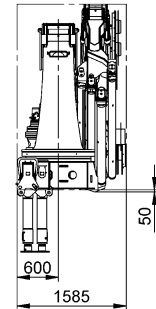
## HMF 6020-K6



## HMF 6020-K8

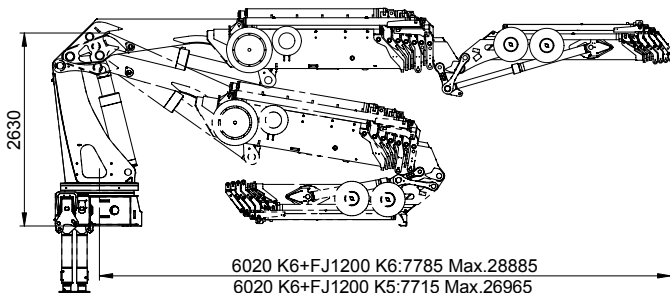
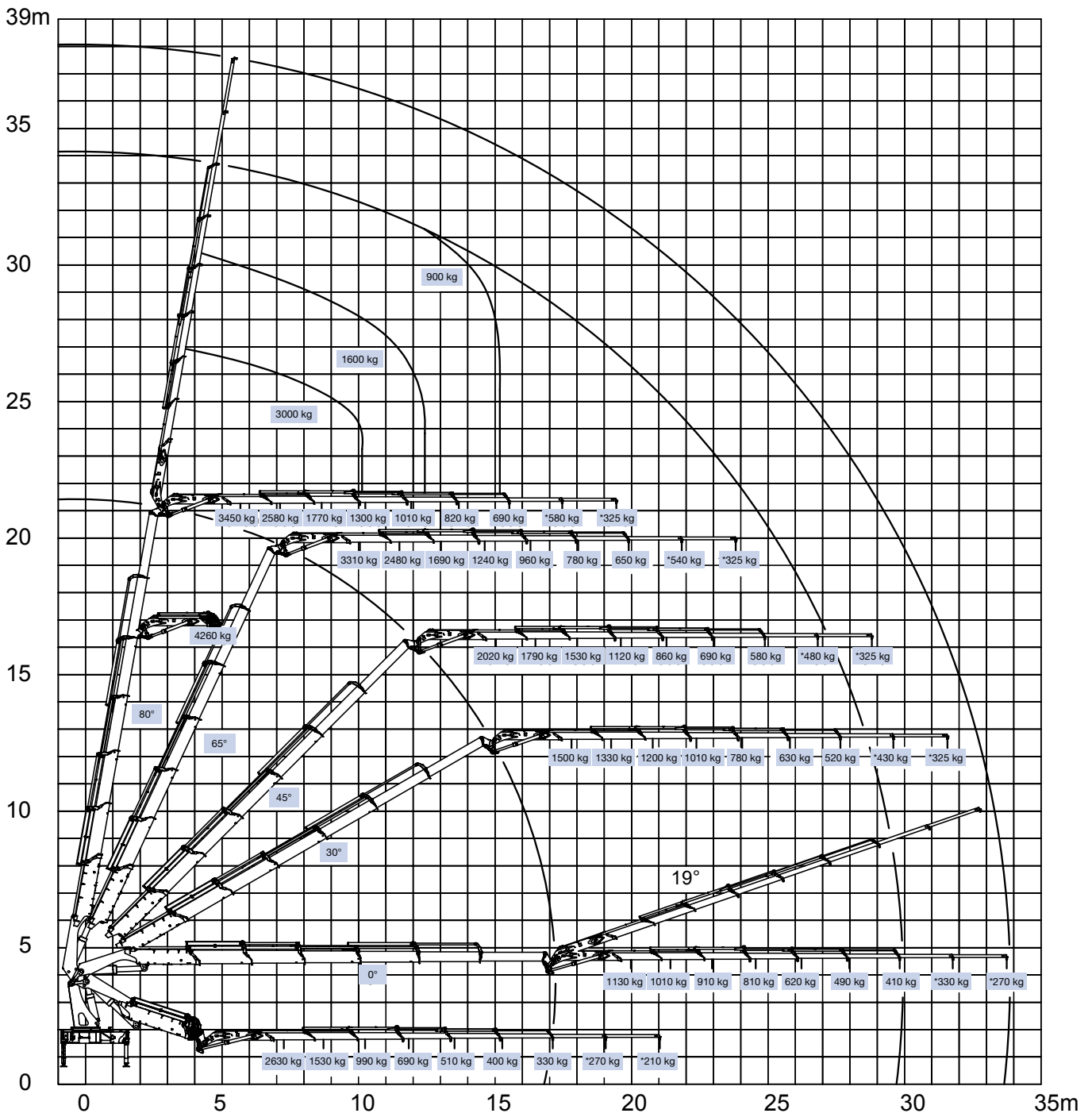


HMF 6020-K6  
HMF 6020-K8

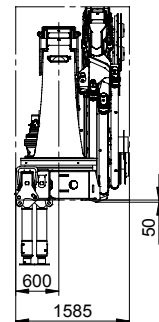
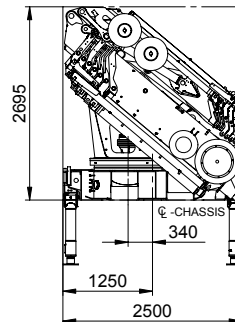


HMF 6020-K6  
+ FJ 1200-K6

# 6020-OK6 + FJ1200-K6

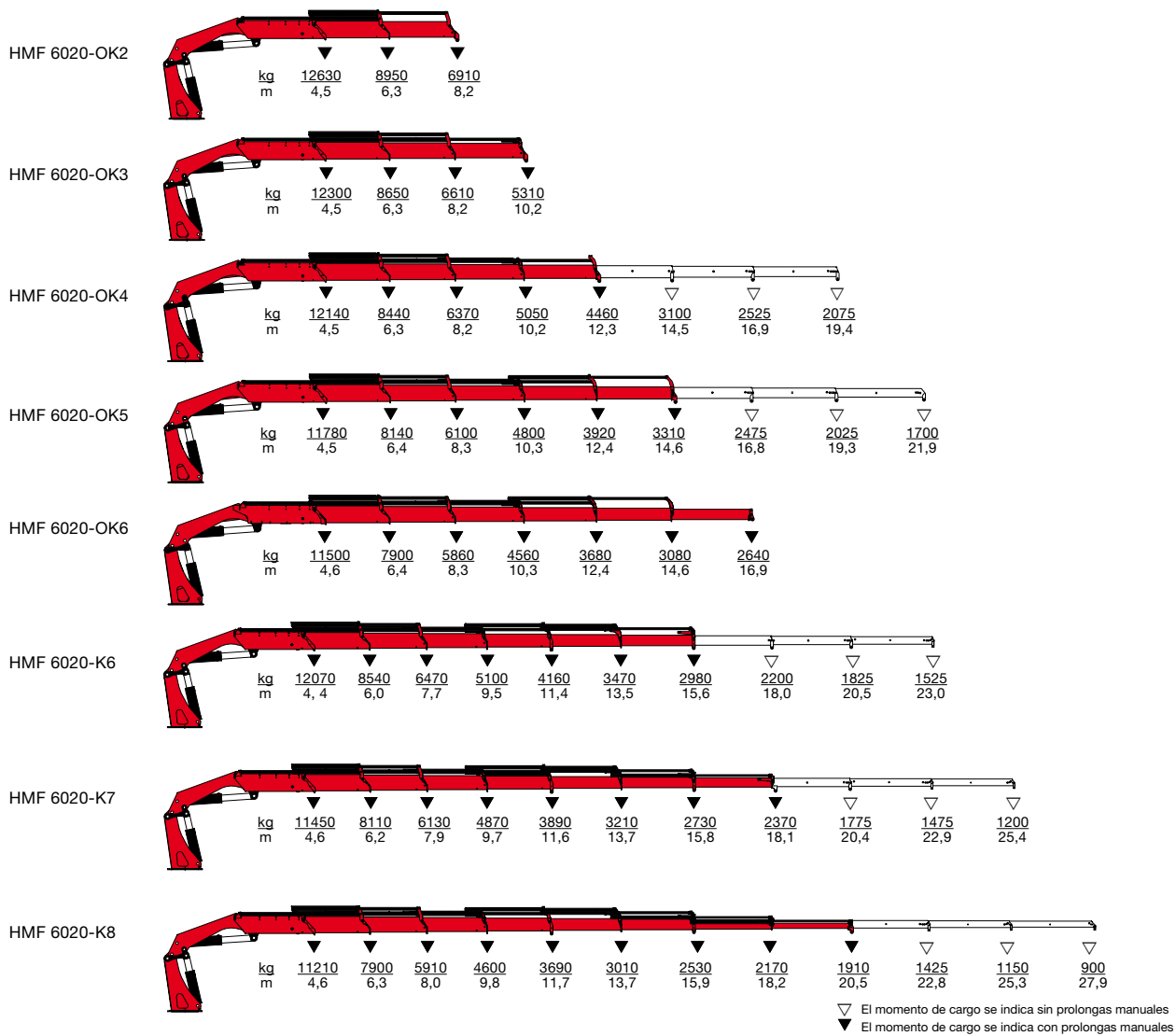


6020 K6+FJ1200 K6:7785 Max.28885  
 6020 K6+FJ1200 K5:7715 Max.26965  
 6020 K6+FJ1200 K4:7645 Max.25145  
 6020 K6+FJ1200 K3:7575 Max.23400



- power to lift.

# HMF 6020-K



Z008461-2

Nos reservamos el derecho de introducir modificaciones



Højbjerg Maskinfabrik A/S • Oddervej 200 • DK-8270 Højbjerg  
 Tel.: +45 8627 0800 • Fax: +45 8627 0744 • info@hmf.dk

www.hmf.dk