

ATLAS

Material Handler 350MH



33,3 - 36 t



166 kW (226 hp)



13,5 - 18,2 m



FAST. RELIABLE. VERSATILE.

350MH

Technical Information

ENGINE

Power according to ISO 9249...166kW (226 hp)	Cylinder capacity.....7100 cm ³	Air filterDry air filter
RPM.....1900/min	Number of cylinders.....6	Battery..... 2x 12V/143Ah
Make.....Deutz TCD2013L062V	Borehole/lift.....101/126	Alternator24 V/55Ah
Design.....Turbocharger / intercooler	Cooling system.....Water-cooled	Starter.....24V/4,8kW

HYDRAULIC SYSTEM

- AWE 4 system (load sensing)
- Load-limit-controlled high-performance piston pumps
- Fuel-efficient required power regulation
- Sensitive, proportional, independent control
- Primary and secondary protection against overload
- Suction valves for all work functions
- Load-retaining and fine-drop valve in lifting circuit
- Pipe-break protection valves for lifting cylinders
- Grab and grab-rotating function
- 2 additional circuits for additional consumer loads possible
- Temperature-controlled fan for cooler
- **Operating modes:**
3 pre-programmed modes (Fine, Eco, Power)
- Max. oil flow.....610 l/min
- Max. operating pressure.....380 bar

(Power-boost mode)

SWING ASSEMBLY

- Swing motor: Axial piston motor with priority valve
- Swing gear: Planetary transmission
- Swing brakes: Manuell multidisc brake via pedal
- Max. swing speed.....8.5/min
- Swing torque.....93.4kNm

TRACTION DRIVE AND BRAKES

- Variable displacement motor
- 2-gear transmission
- Double-acting brake valve
- Driving direction pre-selection via lever at steering-wheel
- Maximum speed20 km/h
- Terrain speed5 km/h
- Crawling speed.....1 km/h
- Dual circuit brake system.....Multi-disc
- Parking brake.....spring-loaded brake

UNDERCARRIAGE

- 56 t special excavator axles
- Steering axle with automatic oscillating axle blocking
- 8 tyres12.00 - 20

FILL CAPACITIES

- Fuel tank425 Liter
- Cooling system 48 Liter
- Engine oil 21 Liter
- Hydraulic tank 505 Liter
- Hydraulics system.....970 Liter

DRIVER'S CAB

- Meets latest safety standards
- Extra-wide entrance
- Spacious leg room
- Excellent circumferential visibility
- Preparation for radio installation
- **CONTROL:**
 - Ergonomic pilot lever
 - Slim steering column, height and tilt adjustable
 - Clear and concise arrangement of control switches
- **SOUND LEVELS:**
 - ISO 6396 (LpA) in driver's cab.....70 dB(A)
 - 2000/14EG (LwA) based on ambience level.....103 dB(A)

DRIVER'S SEAT:

- Air-cushioned comfort seat (optional seat heating)
- Arm rests and lumbar support
- Seat adjustable separately from console
- **CLIMATE CONTROL:**
 - Air conditioner standard in all models
 - Very good air distribution

Equipment

OPERATING HEIGHTS

	LOADING BOOM 8,70 m (C84.5i)		LOADING BOOM 10,60 m (C84.7i)
	Stick 5,50 m (D84.15i)	Stick 6,90 m (D84.16i)	Stick 7,75 m (D84.17i)
4 outriggers	33,2 t	33,5 t	34,3 t

Operating weight with driver, solid rubber tyres, completely filled implement and 1.5 t for attachments

EQUIPMENT

BASIC DEVICE ATLAS 350MH

- 350MH material handler with quadruple outrigger support and 2 lifting cylinders (A 84.32)

Standard equipment:

- Engine:
- Automatic idle
- Diesel pre-filter
- Engine monitoring

Cab:

- Air conditioning
- Preparation for radio installation
- Slim steering column, height and tilt adjustable
- Seat adjustable separately from console
- Rear view security camera with 5" LCD-colour monitor

Booms:

- Loading boom 8,70 m (C84.5i)
- Loading boom 10,60 m (C84.7i)

Hydraulics:

- Grab and grab-rotating function
- Accumulator for emergency lowering of the arm system
- Pipe break protection valves for lifting cylinders
- Overload warning device
- Cylinder end-position damping

Equipment:

- Combined lubricating points for swing bearing and arm equipment

Sticks:

- Stick 5,50 m (D 84.15i)
- Stick 6,90 m (D 84.16i)
- Stick 7,70 m (D 84.17i) (for loading boom 10.60 m only (C84.7i))

Undercarriage:

- Wet disc brakes

*further executions on request

ADDITIONAL EQUIPMENT

Engine:

- Refueling pump
- Auxiliary heating
- Cold startup assistance

Cab:

- Cab protection guard
- Beacon light
- Heated driver's seat
- Radio CD/MP3, front AUX in, USB
- Lift-cab - 2m elevation
- Vario cab can be elevated 2 m high and 2 m forwards
- Cab elevation 0.6 m / 1.20 m
- Electric central lubrication system
- Xenon working lights

Undercarriage:

- Solid rubber tyres
- Tool box in the undercarriage

Other special equipment: See price list

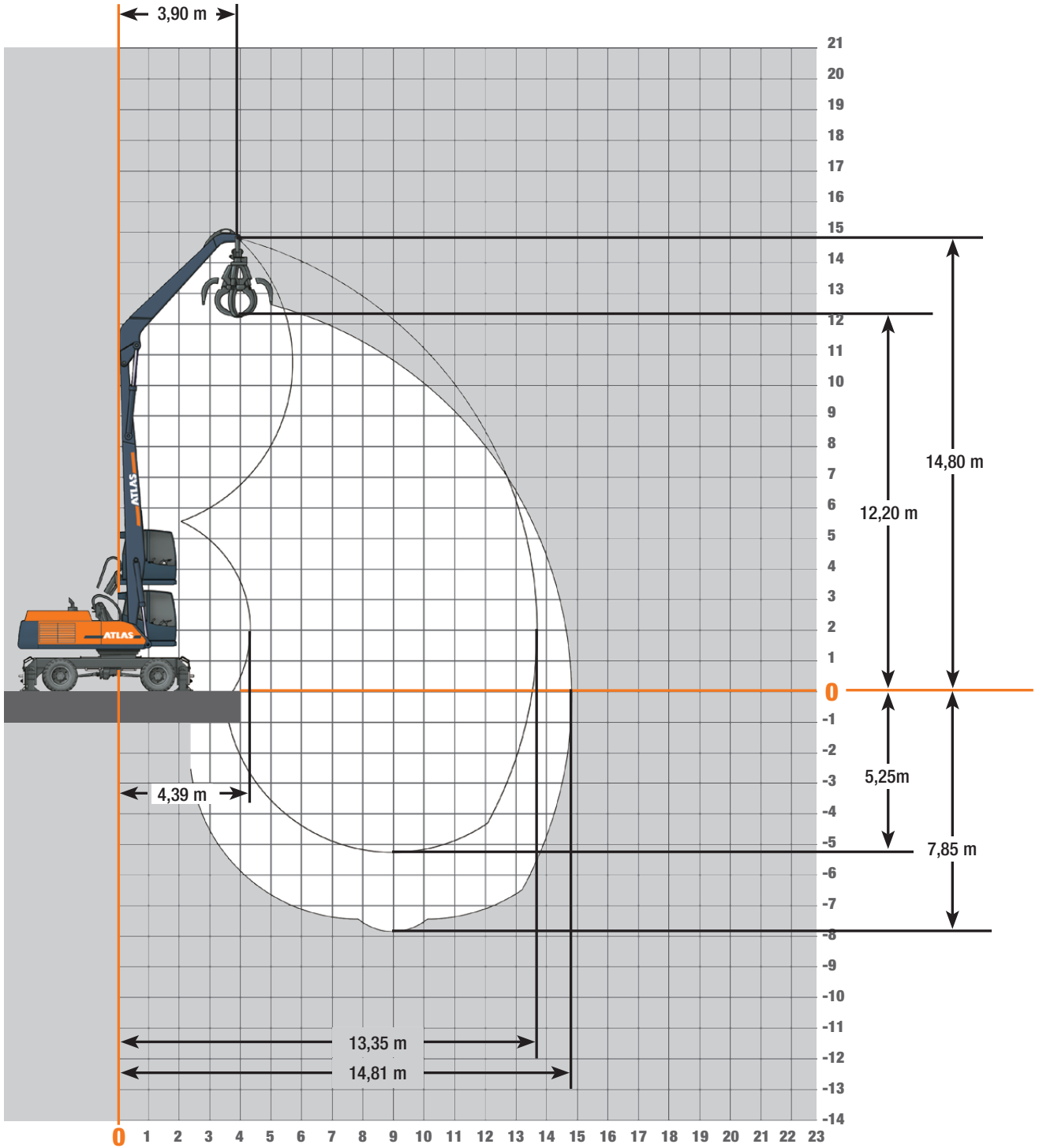
Hydraulics:

- Hydraulic kit, to operate front and rear supports separately
- Hydraulic kit, to operate supports per axle separately
- Bio oil

ATTACHMENTS

- Clamshell grab
- Load hook
- Log grab
- Orange peel grab
- Load lifting magnet

Work areas Loading boom 8,70 m (C84.5i) and Stick 5,50 m (D84.15i)



Lifting Capacities, Loading boom 8,70 m (C84.5i) and Stick 5,50 m (D84.15i)

Lifting Capacities, Loading boom 8,70 m (C84.5i) with Stick 5,50 m (D84.15i). Max. reach 14,81 m

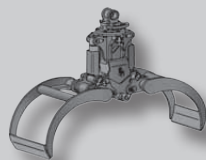
HEIGHT		4,5 m		6,0 m		7,5 m		9,0 m		10,5 m		12,0 m		13,5 m		15,0 m		16,5 m	
		FRONT	LATERAL	FRONT	LATERAL	FRONT	LATERAL	FRONT	LATERAL	FRONT	LATERAL	FRONT	LATERAL	FRONT	LATERAL	FRONT	LATERAL	FRONT	LATERAL
18,0 m	outriggers down																		
	outriggers up																		
16,5 m	outriggers down																		
	outriggers up																		
15,0 m	outriggers down																		
	outriggers up																		
13,5 m	outriggers down			9,4*	9,4*														
	outriggers up			9,4*	8,1														
12,0 m	outriggers down			9*	9*	7,6*	7,6*	6,7*	6,7*										
	outriggers up			9*	8,3	7,6*	5,8	6,7	4,3										
10,5 m	outriggers down			8,9*	8,9*	7,6*	7,6*	6,6*	6,6*	5,9*	5,9*								
	outriggers up			8,9*	8,3	7,6*	5,9	6,6*	4,3	5,2	3,3								
9,0 m	outriggers down			9,1*	9,1*	7,7*	7,7*	6,7*	6,7*	5,9*	5,9*								
	outriggers up			9,1*	8,3	7,7*	5,8	6,7*	4,3	5,2	3,3								
7,5 m	outriggers down	13*	13*	9,5*	9,5*	7,9*	7,9*	6,8*	6,8*	5,9*	5,9*	5,2*	5,2*						
	outriggers up	13*	12,1	9,5*	8	7,9*	5,6	6,6	4,2	5,2	3,2	4,1	2,5						
6,0 m	outriggers down	13,3*	13,3*	10,2*	10,2*	8,3*	8,3*	6,9*	6,9*	6*	6*	5,2*	5,2*						
	outriggers up	13,3*	11,8	10,2*	7,6	8,3*	5,4	6,4	4,1	5,1	3,2	4,1	2,5						
4,5 m	outriggers down	14,9*	14,9*	10,9*	10,9*	8,6*	8,6*	7,1*	7,1*	6*	6*	5,1*	5,1						
	outriggers up	14,9*	10,5	10,9*	7	8,2	5,1	6,2	3,9	4,9	3	4	2,4						
3,0 m	outriggers down	6,2*	6,2*	11,4*	11,4*	8,8*	8,8*	7,2*	7,2*	6*	6*	5,1*	5	4,2*	4,2*				
	outriggers up	6,2*	6,2*	10,9	6,3	7,8	4,7	6	3,6	4,8	2,9	3,9	2,4	3,3	1,9				
1,5 m	outriggers down			11,2*	11,2*	8,7*	8,7*	7,1*	7,1*	5,9*	5,9*	4,9*	4,9*	3,9*	3,9*				
	outriggers up			10,3	5,8	7,5	4,4	5,8	3,4	4,6	2,8	3,8	2,3	3,2	1,9				
0 m	outriggers down			10,3*	10,3*	8,3*	8,3*	6,7*	6,7*	5,5*	5,5*	4,5*	4,5*	3,5*	3,5*				
	outriggers up			9,9	5,5	7,2	4,2	5,6	3,3	4,5	2,7	3,8	2,2	3,2	1,9				
-1,5 m	outriggers down			8,8*	8,8*	7,4*	7,4*	6,1*	6,1*	5*	5*	4*	4*						
	outriggers up			8,8*	-5,4	7,1	4,1	5,5	3,2	4,5	2,6	3,7	2,2						
-3,0 m	outriggers down			7*	7*	6,1*	6,1*	5,1*	5,1*	4,2*	4,2*	3,2*	3,2*						
	outriggers up			7*	5,4	6,1*	4	5,1*	3,2	4,2*	2,6	3,2*	2,2						
-4,5 m	outriggers down					4,5*	4,5*	3,8*	3,8*	3*	3*								
	outriggers up					4,5*	4,1	3,8*	3,2	3*	2,6								
-6,0 m	outriggers down																		
	outriggers up																		
-7,5 m	outriggers down																		
	outriggers up																		

The specified max. loading capacities in tonnes include a stability of 33% or are calculated at 87% of the hydraulic lifting power, as per ISO10567. These values are applicable at the tip of the arm with optimum positioning of the corresponding arm system. * Value limited due to hydraulics. Weights of attached load carrying accessories (grab, magnet, load hook, etc.) are not included with the load carrying values.

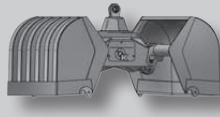
Attachments



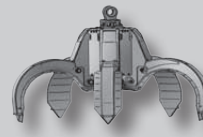
Load hook



Log grab



Clamshell grab

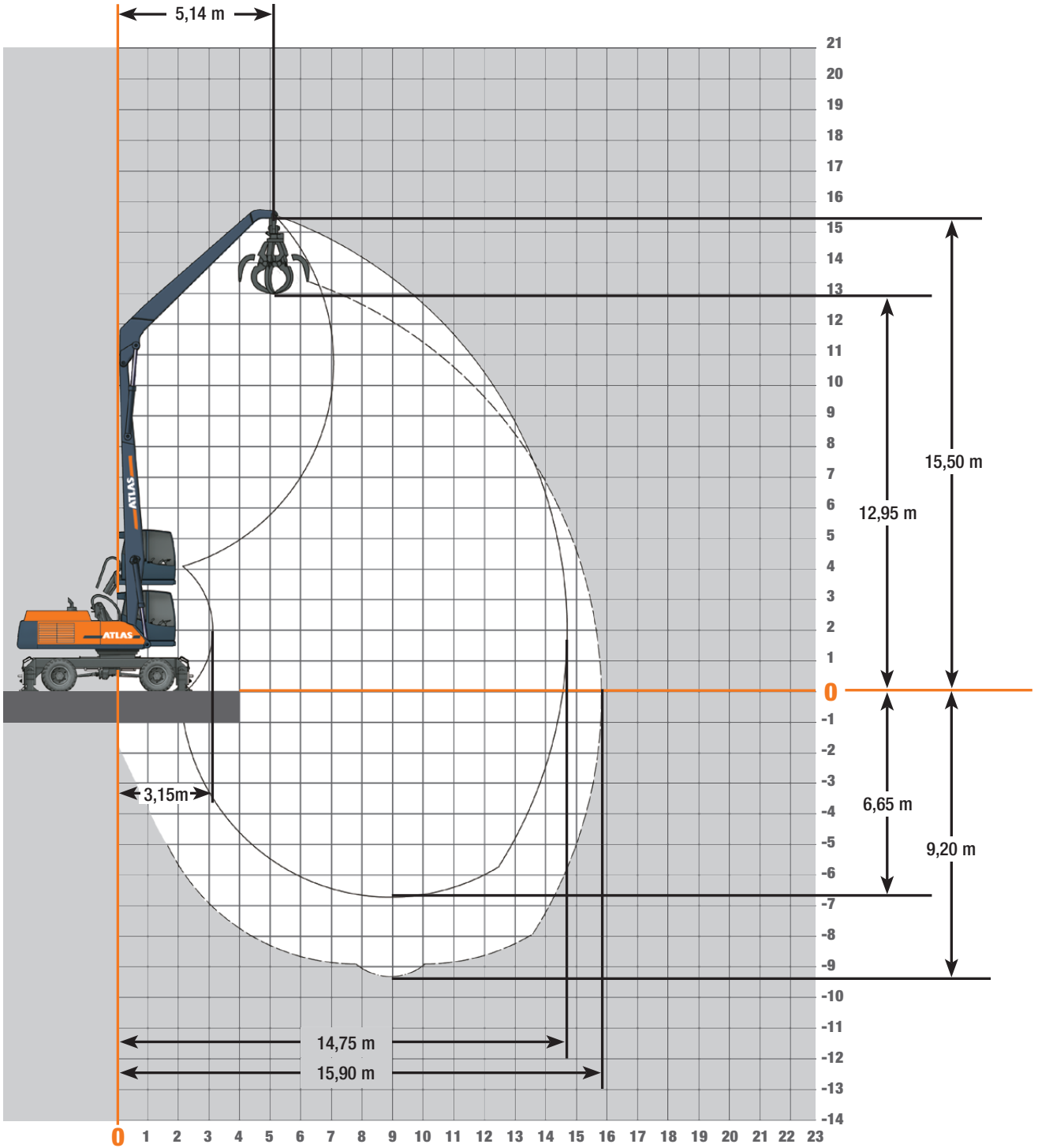


Orange peel grab



Load lifting magnet

Work areas Loading boom 8,70 m (C84.5i) and Stick 6,90 m (D84.16i)



Lifting Capacities Loading boom 8,70 m (C84.5i) and Stick 6,90 m (D84.16i)

Lifting Capacities, Loading boom 8,70 m (C84.5i) with Stick 6,90 m (D84.16i). Max. reach 15,90 m

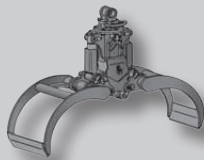
HEIGHT		4,5 m		6,0 m		7,5 m		9,0 m		10,5 m		12,0 m		13,5 m		15,0 m		16,5 m	
		FRONT	LATERAL	FRONT	LATERAL	FRONT	LATERAL	FRONT	LATERAL	FRONT	LATERAL	FRONT	LATERAL	FRONT	LATERAL	FRONT	LATERAL	FRONT	LATERAL
18,0 m	outriggers down																		
	outriggers up																		
16,5 m	outriggers down																		
	outriggers up																		
15,0 m	outriggers down			8,8*	8,8*														
	outriggers up			8,8*	8,3														
13,5 m	outriggers down					7,1*	7,1*	6,3*	6,3*										
	outriggers up					7,1*	6	6,3*	4,4										
12,0 m	outriggers down					6,9*	6,9*	6,1*	6,1*	5,5*	5,5*								
	outriggers up					6,9*	6,1	6,1*	4,5	5,3	3,4								
10,5 m	outriggers down					6,8*	6,8*	6,1*	6,1*	5,4*	5,4*	4,9*	4,9*						
	outriggers up					6,8*	6,2	6,1*	4,6	5,4	3,5	4,2	2,6						
9,0 m	outriggers down					6,9*	6,9*	6,1*	6,1*	5,5*	5,5*	4,9*	4,9*						
	outriggers up					6,9*	6,1	6,1*	4,5	5,4	3,4	4,3	2,7						
7,5 m	outriggers down					7,2*	7,2*	6,3*	6,3*	5,5*	5,5*	4,9*	4,9*	4,3*	4,3*				
	outriggers up					7,2*	6	6,3*	4,4	5,3	3,4	4,2	2,6	3,4	2,1				
6,0 m	outriggers down			9,1*	9,1*	7,6*	7,6*	6,5*	6,5*	5,7*	5,7*	5*	5*	4,3*	4,3*				
	outriggers up			9,1*	8,1	7,6*	5,7	6,5*	4,2	5,2	3,3	4,1	2,6	3,4	2				
4,5 m	outriggers down	12,3*	12,3*	9,9*	9,9*	8*	8*	6,7*	6,7*	5,8*	5,8*	5*	5*	4,3*	4,3*				
	outriggers up	12,3*	11,8	9,9*	7,6	8*	5,4	6,4	4	5	3,1	4	2,5	3,3	2				
3,0 m	outriggers down	14,8*	14,8*	10,7*	10,7*	8,4*	8,4*	6,9*	6,9*	5,8*	5,8*	5*	5*	4,3*	4,2				
	outriggers up	14,8*	10,3	10,7*	6,8	8,1	4,9	6,1	3,8	4,8	3	3,9	2,4	3,2	1,9				
1,5 m	outriggers down	7*	7*	11,1*	11,1*	8,6*	8,6*	7*	7*	5,8*	5,8*	4,9*	4,9*	4,1*	4,1				
	outriggers up	7*	7*	10,7	6,1	7,7	4,5	5,9	3,5	4,7	2,8	3,8	2,2	3,2	1,8				
0 m	outriggers down	4,8*	4,8*	10,9*	10,9*	8,5*	8,5*	6,9*	6,9*	5,7*	5,7*	4,7*	4,7*	3,9*	3,9*				
	outriggers up	4,8*	4,8*	10,1	5,6	7,3	4,2	5,6	3,3	4,5	2,6	3,7	2,2	3,1	1,8				
-1,5 m	outriggers down			10*	10*	8*	8*	6,5*	6,5*	5,3*	5,3*	4,4*	4,4*	3,5*	3,5*				
	outriggers up			9,7	5,3	7	4	5,5	3,1	4,4	2,5	3,6	2,1	3,1	1,7				
-3,0 m	outriggers down			8,6*	8,6*	7,1*	7,1*	5,8*	5,8*	4,8*	4,8*	3,8*	3,8*	2,9*	2,9*				
	outriggers up			8,6*	5,2	6,9	3,9	5,3	3	4,3	2,5	3,6	2	2,9*	1,7				
-4,5 m	outriggers down			6,8*	6,8*	5,8*	5,8*	4,8*	4,8*	3,9*	3,9*	3*	3*						
	outriggers up			6,8*	5,2	5,8*	3,8	4,8*	3	3,9*	2,5	3*	2						
-6,0 m	outriggers down					4,2*	4,2*	3,5*	3,5*	2,8*	2,8*								
	outriggers up					4,2	3,9	3,5*	3	2,8*	2,5								
-7,5 m	outriggers down																		
	outriggers up																		

The specified max. loading capacities in tonnes include a stability of 33% or are calculated at 87% of the hydraulic lifting power, as per ISO10567. These values are applicable at the tip of the arm with optimum positioning of the corresponding arm system. * Value limited due to hydraulics. Weights of attached load carrying accessories (grab, magnet, load hook, etc.) are not included with the load carrying values.

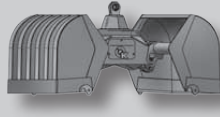
Attachments




Load hook



Log grab



Clamshell grab

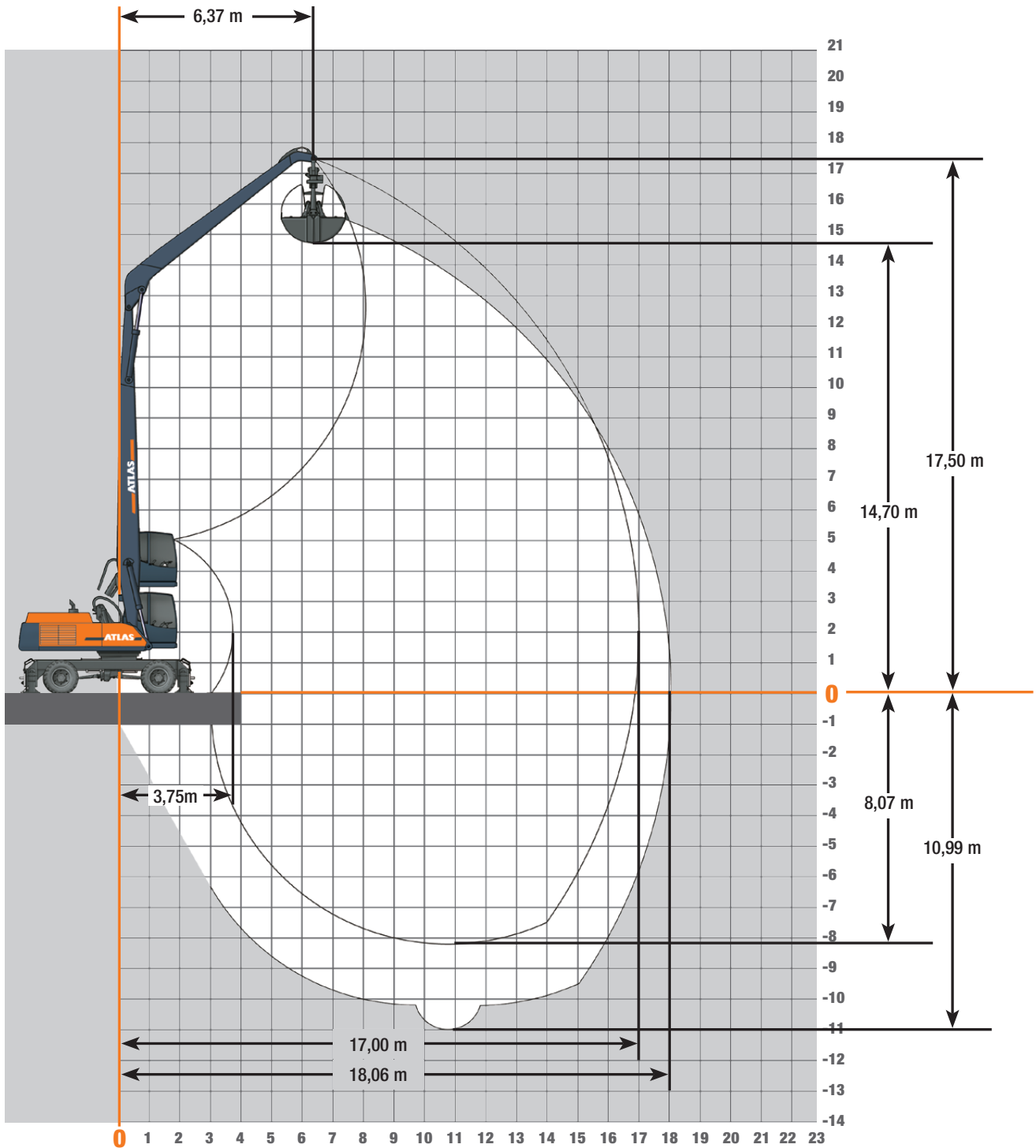


Orange peel grab



Load lifting magnet

Work areas Loading boom 10,60 m (C84.7i) and Stick 7,70 m (D84.17i)



Lifting Capacities Loading boom 10,60 m (C84.7i) and Stick 7,70 m (D84.17i)

Lifting Capacities, Loading boom 10,60 m (C84.7i) with Stick 7,70 m (D84.17i). Max. reach 18,06 m

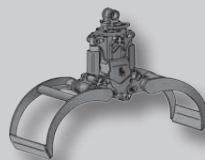
HEIGHT		4,5 m		6,0 m		7,5 m		9,0 m		10,5 m		12,0 m		13,5 m		15,0 m		16,5 m	
		FRONT	LATERAL	FRONT	LATERAL	FRONT	LATERAL	FRONT	LATERAL	FRONT	LATERAL	FRONT	LATERAL	FRONT	LATERAL	FRONT	LATERAL	FRONT	LATERAL
18,0 m	outriggers down																		
	outriggers up																		
16,5 m	outriggers down					6*	6*												
	outriggers up					6*	6*												
15,0 m	outriggers down					6,1*	6,1*	5*	5*	4,5*	4,5*								
	outriggers up					6,1*	6,1*	5*	4,7	4,5*	3,5								
13,5 m	outriggers down							5*	5*	4,4*	4,4*	4*	4*						
	outriggers up							5*	4,8	4,4*	3,6	4*	2,8						
12,0 m	outriggers down							5*	5*	4,4*	4,4*	4*	4*	3,6*	3,6*				
	outriggers up							5*	4,8	4,4*	3,7	4*	2,8	3,5	2,2				
10,5 m	outriggers down					6,2*	6,2*	5*	5*	4,5*	4,5*	4*	4*	3,6*	3,6*				
	outriggers up					6,2*	6,2*	5*	4,8	4,5*	3,6	4*	2,8	3,5	2,2				
9,0 m	outriggers down					6*	6*	5,2*	5,2*	4,6*	4,6*	4,1*	4,1*	3,7*	3,7*	3,3*	3,3*		
	outriggers up					6*	6*	5,2*	4,6	4,6*	3,5	4,1*	2,7	3,5	2,1	2,8	1,6		
7,5 m	outriggers down			7,3*	7,3*	6,3*	6,3*	5,4*	5,4*	4,7*	4,7*	4,2*	4,2*	3,7*	3,7*	3,3*	3,3*		
	outriggers up			7,3*	7,3*	6,3*	6,0	5,4*	4,4	4,7*	3,4	4,2*	2,6	3,4	2,1	2,8	1,6		
6,0 m	outriggers down	6,2*	6,2*	8,3*	8,3*	6,7*	6,7*	5,6*	5,6*	4,9*	4,9*	4,3*	4,3*	3,8*	3,8*	3,4*	3,4*	3*	3*
	outriggers up	6,2*	6,2*	8,3*	7,9	6,7*	5,6	5,6*	4,1	4,9*	3,2	4,1	2,5	3,3	2,0	2,7	1,5	2,3	1,2
4,5 m	outriggers down	12,4*	12,4*	9*	9*	7,1*	7,1*	5,9*	5,9*	5*	5*	4,3*	4,3*	3,8*	3,8*	3,4*	3,4*	3*	2,9
	outriggers up	12,4*	10,7	9*	7,0	7,1*	5,0	5,9*	3,8	4,9	2,9	3,9	2,3	3,2	1,8	2,7	1,5	2,2	1,2
3,0 m	outriggers down	0,9*	0,9*	9,7*	9,7*	7,5*	7,5*	6,1*	6,1*	5,1*	5,1*	4,4*	4,4*	3,8*	3,8*	3,3*	3,3*	2,9*	2,9
	outriggers up	0,9*	0,9*	9,7*	6,0	7,5*	4,5	5,8	3,4	4,6	2,7	3,7	2,1	3,1	1,7	2,6	1,4	2,2	1,1
1,5 m	outriggers down			4,1*	4,1*	7,6*	7,6*	6,2*	6,2*	5,2*	5,2*	4,4*	4,4*	3,8*	3,8*	3,3*	3,3*	2,8*	2,8
	outriggers up			4,1*	4,1*	7,0	3,9	5,4	3,1	4,3	2,5	3,5	2,0	3,0	1,6	2,5	1,3	2,1	1,1
0 m	outriggers down			2,8*	2,8*	7,6*	6,1*	6,1*	5,1*	5,1*	4,3*	4,3*	3,7*	3,7*	3,2*	3,2*	2,7*	2,7*	
	outriggers up			2,8*	2,8*	6,5	3,5	5,1	2,8	4,1	2,2	3,4	1,8	2,8	1,5	2,4	1,2	2,1	1,0
-1,5 m	outriggers down			2,9*	2,9*	7,1*	7,1*	5,9*	5,9*	5*	5*	4,2*	4,2*	3,6*	3,6*	3,1*	3,1*	2,5*	2,5*
	outriggers up			2,9*	2,9*	6,2	3,2	4,9	2,6	3,9	2,1	3,3	1,7	2,7	1,4	2,3	1,2	2,0	1,0
-3,0 m	outriggers down			3,4*	3,4*	6,7*	6,7*	5,6*	5,6*	4,7*	4,7*	4*	4*	3,4*	3,4*	2,8*	2,8*		
	outriggers up			3,4*	3,4*	6,1	3,1	4,7	2,4	3,8	2,0	3,2	1,6	2,7	1,4	2,3	1,1		
-4,5 m	outriggers down			4,1*	4,1*	5,9*	5,9*	5*	5*	4,2*	4,2*	3,6*	3,6*	3*	3*	2,5*	2,5*		
	outriggers up			4,1*	4,1*	5,9*	3,1	4,7	2,4	3,8	1,9	3,1	1,6	2,7	1,3	2,3	1,1		
-6,0 m	outriggers down			5*	5*	4,9*	4,9*	4,3*	4,3*	3,7*	3,7*	3,1*	3,1*	2,5*	2,5*				
	outriggers up			5*	4,2	4,9*	3,1	4,3*	2,4	3,7*	1,9	3,1*	1,6	2,5*	1,3				
-7,5 m	outriggers down							3,3*	3,3*	2,9*	2,9*	2,4*	2,4*	1,8*	1,8*				
	outriggers up							3,3*	2,4	2,9*	1,9	2,4*	1,6	1,8*	1,4				

The specified max. loading capacities in tonnes include a stability of 33% or are calculated at 87% of the hydraulic lifting power, as per ISO10567. These values are applicable at the tip of the arm with optimum positioning of the corresponding arm system. * Value limited due to hydraulics. Weights of attached load carrying accessories (grab, magnet, load hook, etc.) are not included with the load carrying values.

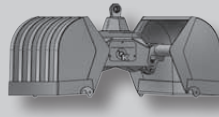
Attachments



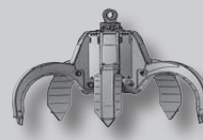
Load hook



Log grab



Clamshell grab



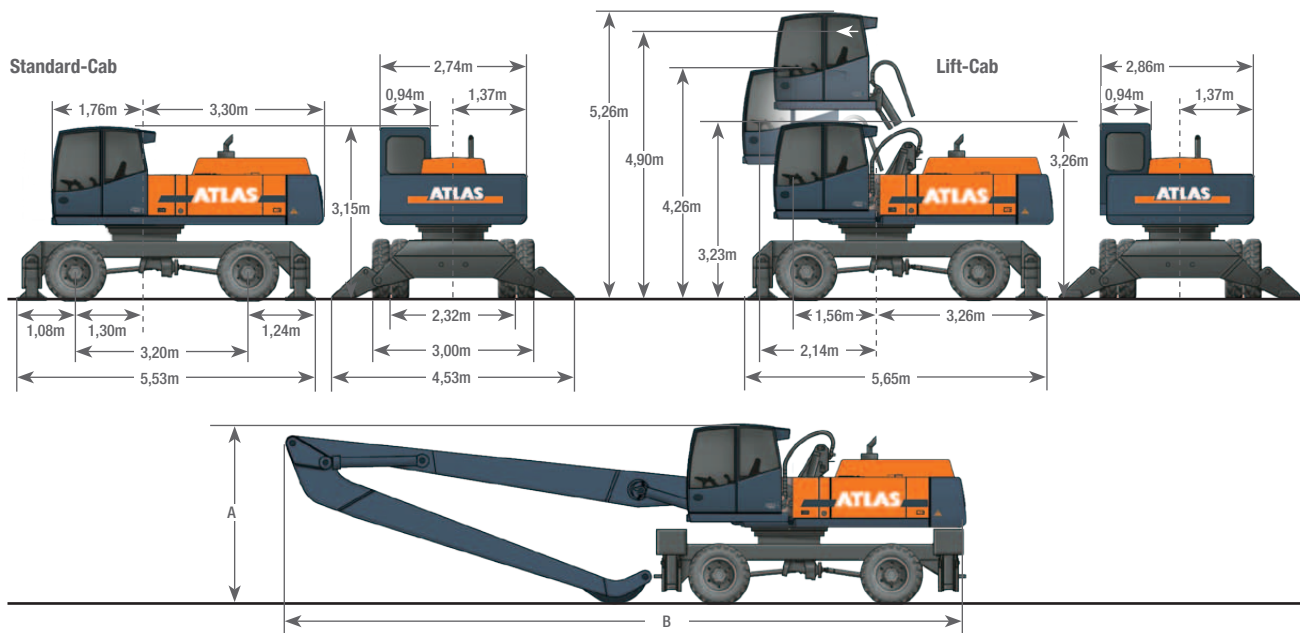
Orange peel grab



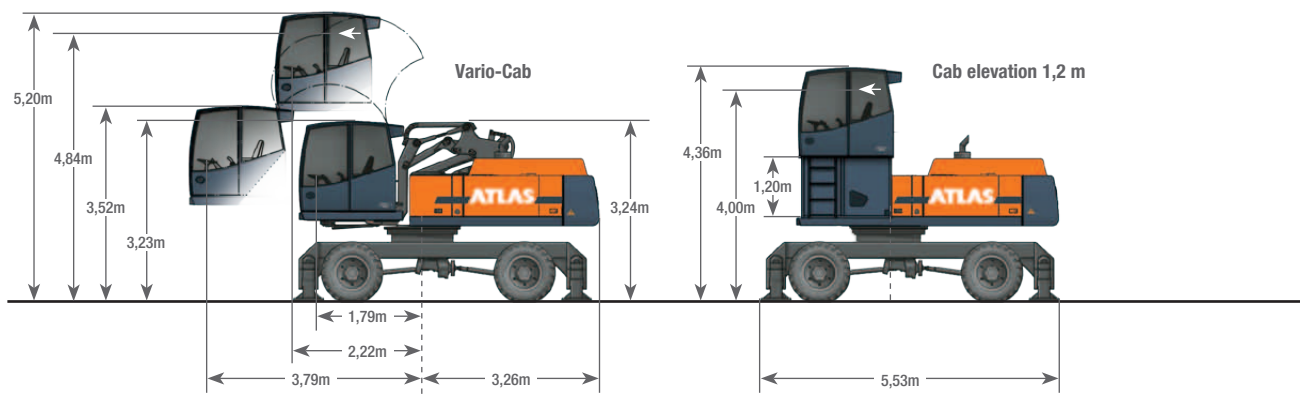
Load lifting magnet

ATLAS

Dimensions



A TRANSPORT HEIGHT	B TRANSPORT LENGTH
Loading boom 8,70 m (C84.5i) with Stick 5,50 m (84.15i).....3,30 m	Loading boom 8,70 m (C84.5i) with Stick 5,50 m (D84.15i).....12,65 m
Loading boom 8,70 m (C84.5i) with Stick 6,90 m (84.16i).....3,30 m	Loading boom 8,70 m (C84.5i) with Stick 6,90 m (84.16i).....12,65 m
Loading boom 10,60 m (C84.7i) with Stick 7,70 m (D84.17i).....3,30 m	Loading boom 10,60 m (C84.7i) with Stick 7,70 m (D84.17i).....14,55 m



Further cabin versions on demand.

www.atlasgmbh.com

ATLAS Maschinen GmbH
 EXCAVATORS
 Atlasstrasse 6
 27777 Ganderkesee, Germany
 T: +49 (0) 4222 954 0
 F: +49 (0) 4222 954 343
 info@atlasgmbh.com

350MH-EN (1) Effective date: August 2010. Product specifications and prices are subject to change without notice or obligation. The photographs and/or drawings in this document are for illustrative purposes only. Refer to the appropriate Operator's Manual for instructions on the proper use of this equipment. Failure to follow the appropriate Operator's Manual when using our equipment or to otherwise act irresponsibly may result in serious injury or death. The only warranty applicable to our equipment is the standard written warranty applicable to the particular product and sale and Atlas makes no other warranty, express or implied. The only warranty applicable to our equipment is the standard written warranty applicable to the particular product and sale and Atlas makes no other warranty, express or implied. Products and services listed may be trademarks, service marks or trade-names of Atlas Maschinen GmbH and/or its subsidiaries. All rights are reserved. Atlas® is a registered trademark of Atlas Maschinen GmbH. Copyright © 2010 Atlas Maschinen GmbH.