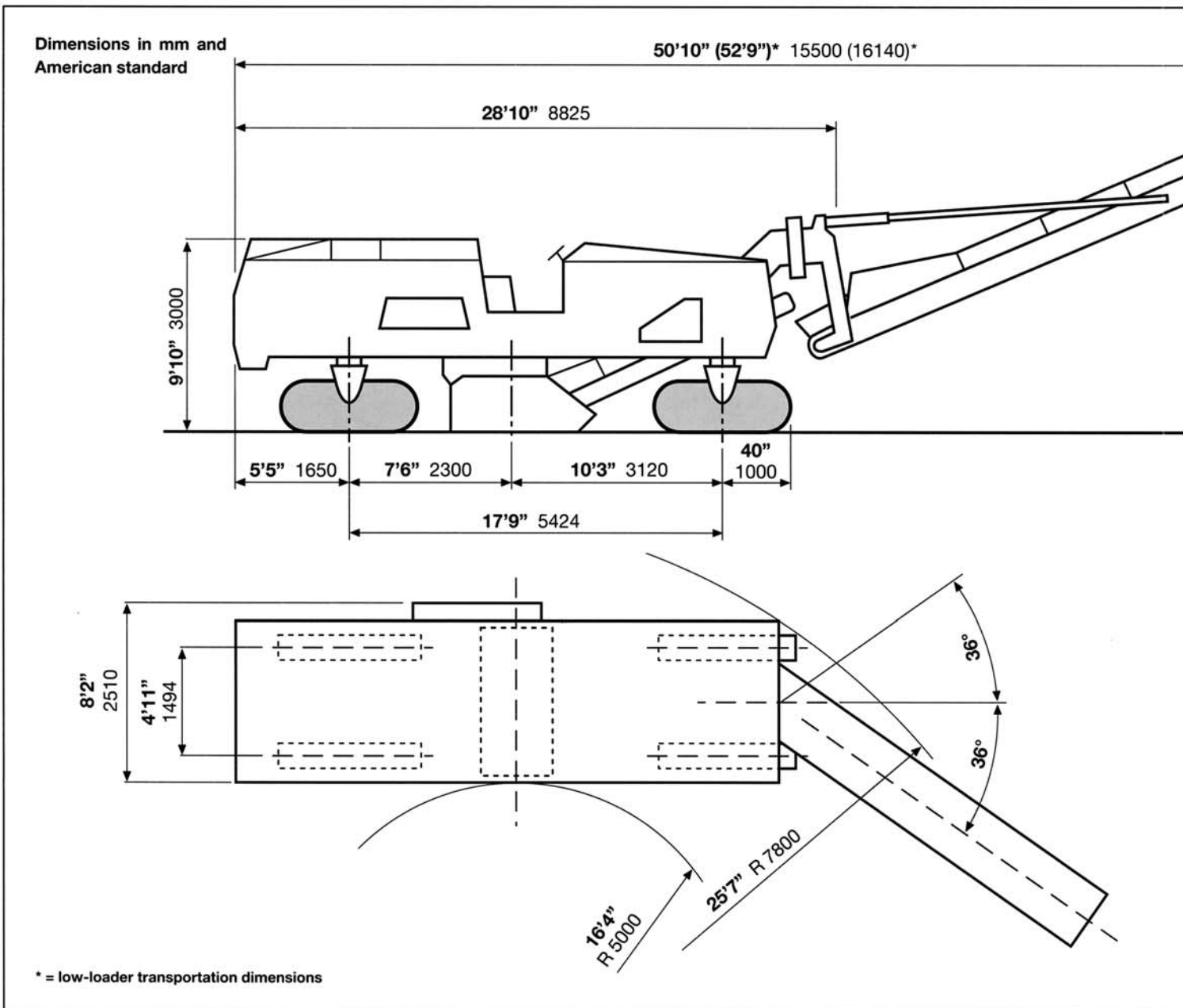




***Cold milling machine  
2100 DC  
Technical specification***

# Technical specification

	<b>Cold milling machine 2100 DC</b>
<b>Milling width max.</b>	<b>6'7"</b> 2,000 mm
<b>Milling depth</b>	<b>0-12"</b> 0-300 mm
<b>Milling drum</b>	
Tool spacing	<sup>5</sup> / <sub>8</sub> " 15 mm
Number of cutting tools	166
Drum diameter with tools	<b>43"</b> 1,080 mm
Drum inclination max.	8°
<b>Engine</b>	
Manufacturer	Mercedes-Benz
Type	OM 444 LA
Cooling	Water
Number of cylinders	12
Output	448 kW/601 HP/610 PS
Engine speed	2,100 rpm
Displacement	21,930 cm <sup>3</sup>
Fuel consumption, 1/1 load	<b>29 gal/h</b> 110 l/h
Fuel consumption, 2/3 load	<b>21 gal/h</b> 80 l/h
<b>Speed / gradeability</b>	
Milling gear	<b>0-86 ft/min</b> 0-27 m/min
Travel gear	<b>0-2.89 Mph</b> 0-4.6 km/h
Theoretical gradeability in travel gear	16%
Theoretical gradeability in milling gear	47%
Ground clearance	<b>14"</b> 350 mm
<b>Weights</b>	
Front axle load	<b>40,453 lbs</b> 18,350 daN (kg)
Rear axle load	<b>36,595 lbs</b> 16,600 daN (kg)
Shipping weight	<b>77,048 lbs</b> 34,950 daN (kg)
Operating weight, CE	<b>83,662 lbs</b> 37,950 daN (kg)
<b>Track units</b>	
Tracks, front	<b>82" x 14" x 28"</b> 2,077 x 350 x 710 mm
Tracks, rear	<b>82" x 14" x 28"</b> 2,077 x 350 x 710 mm
<b>Tank capacities</b>	
Fuel tank	<b>320 gal</b> 1,200 l
Hydraulic fluid tank	<b>79 gal</b> 300 l
Water tank	<b>1,104 gal</b> 4,180 l
<b>Electrical system</b>	
	24 V
<b>Conveyor system</b>	
Primary belt width	<b>40"</b> 1,000 mm
Discharge belt width	<b>40"</b> 1,000 mm
Theoretical belt capacity	<b>718 yd<sup>3</sup>/h</b> 550 m <sup>3</sup> /h
<b>Shipping dimensions / Weights</b>	
Machine L x W x H	<b>28'10" x 8'8" x 9'10"</b> 8,830 x 2,600 x 3,000 mm
Conveyor L x W x H	<b>26'2" x 3'9" x 4'11"</b> 8,000 x 1,150 x 1,500 mm
Machine weight	<b>72,639 lbs</b> 32,950 daN (kg)
Conveyor weight	<b>4,409 lbs</b> 2,000 daN (kg)



### Basic design

Cold milling machine with mechanically driven milling drum and two-piece front loading conveyor system.

### Chassis

Distortion-proof welded design with fittings for individual components and parts as well as integral fuel and water tanks. All components are easily accessible for fast maintenance and repair.

### Track suspension

All four track units are mounted on hydraulically operated telescopic guides which can be individually adjusted in height. Milling depth is set by adjusting the two rear tele-

scopic guides. The two front telescopic guides are used for increasing the machine's ground clearance from operating position to travel position. The tracks are equipped as standard with rubber track pads.

### Steering

The machine is equipped with a finger-light hydraulic four-track dual steering system for superb tight manoeuvrability and crab steering capability.

### Track drive system

All four tracks are individually driven by independent hydraulic motors which are fed by a common hydraulic variable displacement pump. Speeds in milling gear and travel gear

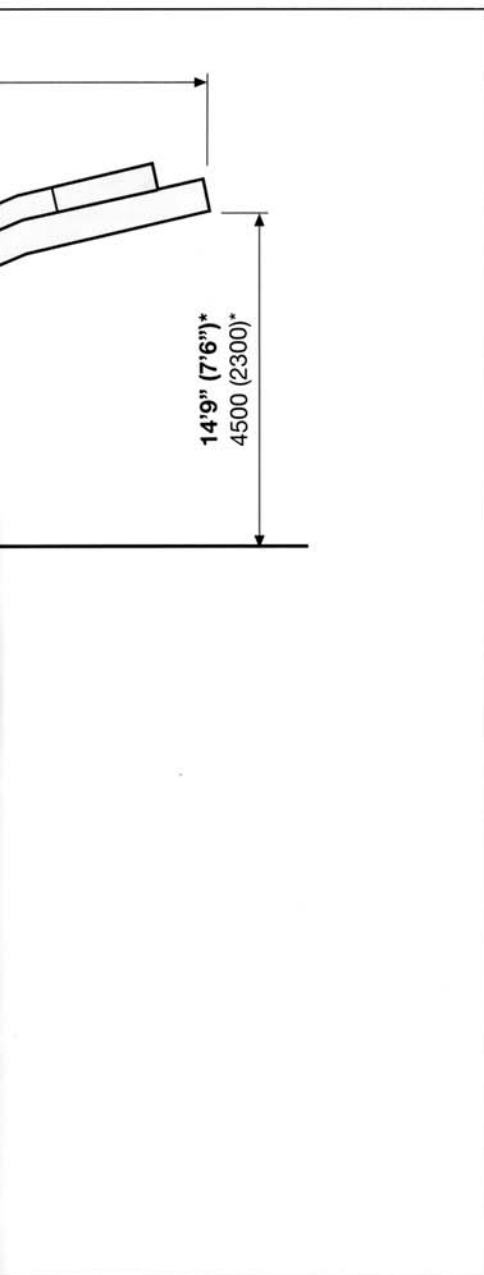
are infinitely variable from zero to maximum speed. An automatic hydraulic differential lock in milling gear ensures equal traction of all four tracks. All speed adjustments can be carried out on both sides of the operator's control station.

### Brakes

Braking is achieved by drag from the hydrostatic transmission. Hydraulic disc parking / emergency brakes are fitted to the rear tracks. Fail-safe system. When pressure drops, brakes are applied automatically.

### Performance regulator

The fully automatic performance regulator matches the milling speed to milling condi-



tions from the load on the engine. This automatic function ensures maximum production at all times without overloading the machine. The automatic performance regulator can be overridden for manual operation.

#### Milling drum

The drum operates in an up-milling direction. Weld-on toolholders are fitted as standard equipment for simple, fast replacement. The toolholders have locator pins so that they can be quickly and accurately welded to the drum without the need for a jig. A variety of snap-in point-attack cutting tools for different pavement materials from the softest asphalt to the hardest concrete can be used. Special edge lighting ensure a clean sharp

cut at the edges. The bolt-on material ejector paddles ensure that the milled material is efficiently transferred from the drum to the one meter wide primary conveyor belt.

#### Exchanging cutting tools

The combined moldboard and drum door can be raised and lowered hydraulically in seconds to facilitate excellent access to the milling drum and cutting tools. An engine-mounted air compressor is fitted for fast removal of cutting tools with a pneumatic impact hammer.

#### Direct mechanical drum drive

Power is transmitted from the engine through an air clutch and power bands to the cutting drum reduction gear for maximum milling efficiency. An automatic hydraulic tensioner ensures that the power bands under correct tension at all times. Two drum speeds are possible for deep milling and fast shallow milling to reduce cutting tool wear and to ensure a good, even-textured finish. For countries with left-hand traffic, the 2100 DC can be supplied with the milling drum drive on the right-hand side of the machine.

#### Milling depth control

The milling machine is equipped with an extremely precise automatic grade control system to control the depth of cut. Reference is sensed from the milling drum side plates or the averaging ski located at the front of the drum. The grade control system maintains the pre-selected depth by constantly monitoring and correcting the position of the depth adjustment cylinders on the rear tracks. Milling depth can be monitored by the operator from the control station and the ground for easy operation. A manual override to the automatic grade control is standard. Optional slope control simply plugs in to standard sockets.

#### Water spray system

The milling drum housing has a pressurized water spray system which suppresses dust and cools cutting tools for longer life. Spray nozzles are easily removed for cleaning.

#### Soundproofing

Soundproofing is fitted as standard equipment. This protects the general public and the operator from excessive noise.

#### Operator's station

The central walk-through operator's station is very spacious and is fitted with two seats right and left. It offers excellent visibility to the front of the machine for the conveyor system and drum side clearance right and left. No need to look behind as with rear loaders. The operator's console has been designed for simple operation with dual controls right and left. A slide-up, lockable cover is provided for the console to prevent vandalism. Fold-away ladders right and left are standard equipment.

#### Instrumentation

Hour counter, tachometer, engine tempera-

ture gauge, battery charging indicator, pressure gauges for system control pressure, conveyor pressure and track drive pressure, filter contamination warning lights.

#### Hydraulic system

Independent hydraulic systems for advance drive, conveyors, cooler fan, water sprinkler unit and control functions. The hydrostatic pumps are driven by the combustion engine via a splitter gearbox. Filtration is carried out by return flow and feed pressure filters, and by pressure filters for all control functions.

#### Front loading conveyor system

The dual conveyor system consists of a one meter wide primary conveyor and the discharge conveyor for loading trucks. Both conveyors have infinitely variable speed control. They have ribbed and troughed belts for maximum conveying capacity. The conveyors are fitted with quick removable covers as standard equipment which prevent spillage and dust during windy conditions. The discharge conveyor is adjustable in height for different truck box heights and has a 72° swing capability for side loading trucks and windrowing. Truck bumpers prevent conveyor damage by trucks. Two conveyor support legs to support and prevent conveyor damage during transport are fitted as standard equipment. A swing-up windrow gate is fitted as standard to the drum moldboard for milling without using the conveyor system and for cold recycling purposes.

#### Electrical system

24-volt system with 3-phase alternator and two 12-volt batteries. Starter, electric power take-off socket, horn and complete lighting package with spotlights, ideal for night working operations.

#### Tank filling systems

Water can be filled via a standard C-type fitting from the ground or a large filling port from the operator's station. Diesel fuel is filled via a standard threaded port or large filling port from the operator's station.

#### Safety features for transportation

The machine is equipped with sturdy loading eyes for loading with a crane or for securing to a low-bed trailer.

#### Pressurized gradation control beam with tines (optional)

The pressurized gradation control beam is mounted in front of the milling drum and can be hydraulically raised and lowered. It slides over the pavement surface and prevents the pavement from breaking into large slabs.

# Equipment

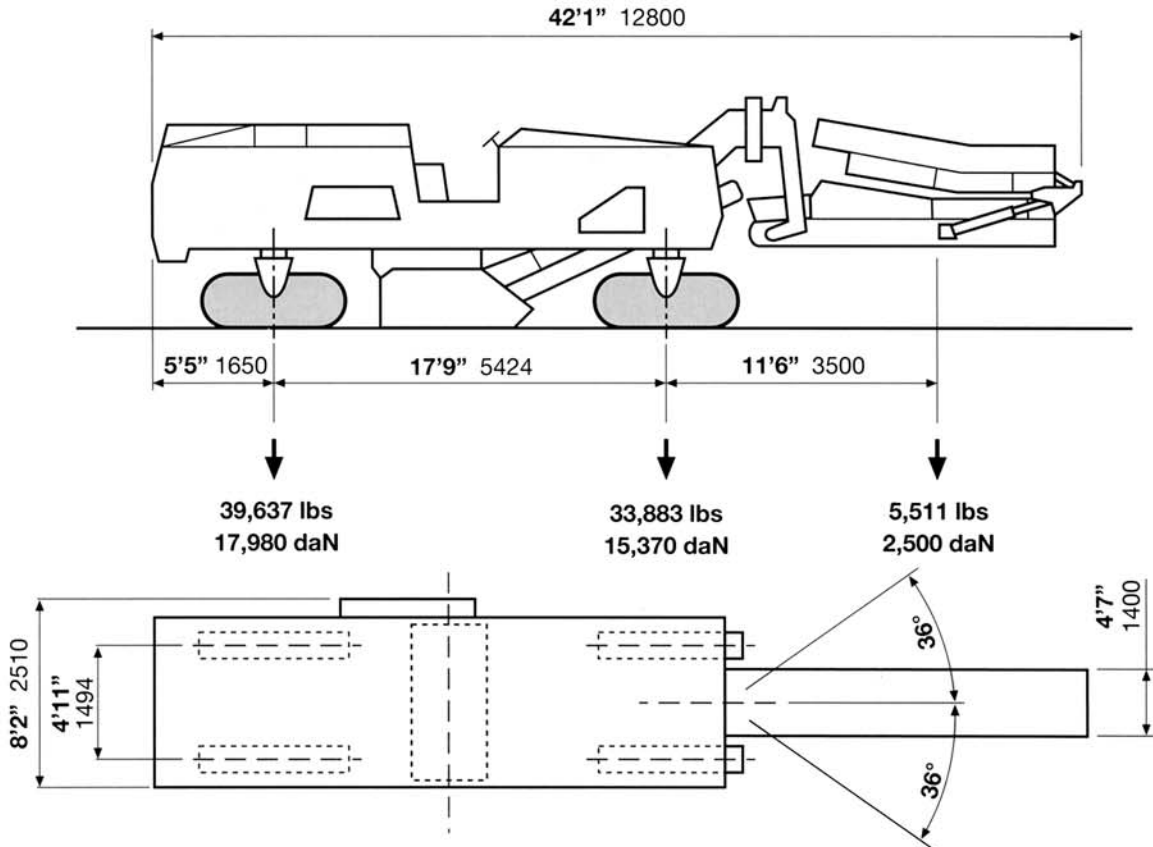
Equipment	2100 DC
Working lights (removable)	○
Warning light	○
Complete tool kit	○
Loading and lashing lugs	○
Soundproofing	○
Walk-through operator's station	○
4-track-steering	○
Conveyor	○
Automatic levelling system	○
Reversing horn	○
Acceptance testing by the employer's liability insurance association	○
Comprehensive safety package with 5 Emergency OFF switches	○
Air compressor	○
Milling depth 16" (400 mm)	●
High pressure wash-down system	●
Hinged loading conveyor	●
Quick-change toolholder system	●

Equipment	2100 DC
Hydraulically lifting primary conveyor	●
Pressurized gradation control system	●
Pneumatic air tool for quick tool change	●
Operator station canopy with screen	●
Hydraulic side plate lifters	●
Additional valve to lock scraper blade	●
Equalizing system for longitudinal levelling	●
Slope control	●
Petrol-driven filling pump for water tank	●
Hydraulic filling pump for water tank	●
Pump for diesel refilling	●
Special painting	●
Conveyor support legs for low-loader transport	●

○ Standard ● Optional

## Optional equipment: hinged loading conveyor

Dimensions in mm and American standard





**Wirtgen America Inc.**  
**204 River Hills Drive**  
**Nashville, Tennessee 37210**  
**U.S.A.**

**Phone: (615) 391-0600**  
**Fax: (615) 391-0791**

---