

# 1730-L



- power to lift



LOADING GROUP HC1/HD5/B3		1730-L1	1730-L2	1730-L3	1730-L4
Type					LX+
<b>TECHNICAL DATA</b>					
Load moment	tm	16.5	15.9	15.4	14.9
Hydraulic reach	m	7.5	9.6	11.8	14.0
Slewing torque	kgm		1760		
Slewing angle	°		450		
Working pressure	bar		345		
Weight excl. stabilizer legs	kg	1345	1485	1620	1755
Weight of stabilizer legs, standard	kg		200		
Pump performance	l/min		70-100		
Oil tank capacity, separate tank	l		160		
Power consumption	kW		40-58		
<b>GEOMETRY</b>					
Height above mounting surface, horizontal boom	mm		2520		
Height below mounting surface, horizontal boom	mm		1880		
Length of crane	mm		775		
Long main boom					Basic
Single Power Plus link arm System					Basic
Over-bending on crane	°		15		
Hook height 1 m from column	m	3.4	3.4	3.3	3.2
<b>CONTROL MODE</b>					
Radio remote control of crane					Basic
Manual operation of stabilizer functions					Basic
Remote control box with HMF InfoCentre					Option
Remote control box, linear control levers (L) or joysticks (J)					L / J
Radio remote control of stabilizer functions					Option
Top seat on column with bracket for remote control box					Option
<b>CONTROLS</b>					
RCL 5300 Safety System					Basic
Proportional control valve type (-d) for radio remote control					Basic
Control valve type (-h) for operation of stabilizer legs and beams					Basic
Electronic speed adaptation system HDL-d					Basic
<b>OPTIONS: HYDRAULIC EQUIPMENT</b>					
Prepared for variable flow pump					Basic
High-pressure filter					Basic
Oil cooler					Option
Oil tank fitted on crane					-
180° hydraulic swing-up stabilizer leg					Option
2 extra valves in hose guides		Option	Option	Option	Option
2 extra valves in hose reels internally in the jib extensions		Option	Option	-	-
4 available functions for separate traverse					Option
Biodegradable oil					Option
<b>OTHER EQUIPMENT</b>					
Ladder to top seat					Option
EVS stability safety system					Option
Work light on crane					Option
Shielding of piston rod, jib cylinder					Option
STF alarm flash on stabilizer legs					Option
Manual swing-up stabilizer leg with gas spring, 180°					Option
Prepared for fixed flow pump					Option




### HMF RCL 5300

The safety system monitors the load moment of the crane as well as the vehicle stability and thereby, the safety of the crane operator.



### Single Link Arm System

HMF single Power Plus link arm system has a smooth and excellent lifting capacity at long reach.



### HDL-d Speed Adaptation System

HDL-d ensures that the crane automatically adapts the speed to the current RCL impacts or EVS angles.



### Central Lubrication

The base is equipped with a central greasing point for easy access to maintenance.



Top Seat with Radio Remote Control TS-RC

By means of the remote control box the operator can control the crane sitting on the top seat. The operator has an excellent visibility of the working area from the seat. It is an ergonomically convenient and very safe position for the crane operator. TS-RC is ideal for long-period loading and unloading tasks or in case of tasks that require a particularly good visibility of the working area.



Radio Remote Control type RC-h

HMF radio remote control provides the operator with all advantages and possibilities for remote control of the crane functions and important safety functions in the HMF RCL Safety System. The crane operator can move in the entire working area and can at any time position himself optimally and safely in relation to the lifting task. Thanks to the remote control box it is possible to carry out many tasks besides operating the crane, independent of a fixed control position.



EVS - active Securing of Stability

HMF's patent pending stability safety system, EVS, is continuously taking into account the current load on the vehicle so that crane and truck are in perfect balance. As the system includes the load on the truck body as a part of the tare weight of the vehicle, it means that you actually obtain a considerably larger working area with a load on the truck body - thanks to EVS.



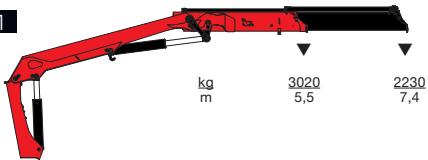
Corrosion and Wear and Tear

All painted surfaces are coated with EQC surface treatment, and all hydraulic pipes are finished with Zistaplex coating. All hydraulic components are coated with a zinc-nickel surface treatment to be able to pass the strict 720 hours salt spray test (EN/ISO 9227 standard), and all parts of stainless steel are corrosion-resistant.

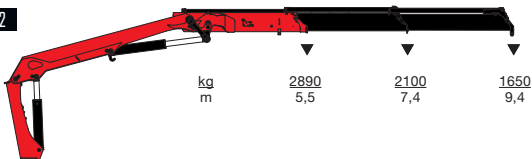


- power to lift

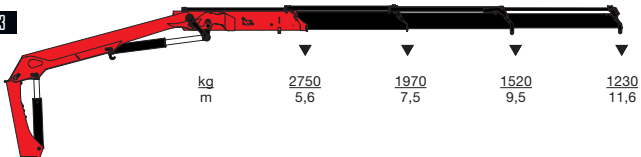
HMF 1730-L1



HMF 1730-L2



HMF 1730-L3



HMF 1730-L4



▼ Lifting capacity without manual extensions  
 ▽ Lifting capacity with manual extensions



- power to lift  
**HMF Group A/S**

Oddervej 200 · DK-8270 Højbjerg  
 Tel.: +45 8627 0800 · Fax: +45 8627 0744 · info@hmf.dk

[www.hmf.dk](http://www.hmf.dk)

Z008819-02

We reserve the right to introduce improvements and modifications